



INSURER SUPPLIER DIVERSITY:

2013 SURVEY RESULTS



**DOES YOUR COMPANY HAVE
A SUPPLIER DIVERSITY STATEMENT?**

YES (71)

**NO, BUT WILL DEVELOP ONE WITHIN
THE YEAR (15)**

NO, AND WILL NOT DEVELOP ONE (32)



PROCUREMENT TOTAL: **DIVERSE SUPPLIER CONTRACTS IN 2012**

CALIFORNIA .

1,300 CONTRACTS

\$930 MILLION

. NON-CALIFORNIA

2,200 CONTRACTS

\$1.2 BILLION



CERTIFICATION





PROCUREMENT OF: **MINORITY BUSINESS ENTERPRISES (MBEs)** **CONTRACTS IN 2012**

CALIFORNIA

388 CONTRACTS

\$241 MILLION

NON-CALIFORNIA

496 CONTRACTS

\$376 MILLION



PROCUREMENT OF:
WOMEN BUSINESS ENTERPRISES (WBEs)
CONTRACTS IN 2012

CALIFORNIA

374 CONTRACTS

\$153 MILLION

NON-CALIFORNIA

798 CONTRACTS

\$454 MILLION



PROCUREMENT OF: **DISABLED VETERAN BUSINESS ENTERPRISES (DVBES)** **CONTRACTS IN 2012**

CALIFORNIA

10 CONTRACTS

\$1 MILLION

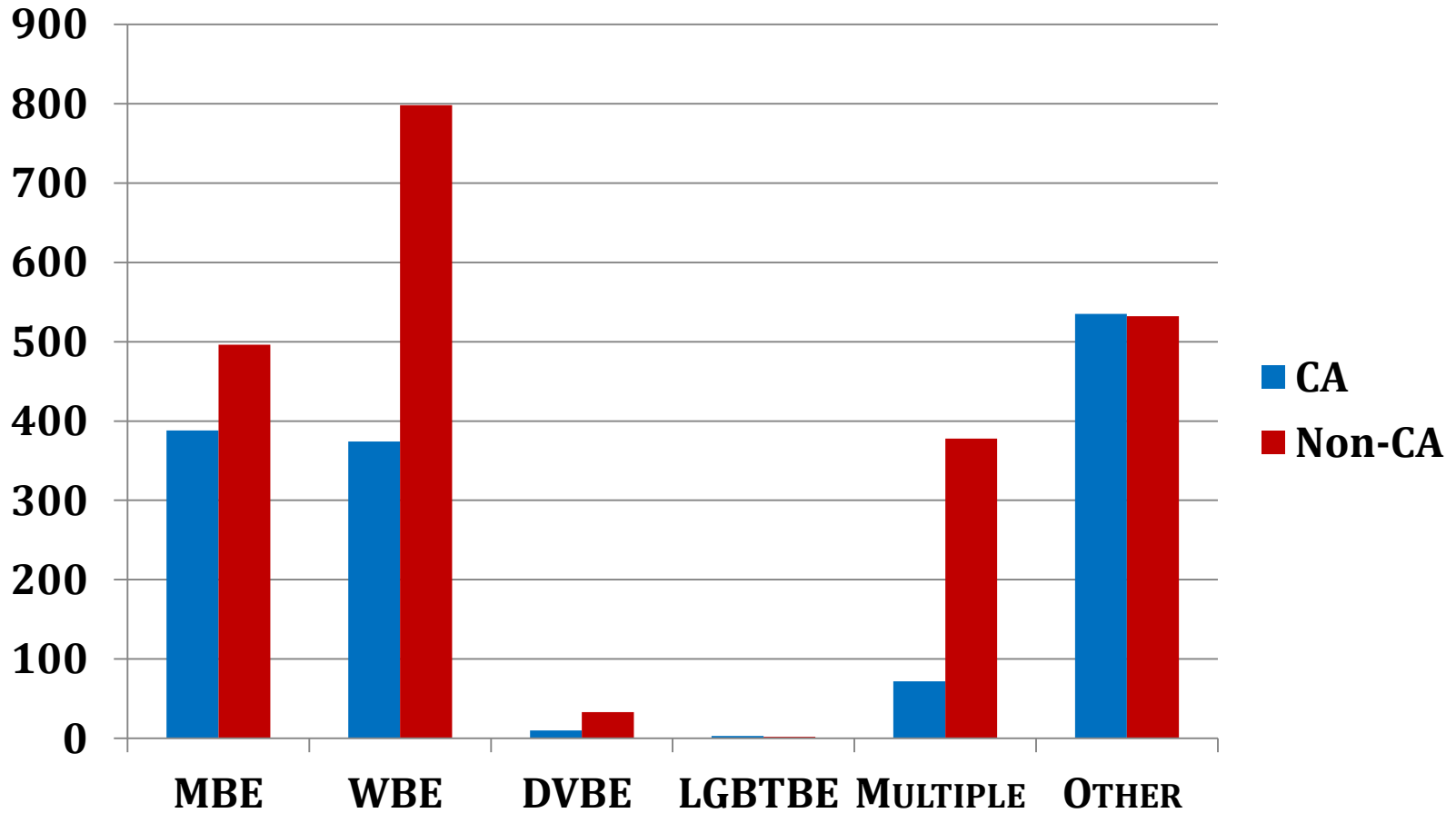
NON-CALIFORNIA

33 CONTRACTS

\$9 MILLION



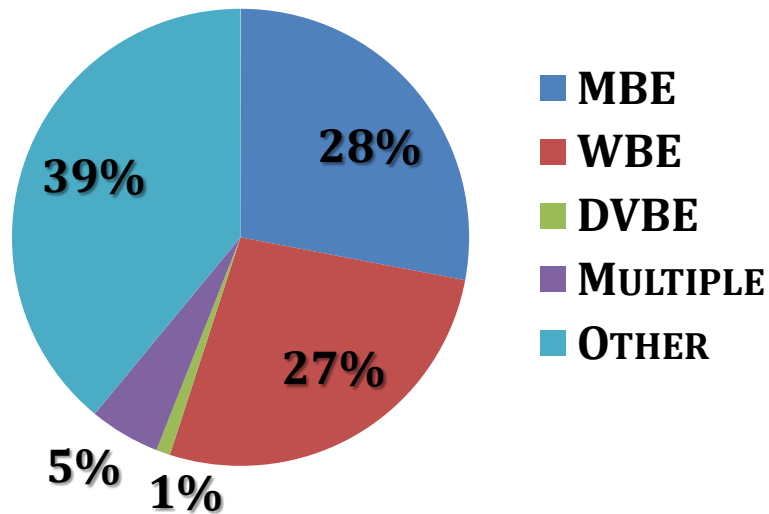
PROCUREMENT BY: TYPES OF CERTIFICATION (# OF CONTRACTS)



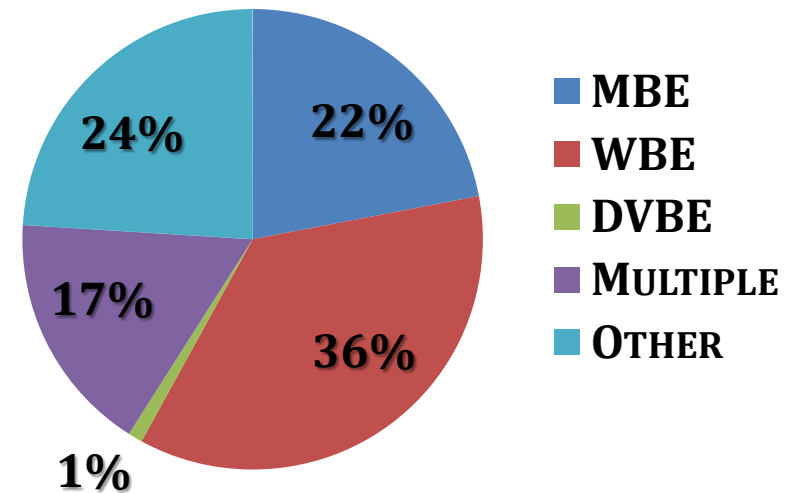


PROCUREMENT BY: TYPES OF CERTIFICATION (# OF CONTRACTS)

CALIFORNIA

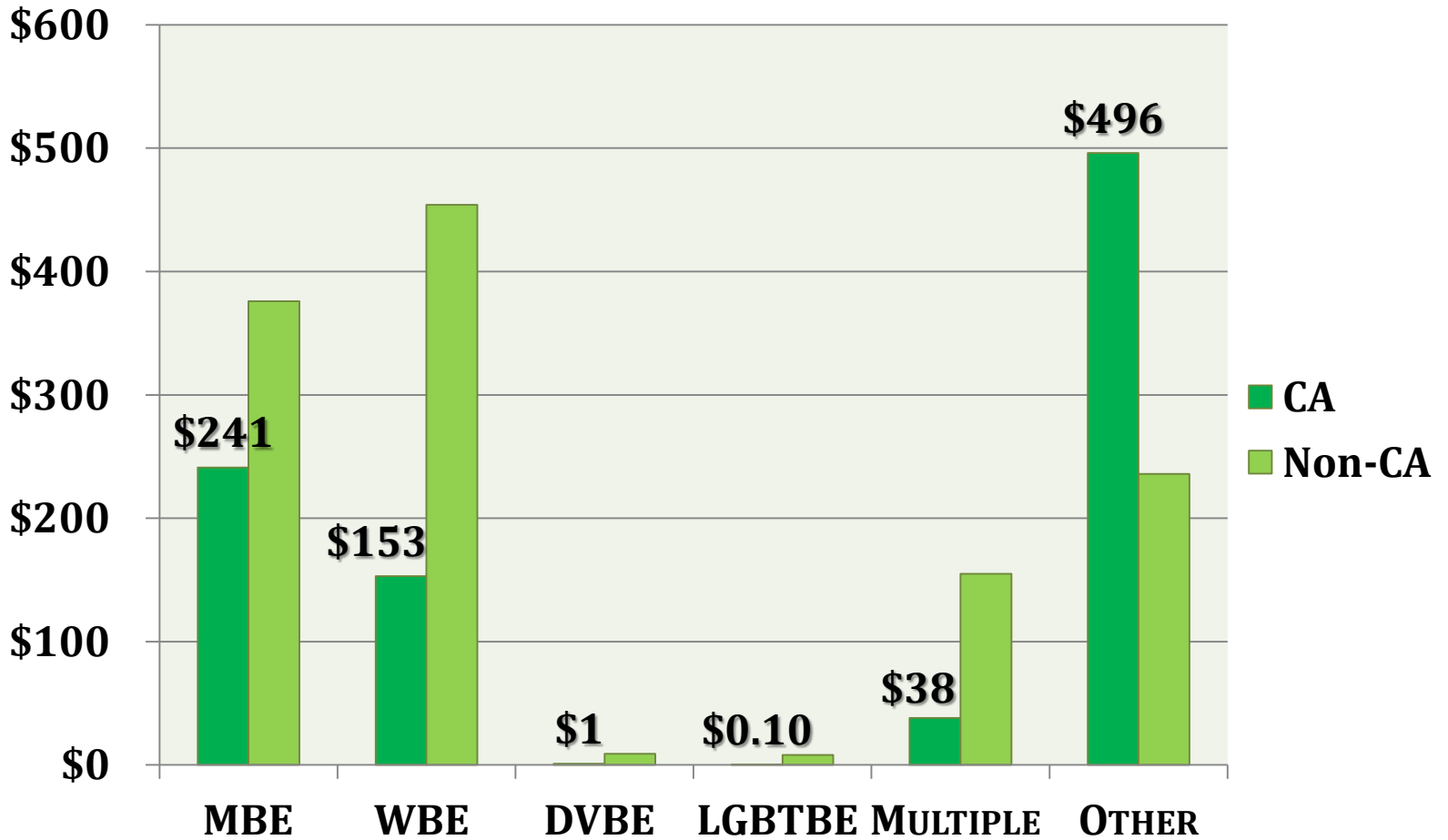


NON-CALIFORNIA





PROCUREMENT BY: TYPES OF CERTIFICATION (IN \$M)





INTERESTING FACTS

- THERE ARE **1.1 MILLION WBEs** IN CALIFORNIA
- **374 WBEs** HAD INSURANCE INDUSTRY CONTRACTS IN 2012

THIS MEANS THAT ONLY

{ .033% }

OF CALIFORNIA WBEs WORKED WITH THE
INSURANCE INDUSTRY IN 2012!



INTERESTING FACTS

IN CALIFORNIA...

APPROXIMATELY **50%** OF REPORTED
MBE & WBE CONTRACTS WERE
\$500,000 OR LESS



GOODS & SERVICES



PROCUREMENT BY: **TYPES OF GOODS & SERVICES**

*GOODS & SERVICES WITH THE **MOST** DIVERSE
CONTRACTS AND SPEND IN 2012...*

CLAIMS SERVICES
PROFESSIONAL SERVICES
INFORMATION
TECHNOLOGY



GOODS & SERVICES WITH THE MOST DIVERSE CONTRACTS AND SPEND IN 2012

CALIFORNIA	# OF CONTRACTS	DIVERSE SPEND (\$M)	% TOTAL DIVERSE SPEND
CLAIMS SERVICES	594	\$548	58%
INFORMATION TECHNOLOGY	149	\$132	14%
PROFESSIONAL SERVICES	159	\$62	6.6%



PROCUREMENT BY: TYPES OF GOODS & SERVICES

CLAIMS SERVICES BUSINESSES
RECEIVE MORE THAN **HALF** OF
CALIFORNIA DIVERSE SPEND
(**\$548 MILLION**)



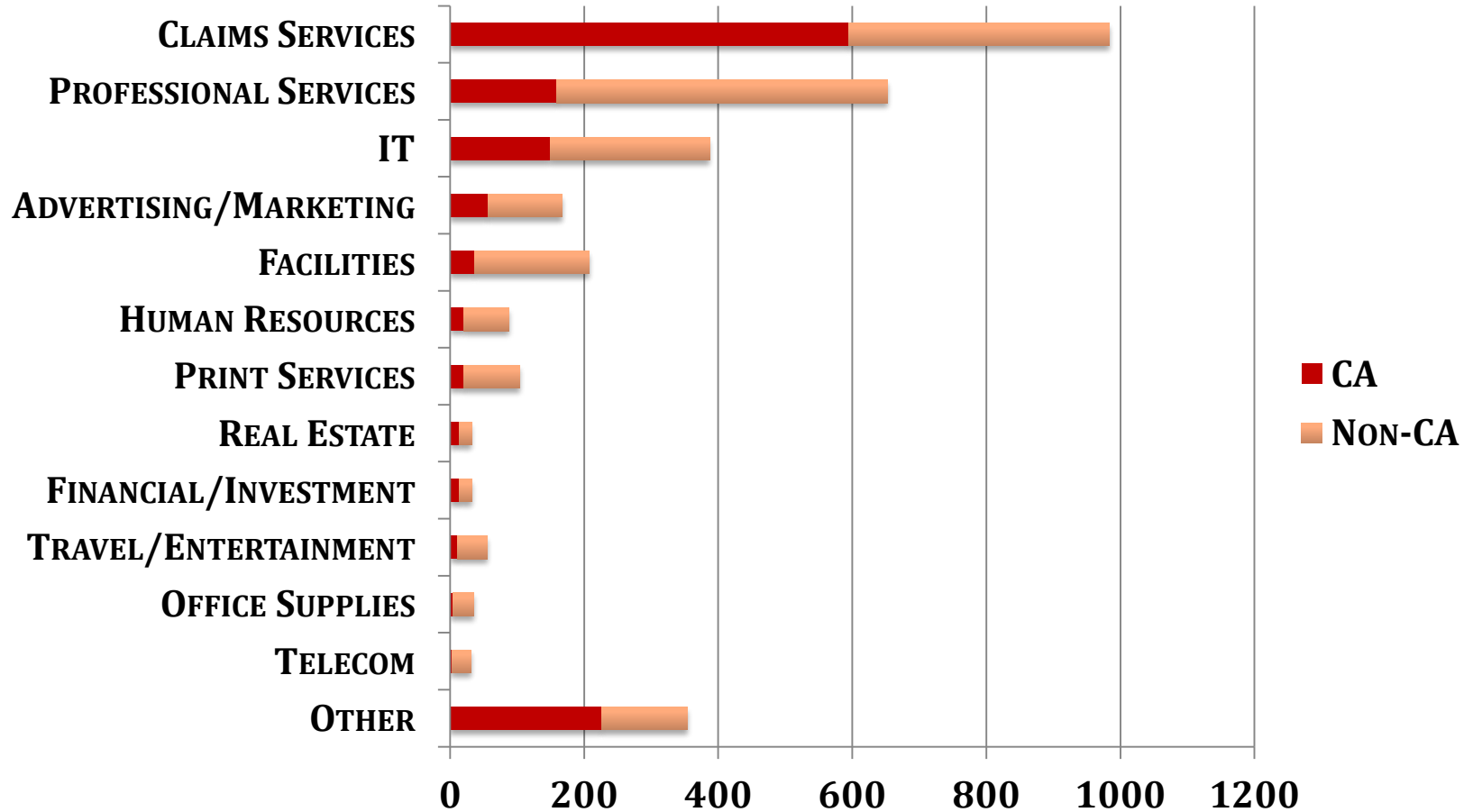
PROCUREMENT BY: **TYPES OF GOODS & SERVICES**

*GOODS & SERVICES WITH THE **LEAST** DIVERSE
CONTRACTS AND SPEND IN 2012...*

TELECOM
OFFICE SUPPLIES
TRAVEL & ENTERTAINMENT
FINANCIAL & INVESTMENT
SERVICES

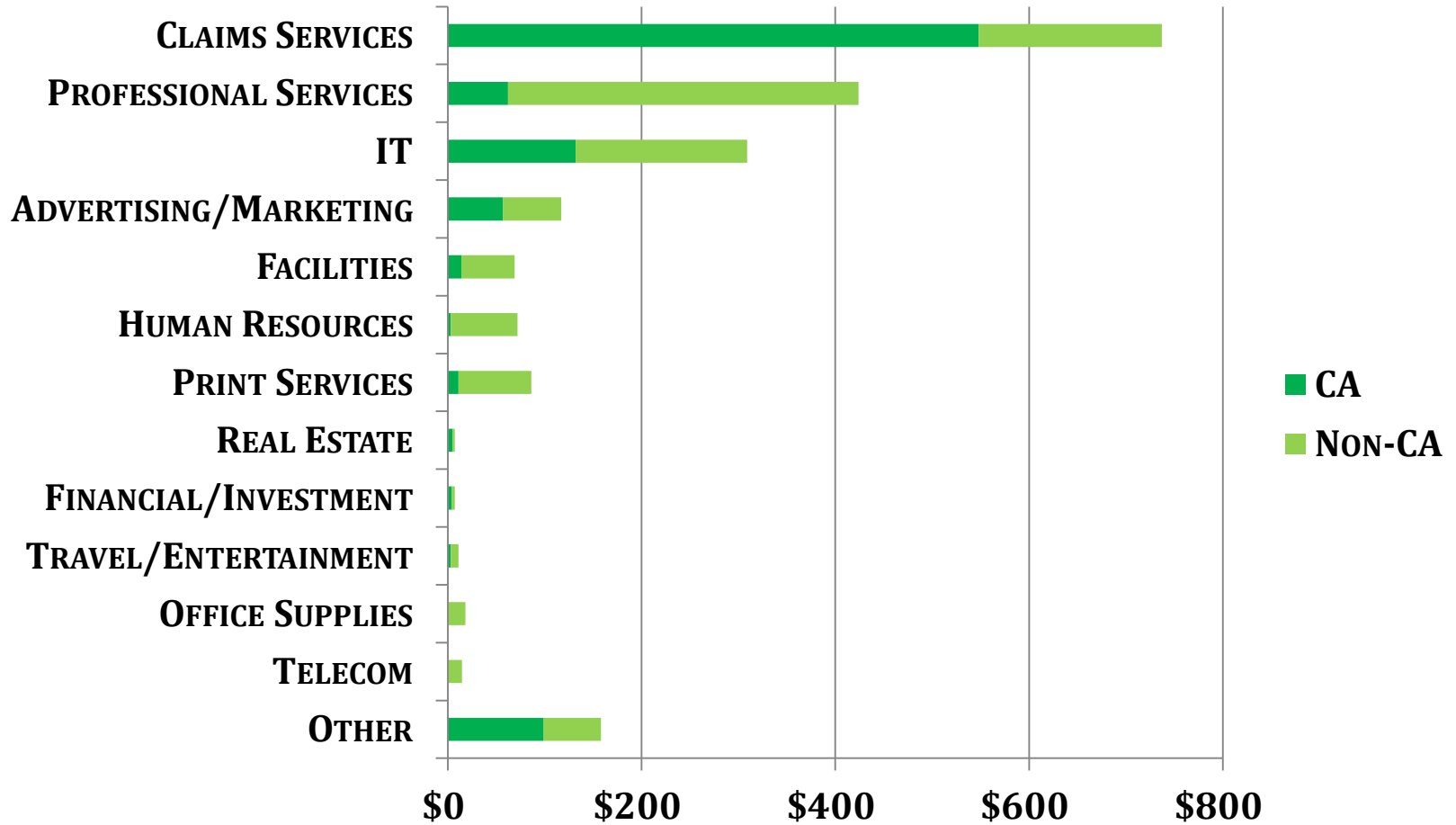


PROCUREMENT BY: TYPES OF GOODS & SERVICES (# OF CONTRACTS)





PROCUREMENT BY: TYPES OF GOODS & SERVICES (\$ OF CONTRACTS)



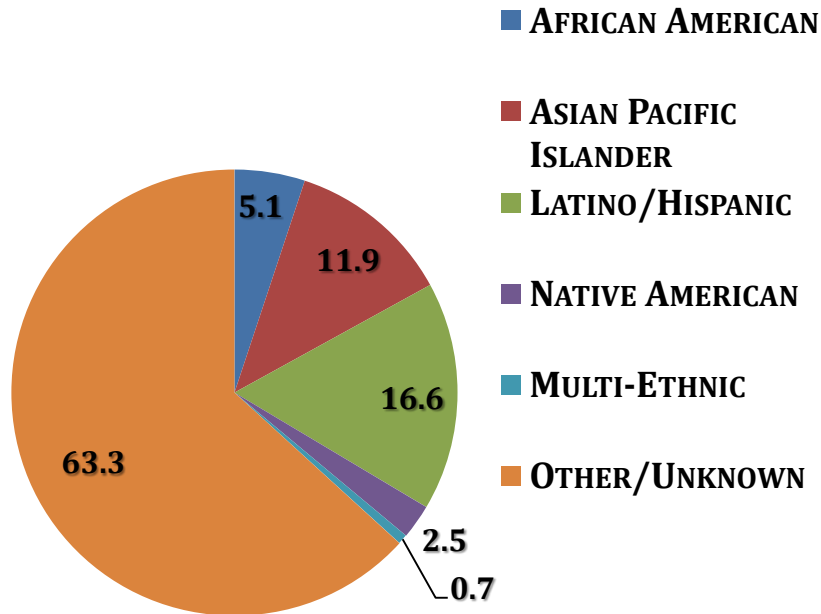


ETHNICITY

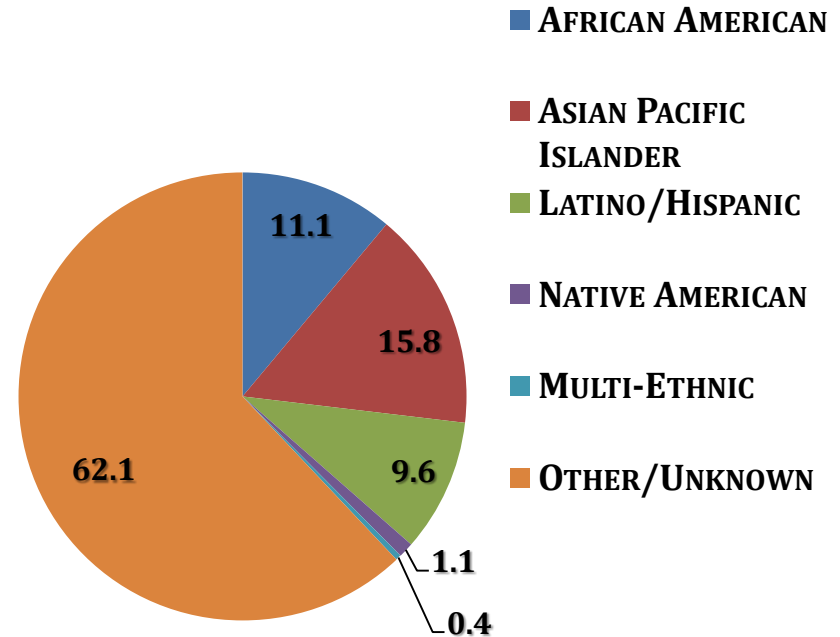


MBE ETHNICITY

CALIFORNIA



NON-CALIFORNIA





FOR MORE INFORMATION ON THE CDI INSURANCE DIVERSITY INITIATIVE...

WWW.INSURANCE.CA.GOV/
[DIVERSITY](http://WWW.INSURANCE.CA.GOV/DIVERSITY)

DIVERSITY@INSURANCE.CA.GOV