

**CALIFORNIA LIFE & ANNUITY
INSURANCE INDUSTRY**



2021

MARKET SHARE REPORT

**RATE SPECIALIST BUREAU
CALIFORNIA DEPARTMENT OF INSURANCE
JUNE 2022**

California Life and Annuity Market Share Report for Calendar Year 2021

Preface

We are releasing the "California Life and Annuity Market Share Report for Calendar Year 2021", in addition to our regular Property & Casualty Market Share Report. This report is based on data from the NAIC's Life and Accident and Health Annual Statement database, and in part, the Health Insurance Statement database.

While we were preparing the 2009 results, we noticed that the Total California Life & Annuity Premiums substantially decreased from \$68 billion to \$59 billion. The reduction was primarily due to Anthem Blue Cross Life and Health Insurance Company's data reporting. In 2009, the company started reporting its data using NAIC's Health Insurance Statement (Orange) form, which primarily focused on health insurance business. In the years before 2009, the company had been reporting data using the Life and Accident and Health Statement (Blue), which focused on life insurance business.

In the first quarter of 2009, Anthem Blue Cross Life and Health Insurance Company passed the health test set forth in the general interrogatories for several consecutive years. Moreover, since it is only licensed to transact business within the state of California, the Company determined with the California Department of Insurance that the Health Insurance Statement was the most appropriate statement to file.

For consistency in comparing historical market share data, we made the adjustment to include Anthem Blue Cross' data in the 2009 through 2021 reports.

The report consists of a historical summary page which compares California Life Insurance Business to Countrywide, along with the following exhibits:

Historical Summary Data from 1991 thru 2021, with 3 graphs:

Exhibit (1A): All 5 lines of business as displayed in the Life and Accident & Health Annual Statement:

- * Life Insurance.
- * Annuity Considerations.
- * Accident and Health.
- * Deposit Type Contract Funds.
- * Other Considerations.

Exhibits (1B), (1C), (1D), (1E) and (1F): Shows each of the above, alone.

Premium Distribution of the above 5 lines of business, for Calendar Year 2021, in Pie Chart form:

Exhibit (2A): California data.

Exhibit (2B): Countrywide data.

Listing of Insurance Group data, for all 5 lines of business:

Exhibit (3A): Sorted by Group Market Share.

Exhibit (3B): Sorted by Group Name (Alphabetical)

Listing of data for individual companies, sorted by Market Share:

Exhibit (4A): 5 lines of business.

Exhibits (4B), (4C), (4D), (4E) and (4F): Each line of business, alone.

Listing of data for individual companies, sorted by Company Name:

Exhibit (5A): All 5 lines of business as displayed above.

Exhibits (5B), (5C), (5D), (5E) and (5F): Each line of business, alone.

We hope that this report will be useful to you. If you have any questions or comments, please feel free to contact us.

Roy Chan, Chief, Rate Specialist Bureau
June 2022

1991 - 2021 Comparison of California Life Insurance Business to Countrywide

All numbers are in millions ('000,000), except the Company Counts.

Active Companies Only

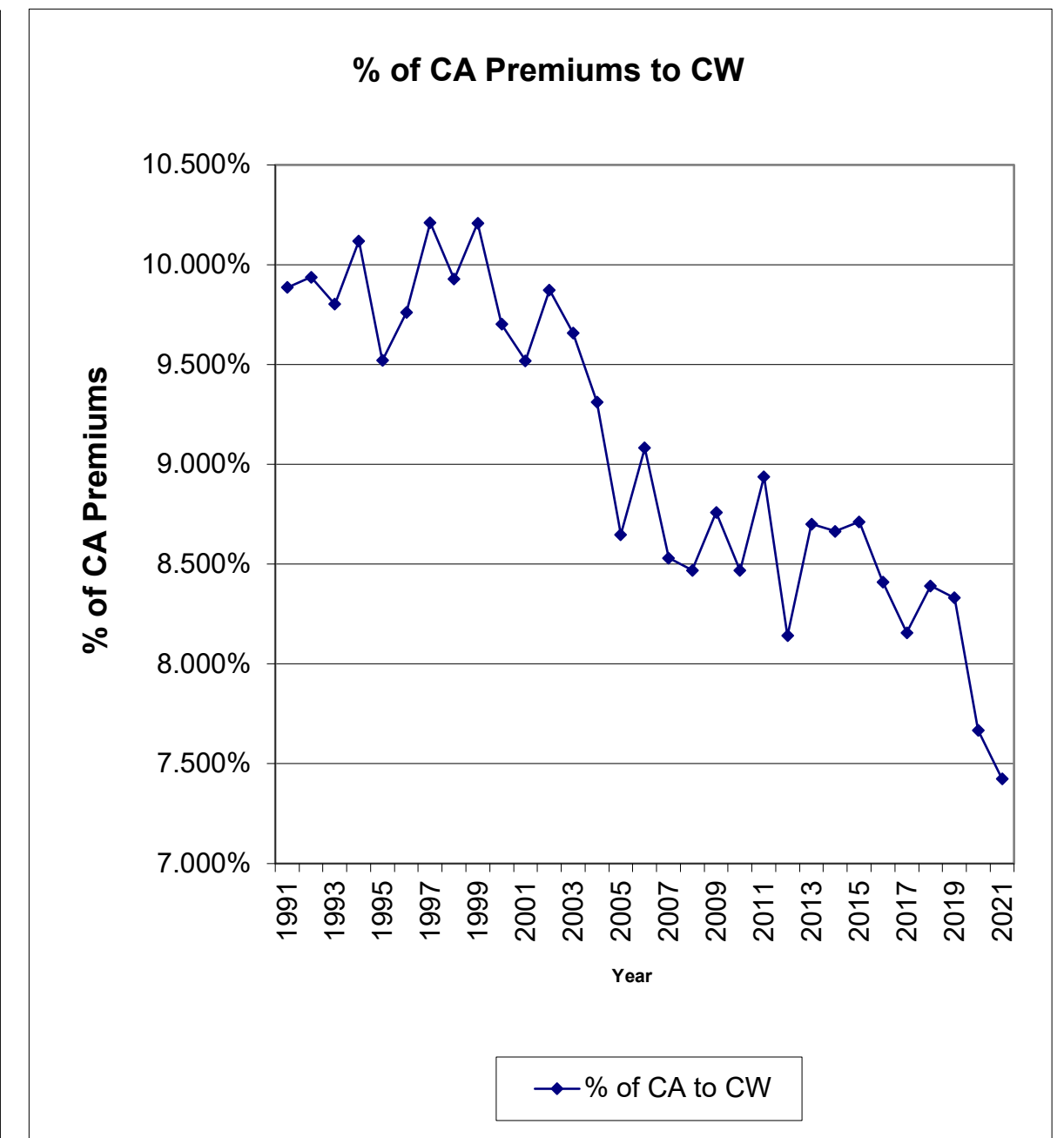
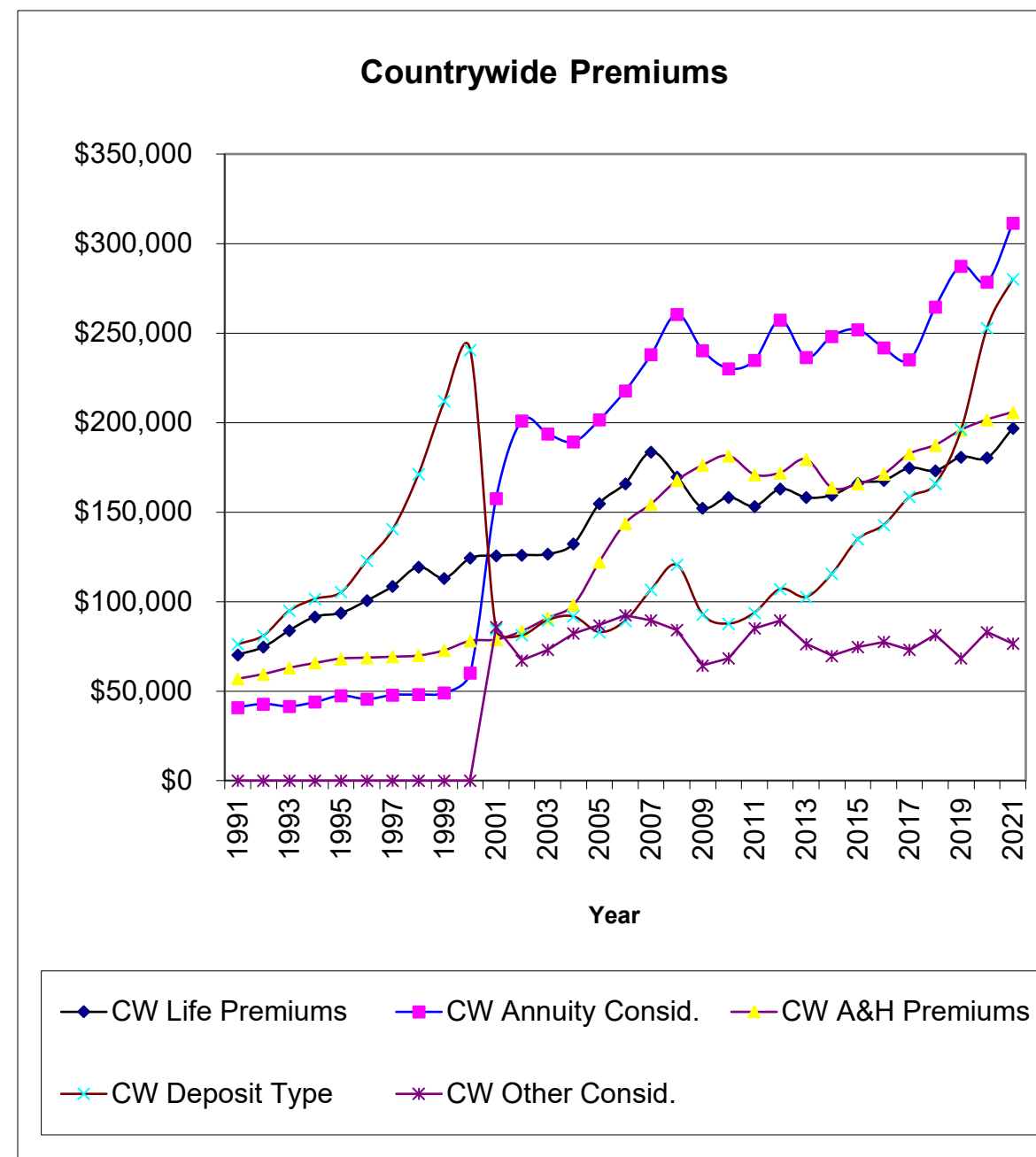
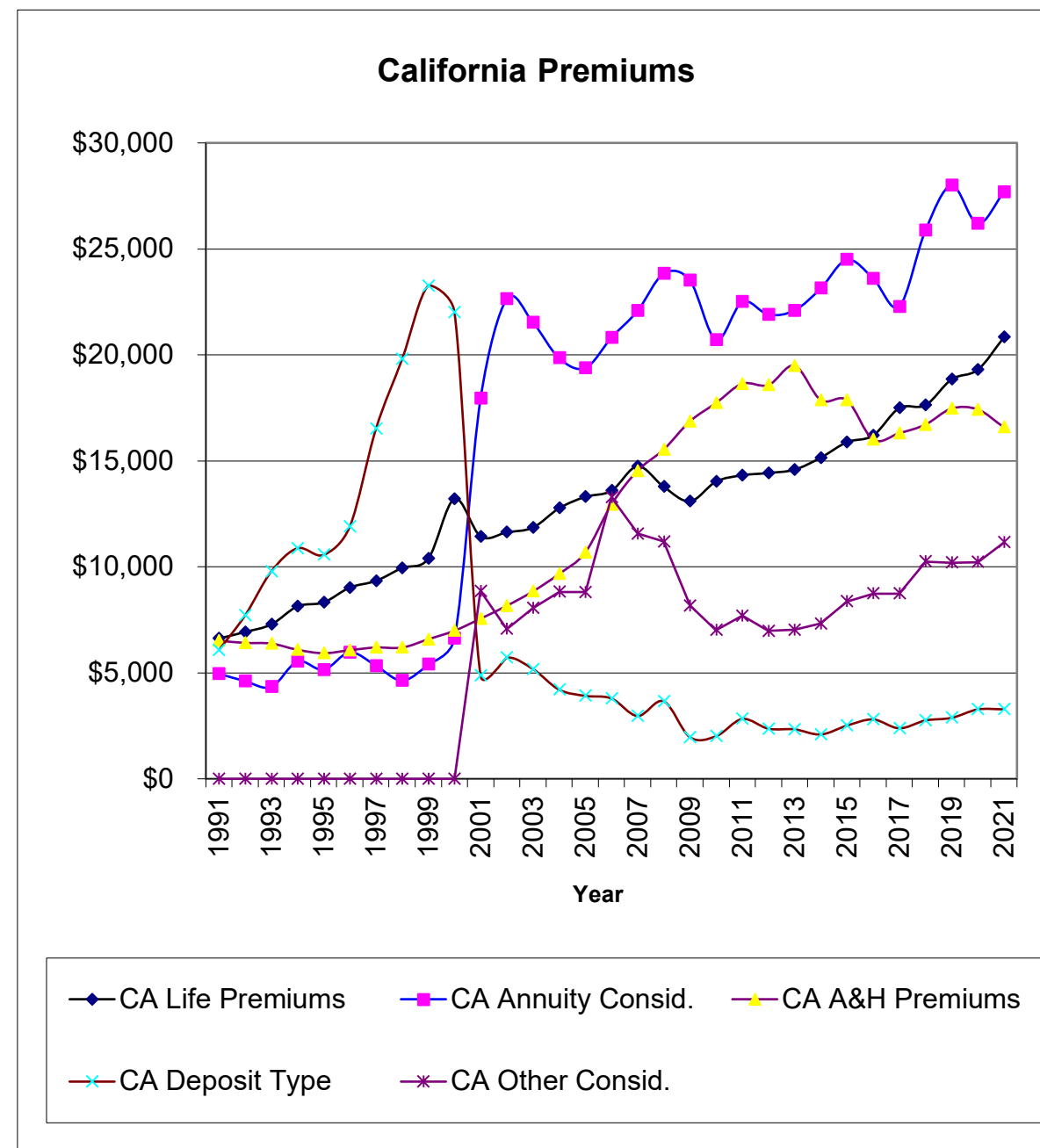
(1)	(2)	(3)	(4)	(5)	(6)	(7)	(8)	(9)	(10)	(11)	(12)	(13)	(14)	(15)
Calendar Year	Co. Count	California Life Insurance Premiums	California Annuity Consid.	California A&H Premiums	California Deposit Type Contract	California Other Consid.	Total California Premiums Sum(3)...(7)	CWC Life Insurance Premiums	CW Annuity Consid.	CW A&H Premiums	CW Deposit Type Contract	CW Other Consid.	Total CW Premiums Sum(9)...(13)	% of CA Prem. To Countrywide '(8)/(14)
1991	603	\$6,619	\$4,958	\$6,516	\$6,076	\$0	\$24,169	\$70,383	\$41,012	\$56,878	\$76,195	\$0	\$244,468	9.886%
1992	596	\$6,927	\$4,609	\$6,411	\$7,710	\$0	\$25,657	\$74,657	\$42,880	\$59,546	\$81,092	\$0	\$258,175	9.938%
1993	587	\$7,283	\$4,334	\$6,380	\$9,782	\$0	\$27,779	\$83,940	\$41,501	\$63,040	\$94,929	\$0	\$283,410	9.802%
1994	587	\$8,135	\$5,535	\$6,088	\$10,877	\$0	\$30,635	\$91,597	\$43,883	\$65,726	\$101,528	\$0	\$302,734	10.119%
1995	595	\$8,323	\$5,143	\$5,924	\$10,563	\$0	\$29,953	\$93,671	\$47,517	\$68,178	\$105,266	\$0	\$314,632	9.520%
1996	597	\$9,024	\$5,966	\$6,069	\$11,898	\$0	\$32,957	\$100,595	\$45,521	\$68,681	\$122,874	\$0	\$337,671	9.760%
1997	589	\$9,337	\$5,337	\$6,196	\$16,511	\$0	\$37,381	\$108,635	\$47,852	\$69,208	\$140,398	\$0	\$366,093	10.211%
1998	578	\$9,947	\$4,636	\$6,191	\$19,799	\$0	\$40,573	\$119,407	\$48,104	\$69,850	\$171,307	\$0	\$408,668	9.928%
1999	557	\$10,386	\$5,396	\$6,584	\$23,261	\$0	\$45,627	\$113,116	\$49,086	\$72,790	\$211,976	\$0	\$446,968	10.208%
2000	479	\$13,207	\$6,617	\$6,987	\$22,014	\$0	\$48,825	\$124,298	\$60,252	\$78,123	\$240,609	\$0	\$503,282	9.701%
2001	458	\$11,436	\$17,952	\$7,556	\$4,861	\$8,853	\$50,658	\$125,719	\$157,676	\$78,757	\$84,393	\$85,674	\$532,219	9.518%
2002	437	\$11,629	\$22,630	\$8,163	\$5,714	\$7,067	\$55,203	\$126,047	\$201,101	\$83,530	\$81,258	\$67,174	\$559,110	9.873%
2003	430	\$11,854	\$21,526	\$8,842	\$5,178	\$8,044	\$55,444	\$126,532	\$193,810	\$90,908	\$89,727	\$73,039	\$574,016	9.659%
2004	410	\$12,765	\$19,846	\$9,667	\$4,206	\$8,812	\$55,296	\$132,320	\$189,252	\$98,204	\$91,716	\$82,290	\$593,782	9.313%
2005	408	\$13,303	\$19,378	\$10,678	\$3,912	\$8,807	\$56,078	\$154,813	\$201,569	\$122,283	\$83,003	\$86,819	\$648,487	8.648%
2006	401	\$13,589	\$20,812	\$12,939	\$3,791	\$13,286	\$64,417	\$166,000	\$217,821	\$143,812	\$89,345	\$92,331	\$709,309	9.082%
2007	382	\$14,744	\$22,078	\$14,540	\$2,963	\$11,563	\$65,888	\$183,635	\$237,905	\$154,557	\$106,723	\$89,544	\$772,364	8.531%
2008	375	\$13,774	\$23,839	\$15,536	\$3,657	\$11,187	\$67,993	\$169,785	\$260,563	\$167,743	\$120,506	\$84,172	\$802,769	8.470%
2009	362	\$13,091	\$23,510	\$16,865	\$1,962	\$8,170	\$63,598	\$152,358	\$240,186	\$176,308	\$92,786	\$64,389	\$726,027	8.760%
2010	363	\$14,024	\$20,709	\$17,732	\$2,009	\$7,011	\$61,485	\$158,365	\$230,230	\$181,497	\$87,745	\$68,288	\$726,125	8.468%
2011	364	\$14,318	\$22,502	\$18,639	\$2,822	\$7,691	\$65,972	\$153,320	\$234,822	\$170,985	\$93,838	\$85,132	\$738,097	8.938%
2012	350	\$14,428	\$21,897	\$18,576	\$2,364	\$6,973	\$64,238	\$162,969	\$257,429	\$172,026	\$107,114	\$89,536	\$789,074	8.141%
2013	354	\$14,585	\$22,098	\$19,489	\$2,334	\$7,023	\$65,529	\$158,208	\$236,396	\$179,500	\$102,654	\$76,383	\$753,141	8.701%
2014	348	\$15,150	\$23,136	\$17,867	\$2,093	\$7,324	\$65,570	\$159,428	\$248,306	\$163,572	\$115,631	\$69,772	\$756,709	8.665%
2015	342	\$15,882	\$24,492	\$17,865	\$2,510	\$8,374	\$69,123	\$166,262	\$251,876	\$165,792	\$134,907	\$74,640	\$793,477	8.711%
2016	338	\$16,196	\$23,608	\$16,004	\$2,800	\$8,744	\$67,352	\$167,652	\$241,687	\$171,262	\$142,819	\$77,429	\$800,849	8.410%
2017	341	\$17,492	\$22,281	\$16,306	\$2,384	\$8,738	\$67,201	\$174,726	\$235,088	\$182,585	\$158,441	\$73,061	\$823,901	8.156%
2018	333	\$17,625	\$25,867	\$16,710	\$2,753	\$10,248	\$73,203	\$173,135	\$264,518	\$187,520	\$165,742	\$81,465	\$872,380	8.391%
2019	335	\$18,845	\$27,991	\$17,468	\$2,875	\$10,198	\$77,377	\$180,874	\$287,508	\$195,991	\$196,133	\$68,273	\$928,779	8.331%
2020	328	\$19,299	\$26,185	\$17,425	\$3,273	\$10,223	\$76,405	\$180,301	\$278,544	\$201,715	\$252,816	\$82,980	\$996,355	7.668%
2021	328	\$20,827	\$27,677	\$16,583	\$3,279	\$11,147	\$79,512	\$196,975	\$311,478	\$205,888	\$280,239	\$76,491	\$1,071,070	7.424%
Totals:		\$404,044	\$532,544	\$378,795	\$206,231	\$189,483	\$1,711,098	\$4,349,722	\$5,445,373	\$3,966,455	\$4,023,710	\$1,648,882	\$19,434,142	8.805%

Data from Schedule T

1991 - 2021 Comparison of California Life Insurance Business to Countrywide

All numbers are in millions ('000,000), except the Company Counts.

Active Companies Only

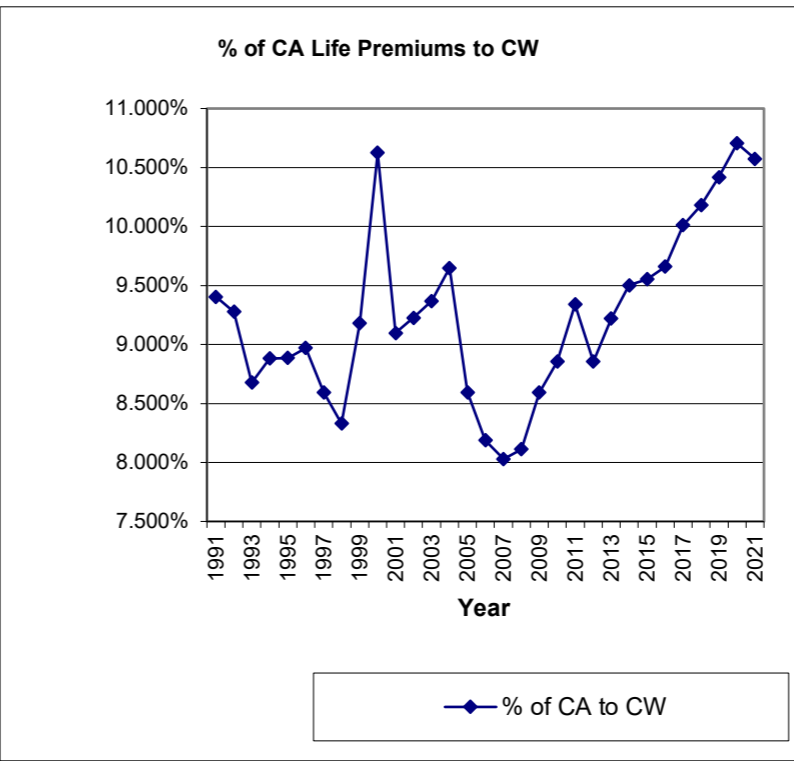
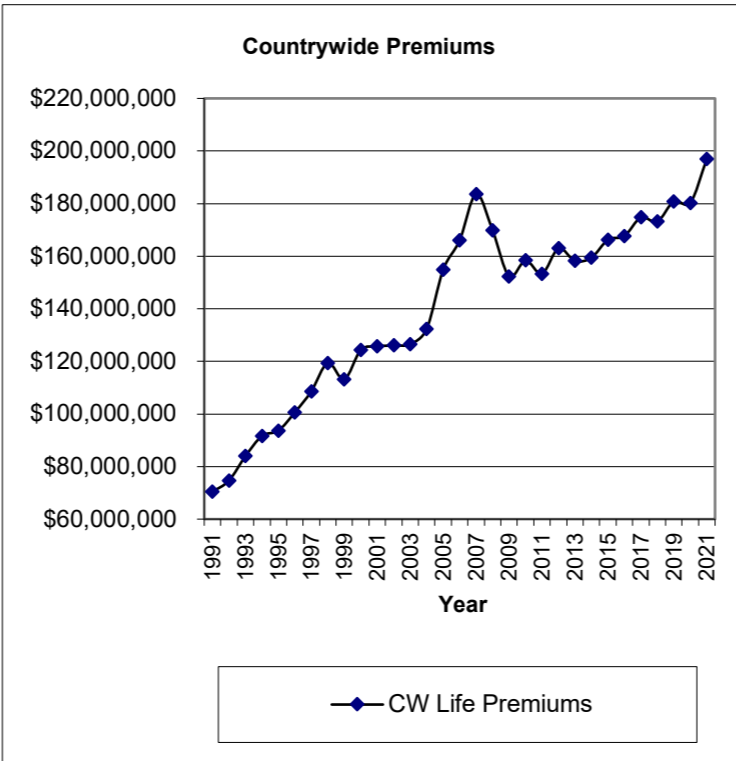
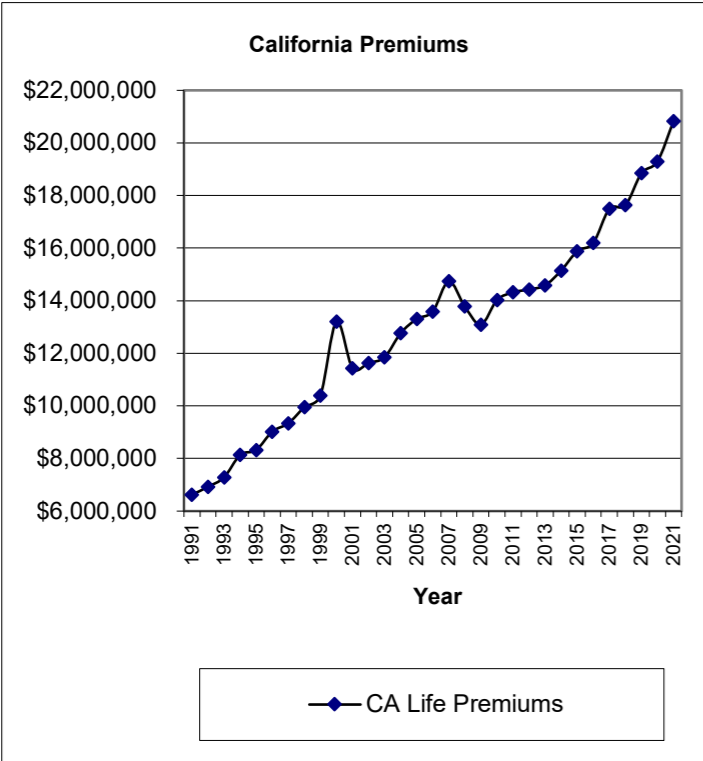


Data from Schedule T

**1991 - 2021 Comparison of California Life Insurance Premium to Countrywide
Line of Business: Life Insurance
Active Companies Only**

All numbers are in thousands ('000), except the Company Count.

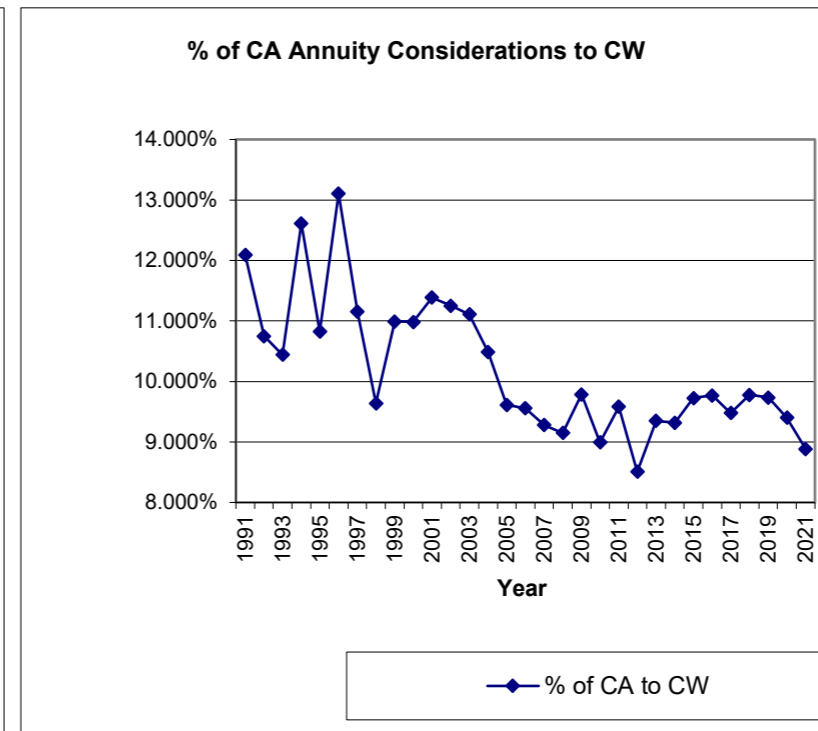
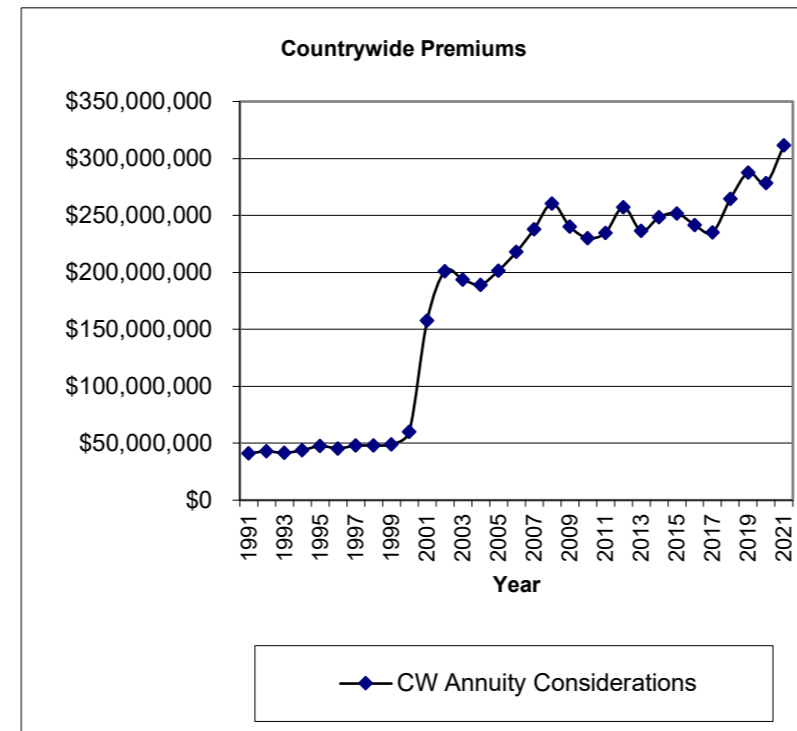
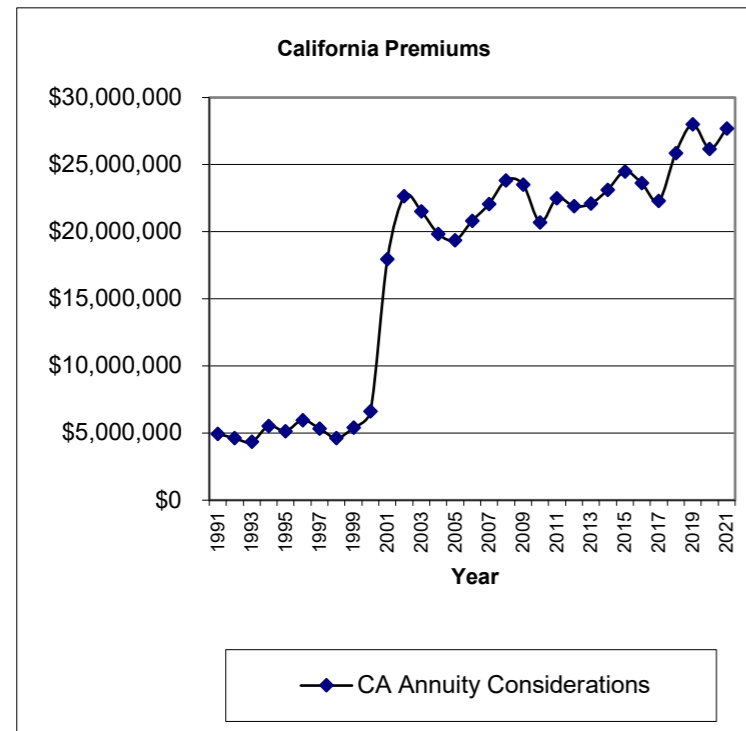
(1) Calendar Year	(2) Company Count	(3) California Life Insurance Premiums, Only	(4) Total California Life, Annuity, A&H, Deposit and Other Premiums:	(5) Percentage of Life Insurance To All Premiums '(3) / (4)	(6) Countrywide Life Insurance Premiums, Only	(7) Total Countrywide Life, Annuity, A&H, Deposit and Other Premiums:	(8) Percentage of Life Insurance To All Premiums '(6) / (7)	(9) % of CA Life Premiums To Countrywide '(3) / (6)
1991	n/a	\$6,619,223	\$24,168,801	27.387%	\$70,382,551	\$244,467,621	28.790%	9.405%
1992	n/a	\$6,926,751	\$25,655,760	26.999%	\$74,657,242	\$258,175,773	28.917%	9.278%
1993	n/a	\$7,283,207	\$27,779,568	26.218%	\$83,939,706	\$283,410,074	29.618%	8.677%
1994	n/a	\$8,135,354	\$30,634,921	26.556%	\$91,597,417	\$302,734,231	30.257%	8.882%
1995	n/a	\$8,322,925	\$29,953,248	27.786%	\$93,670,905	\$314,631,397	29.772%	8.885%
1996	n/a	\$9,023,777	\$32,956,278	27.381%	\$100,594,587	\$337,669,981	29.791%	8.970%
1997	n/a	\$9,337,245	\$37,380,563	24.979%	\$108,634,624	\$366,092,994	29.674%	8.595%
1998	n/a	\$9,946,636	\$40,572,419	24.516%	\$119,407,013	\$408,667,853	29.219%	8.330%
1999	n/a	\$10,385,858	\$45,626,162	22.763%	\$113,116,285	\$446,967,910	25.307%	9.182%
2000	434	\$13,206,515	\$48,825,172	27.049%	\$124,297,814	\$503,282,189	24.697%	10.625%
2001	422	\$11,435,746	\$50,658,217	22.574%	\$125,719,235	\$532,219,216	23.622%	9.096%
2002	406	\$11,628,929	\$55,203,426	21.066%	\$126,047,426	\$559,111,230	22.544%	9.226%
2003	394	\$11,853,886	\$55,443,042	21.380%	\$126,531,945	\$574,016,943	22.043%	9.368%
2004	384	\$12,766,591	\$55,296,765	23.087%	\$132,319,628	\$593,781,994	22.284%	9.648%
2005	381	\$13,304,584	\$56,077,766	23.725%	\$154,812,615	\$648,486,716	23.873%	8.594%
2006	377	\$13,589,913	\$64,416,886	21.097%	\$165,999,593	\$709,308,675	23.403%	8.187%
2007	357	\$14,743,664	\$65,887,288	22.377%	\$183,634,524	\$772,364,076	23.776%	8.029%
2008	353	\$13,774,328	\$67,994,244	20.258%	\$169,785,214	\$802,769,706	21.150%	8.113%
2009	337	\$13,090,926	\$63,596,960	20.584%	\$152,357,764	\$726,027,748	20.985%	8.592%
2010	341	\$14,023,703	\$61,483,904	22.809%	\$158,365,196	\$726,126,297	21.810%	8.855%
2011	340	\$14,317,724	\$65,972,240	21.703%	\$153,319,685	\$738,096,923	20.772%	9.338%
2012	324	\$14,428,548	\$64,239,063	22.461%	\$162,969,085	\$789,073,598	20.653%	8.854%
2013	328	\$14,585,306	\$65,528,366	22.258%	\$158,208,416	\$753,141,548	21.006%	9.219%
2014	320	\$15,149,988	\$65,569,292	23.105%	\$159,427,511	\$756,708,546	21.069%	9.503%
2015	317	\$15,882,279	\$69,122,878	22.977%	\$166,262,492	\$793,477,884	20.954%	9.553%
2016	315	\$16,196,461	\$67,352,238	24.047%	\$167,651,744	\$800,848,650	20.934%	9.661%
2017	318	\$17,492,337	\$67,201,989	26.029%	\$174,726,470	\$823,901,347	21.207%	10.011%
2018	310	\$17,625,145	\$73,203,319	24.077%	\$173,134,590	\$872,379,495	19.846%	10.180%
2019	313	\$18,844,929	\$77,377,668	24.354%	\$180,874,460	\$928,779,952	19.474%	10.419%
2020	307	\$19,299,198	\$76,405,088	25.259%	\$180,301,210	\$996,355,655	18.096%	10.704%
2021	307	\$20,826,510	\$79,512,038	26.193%	\$196,974,666	\$1,071,070,385	18.390%	10.573%
Totals:		\$404,048,186	\$1,711,095,568	23.613%	\$4,349,721,613	\$19,434,146,607	22.382%	9.289%



**1991 - 2021 Comparison of California Life Insurance Premium to Countrywide
Line of Business: Annuity Considerations
Active Companies Only**

All numbers are in thousands ('000), except the Company Count.

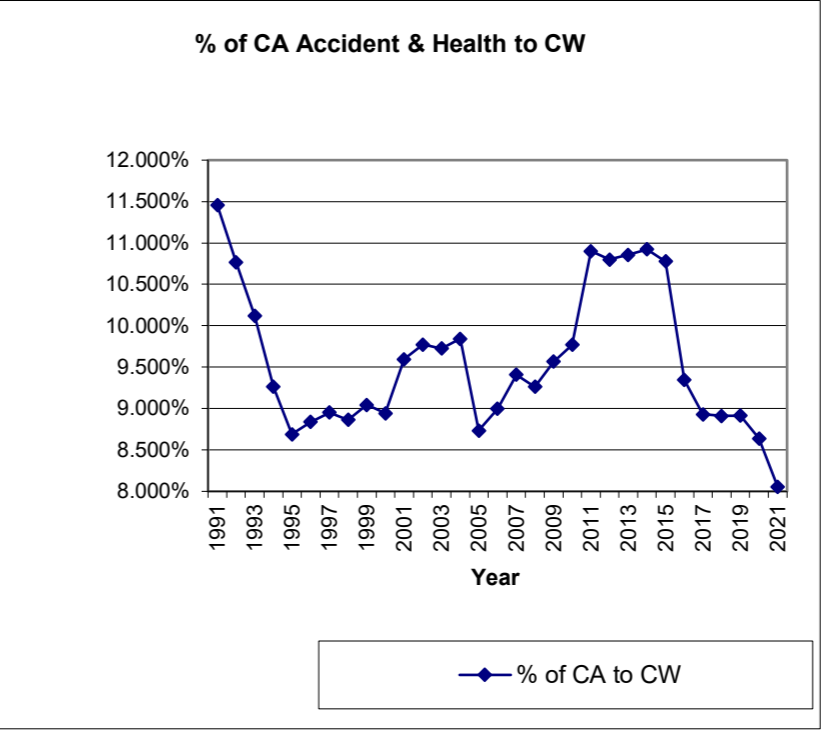
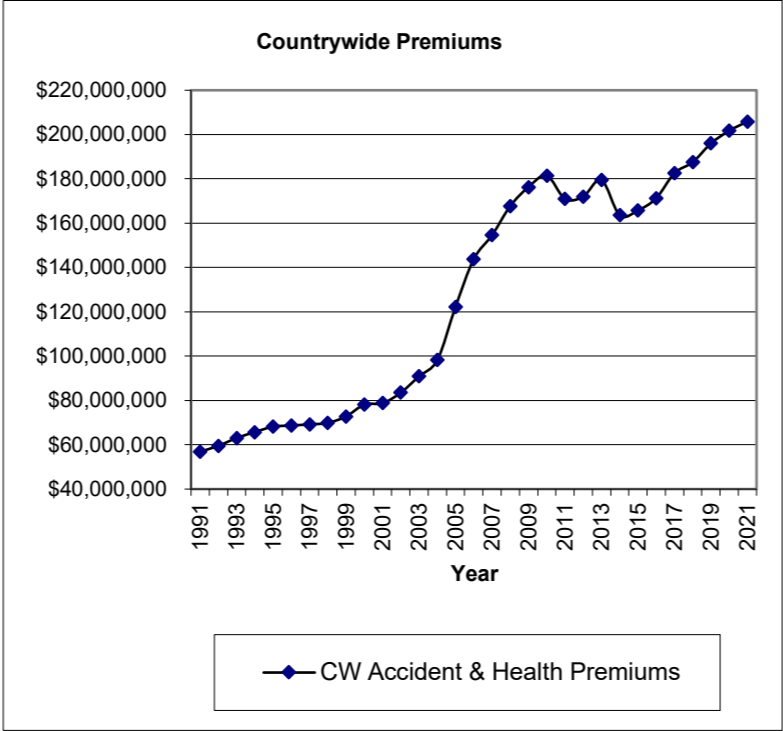
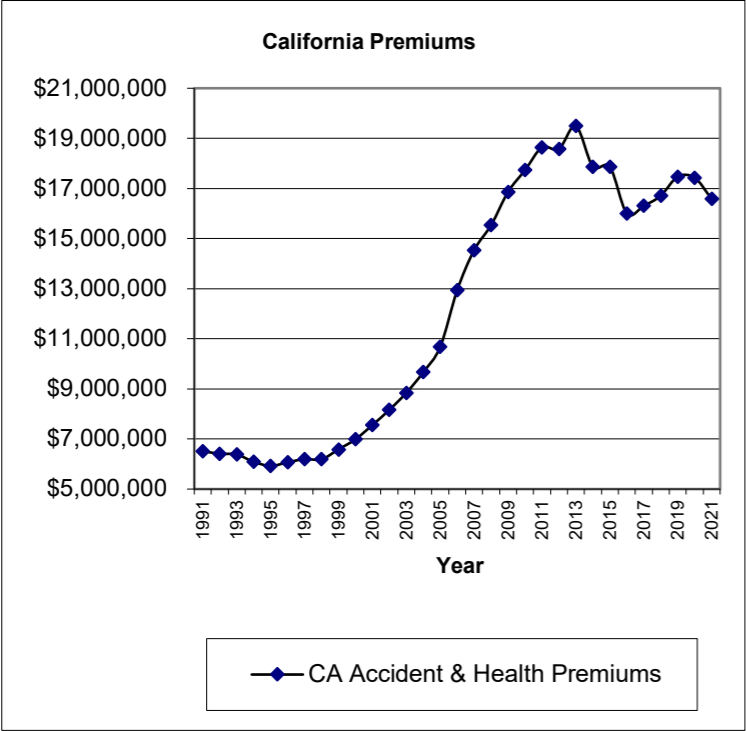
(1) Calendar Year	(2) Company Count	(3) California Annuity Considerations Premiums, Only	(4) Total California Premiums: Life, Annuity, A&H, Deposit and Other	(5) Percentage of Annuity Consid. To All Premiums '(3) / (4)	(6) Countrywide Annuity Considerations Premiums, Only	(7) Total Countrywide Premiums: Life, Annuity, A&H, Deposit and Other	(8) Percentage of Annuity Consid. To All Premiums '(6) / (7)	(9) % of CA Ann. Consid. To Countrywide '(3) / (6)
1991	n/a	\$4,957,723	\$24,168,801	20.513%	\$41,012,326	\$244,467,621	16.776%	12.088%
1992	n/a	\$4,608,859	\$25,655,760	17.964%	\$42,880,177	\$258,175,773	16.609%	10.748%
1993	n/a	\$4,333,663	\$27,779,568	15.600%	\$41,501,477	\$283,410,074	14.644%	10.442%
1994	n/a	\$5,535,159	\$30,634,921	18.068%	\$43,882,669	\$302,734,231	14.495%	12.614%
1995	n/a	\$5,142,969	\$29,953,248	17.170%	\$47,516,874	\$314,631,397	15.102%	10.823%
1996	n/a	\$5,965,864	\$32,956,278	18.102%	\$45,520,605	\$337,669,981	13.481%	13.106%
1997	n/a	\$5,336,783	\$37,380,563	14.277%	\$47,852,391	\$366,092,994	13.071%	11.153%
1998	n/a	\$4,635,838	\$40,572,419	11.426%	\$48,103,667	\$408,667,853	11.771%	9.637%
1999	n/a	\$5,395,608	\$45,626,162	11.826%	\$49,085,622	\$446,967,910	10.982%	10.992%
2000	288	\$6,617,214	\$48,825,172	13.553%	\$60,251,974	\$503,282,189	11.972%	10.983%
2001	305	\$17,951,906	\$50,658,217	35.437%	\$157,675,508	\$532,219,216	29.626%	11.385%
2002	296	\$22,630,021	\$55,203,426	40.994%	\$201,101,331	\$559,111,230	35.968%	11.253%
2003	291	\$21,525,595	\$55,443,042	38.825%	\$193,810,008	\$574,016,943	33.764%	11.107%
2004	279	\$19,845,896	\$55,296,765	35.890%	\$189,252,278	\$593,781,994	31.872%	10.486%
2005	275	\$19,377,847	\$56,077,766	34.555%	\$201,568,860	\$648,486,716	31.083%	9.614%
2006	267	\$20,812,196	\$64,416,886	32.309%	\$217,821,118	\$709,308,675	30.709%	9.555%
2007	254	\$22,077,944	\$65,887,288	33.509%	\$237,905,308	\$772,364,076	30.802%	9.280%
2008	245	\$23,839,292	\$67,994,244	35.061%	\$260,562,969	\$802,769,706	32.458%	9.149%
2009	238	\$23,509,505	\$63,596,960	36.966%	\$240,186,467	\$726,027,748	33.082%	9.788%
2010	235	\$20,708,515	\$61,483,904	33.681%	\$230,230,378	\$726,126,297	31.707%	8.995%
2011	233	\$22,502,016	\$65,972,240	34.108%	\$234,822,010	\$738,096,923	31.815%	9.583%
2012	219	\$21,897,295	\$64,239,063	34.087%	\$257,429,382	\$789,073,598	32.624%	8.506%
2013	227	\$22,097,634	\$65,528,366	33.722%	\$236,396,095	\$753,141,548	31.388%	9.348%
2014	216	\$23,135,820	\$65,569,292	35.285%	\$248,306,431	\$756,708,546	32.814%	9.317%
2015	216	\$24,492,509	\$69,122,878	35.433%	\$251,875,995	\$793,477,884	31.743%	9.724%
2016	210	\$23,608,210	\$67,352,238	35.052%	\$241,687,134	\$800,848,650	30.179%	9.768%
2017	217	\$22,281,213	\$67,201,989	33.156%	\$235,087,602	\$823,901,347	28.533%	9.478%
2018	209	\$25,867,597	\$73,203,319	35.337%	\$264,517,735	\$872,379,495	30.321%	9.779%
2019	207	\$27,990,967	\$77,377,668	36.174%	\$287,508,045	\$928,779,952	30.955%	9.736%
2020	205	\$26,184,615	\$76,405,088	34.271%	\$278,543,715	\$996,355,655	27.956%	9.401%
2021	200	\$27,676,888	\$79,512,038	34.808%	\$311,477,871	\$1,071,070,385	29.081%	8.886%
Totals:		\$532,543,161	\$1,711,095,568	31.123%	\$5,445,374,022	\$19,434,146,607	28.020%	9.780%



**1991 - 2021 Comparison of California Life Insurance Premium to Countrywide
Line of Business: Accident and Health Premiums
Active Companies Only**

All numbers are in thousands ('000), except the Company Count.

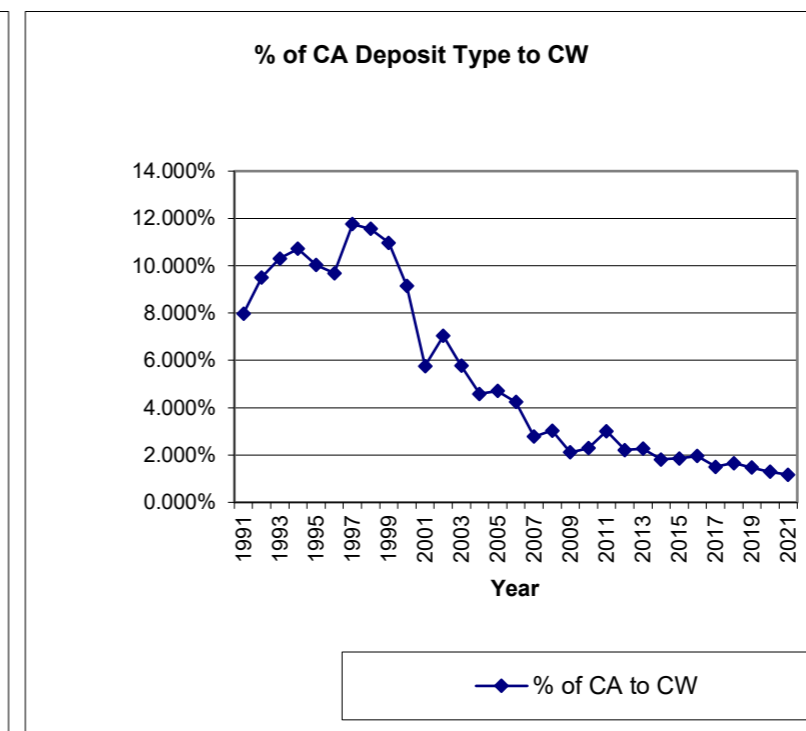
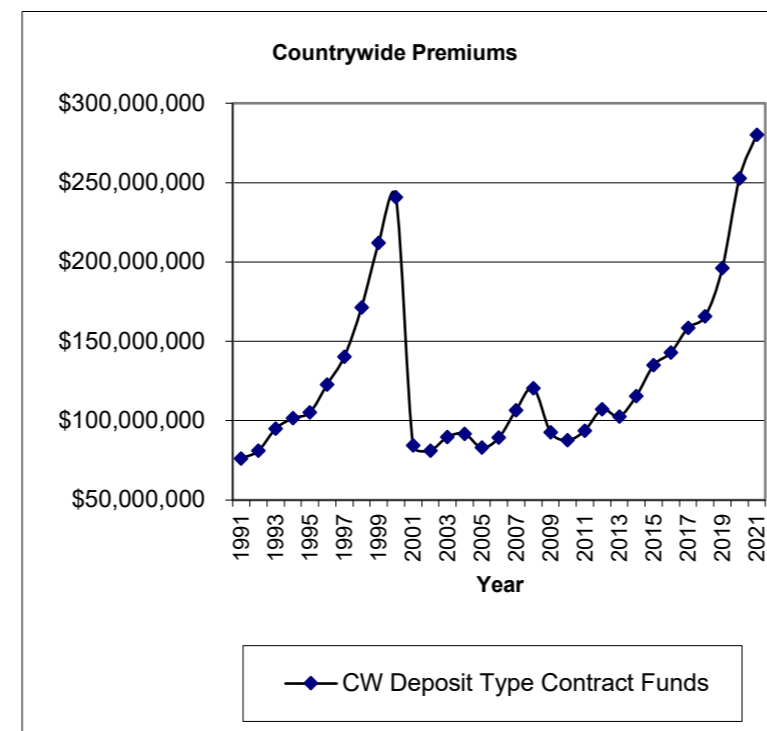
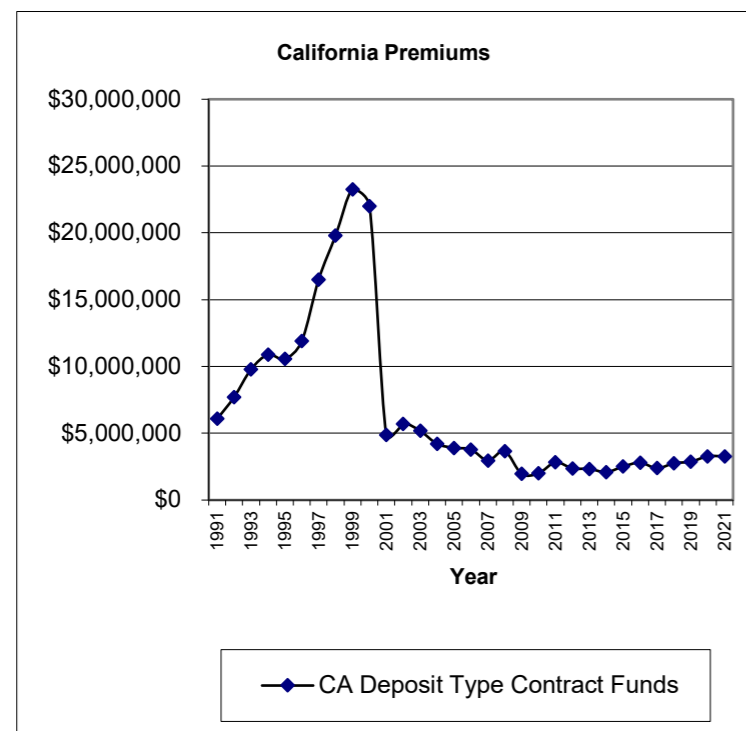
(1) Calendar Year	(2) Company Count	(3) California Accident & Health Premiums Only	(4) Total California Premiums: Life, Annuity, A&H, Deposit and Other	(5) Percentage of Acc. & Health To All Premiums '(3) / (4)	(6) Countrywide Accident & Health Premiums Only	(7) Total Countrywide Premiums: Life, Annuity, A&H, Deposit and Other	(8) Percentage of Acc. & Health To All Premiums '(6) / (7)	(9) '% of CA Acc. & Health To Countrywide '(3) / (6)
1991	n/a	\$6,515,856	\$24,168,801	26.960%	\$56,878,030	\$244,467,621	23.266%	11.456%
1992	n/a	\$6,410,571	\$25,655,760	24.987%	\$59,545,885	\$258,175,773	23.064%	10.766%
1993	n/a	\$6,380,329	\$27,779,568	22.968%	\$63,039,760	\$283,410,074	22.243%	10.121%
1994	n/a	\$6,087,823	\$30,634,921	19.872%	\$65,725,692	\$302,734,231	21.711%	9.262%
1995	n/a	\$5,923,991	\$29,953,248	19.777%	\$68,178,079	\$314,631,397	21.669%	8.689%
1996	n/a	\$6,068,849	\$32,956,278	18.415%	\$68,681,035	\$337,669,981	20.340%	8.836%
1997	n/a	\$6,195,695	\$37,380,563	16.575%	\$69,207,550	\$366,092,994	18.904%	8.952%
1998	n/a	\$6,190,887	\$40,572,419	15.259%	\$69,849,782	\$408,667,853	17.092%	8.863%
1999	n/a	\$6,583,954	\$45,626,162	14.430%	\$72,790,497	\$446,967,910	16.285%	9.045%
2000	345	\$6,987,102	\$48,825,172	14.310%	\$78,122,950	\$503,282,189	15.523%	8.944%
2001	339	\$7,556,145	\$50,658,217	14.916%	\$78,756,982	\$532,219,216	14.798%	9.594%
2002	324	\$8,162,937	\$55,203,426	14.787%	\$83,530,195	\$559,111,230	14.940%	9.772%
2003	314	\$8,841,707	\$55,443,042	15.947%	\$90,908,487	\$574,016,943	15.837%	9.726%
2004	303	\$9,666,656	\$55,296,765	17.481%	\$98,204,190	\$593,781,994	16.539%	9.843%
2005	298	\$10,678,448	\$56,077,766	19.042%	\$122,282,599	\$648,486,716	18.857%	8.733%
2006	295	\$12,939,297	\$64,416,886	20.087%	\$143,811,862	\$709,308,675	20.275%	8.997%
2007	282	\$14,539,691	\$65,887,288	22.068%	\$154,557,024	\$772,364,076	20.011%	9.407%
2008	270	\$15,537,044	\$67,994,244	22.851%	\$167,743,412	\$802,769,706	20.896%	9.262%
2009	267	\$16,865,005	\$63,596,960	26.519%	\$176,308,026	\$726,027,748	24.284%	9.566%
2010	273	\$17,732,247	\$61,483,904	28.840%	\$181,496,924	\$726,126,297	24.995%	9.770%
2011	269	\$18,639,442	\$65,972,240	28.253%	\$170,985,468	\$738,096,923	23.166%	10.901%
2012	261	\$18,576,433	\$64,239,063	28.918%	\$172,025,643	\$789,073,598	21.801%	10.799%
2013	262	\$19,488,731	\$65,528,366	29.741%	\$179,500,146	\$753,141,548	23.834%	10.857%
2014	256	\$17,866,978	\$65,569,292	27.249%	\$163,572,102	\$756,708,546	21.616%	10.923%
2015	246	\$17,864,755	\$69,122,878	25.845%	\$165,792,283	\$793,477,884	20.894%	10.775%
2016	248	\$16,004,009	\$67,352,238	23.762%	\$171,262,020	\$800,848,650	21.385%	9.345%
2017	247	\$16,306,166	\$67,201,989	24.264%	\$182,584,586	\$823,901,347	22.161%	8.931%
2018	246	\$16,710,273	\$73,203,319	22.827%	\$187,520,161	\$872,379,495	21.495%	8.911%
2019	249	\$17,468,449	\$77,377,668	22.576%	\$195,990,894	\$928,779,952	21.102%	8.913%
2020	240	\$17,425,764	\$76,405,088	22.807%	\$201,714,642	\$996,355,655	20.245%	8.639%
2021	239	\$16,582,516	\$79,512,038	20.855%	\$205,887,882	\$1,071,070,385	19.223%	8.054%
Totals:		\$378,797,750	\$1,711,095,568	22.138%	\$3,966,454,788	\$19,434,146,607	20.410%	9.550%



1991 - 2021 Comparison of California Life Insurance Premium to Countrywide
Line of Business: Deposit Type Contracts
Active Companies Only

All numbers are in thousands ('000), except the Company Count.

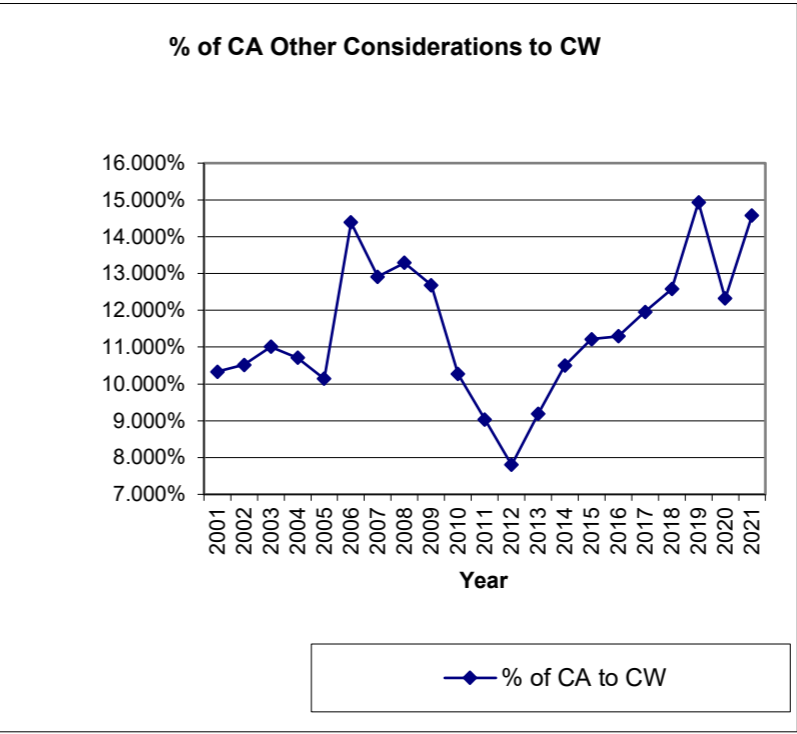
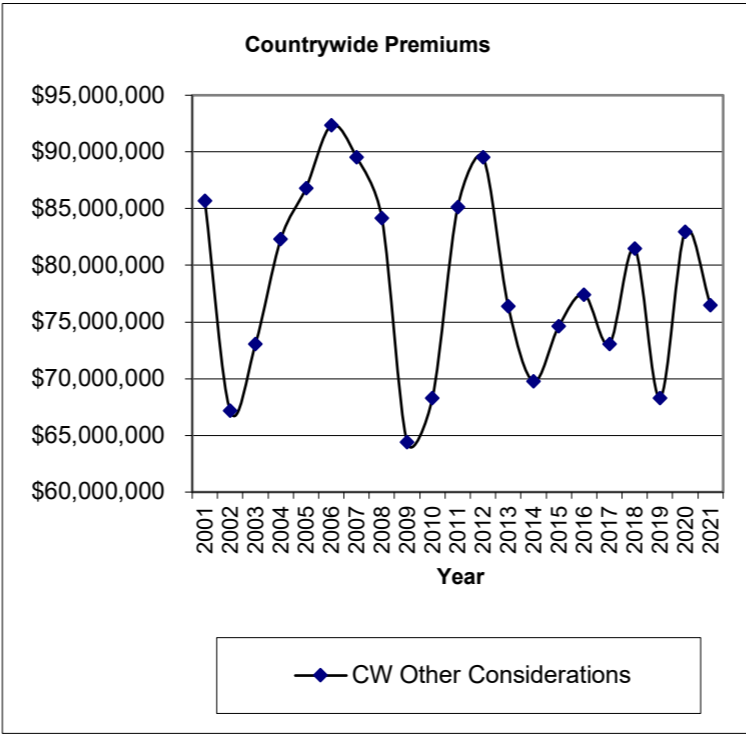
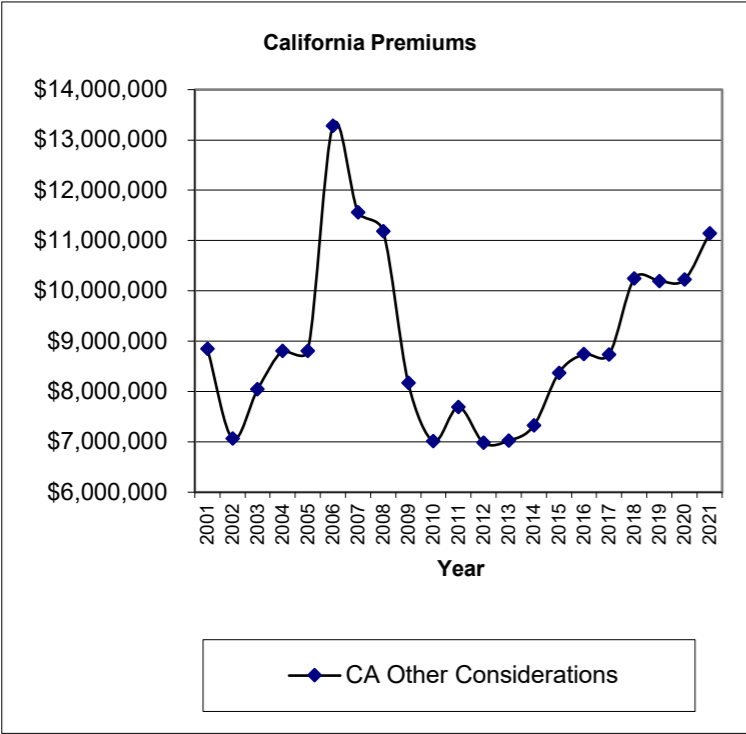
(1) Calendar Year	(2) Company Count	(3) California Deposit Type Contracts Only	(4) Total California Premiums: Life, Annuity, A&H, Deposit and Other	(5) Percentage of Deposit Type To All Premiums '(3) / (4)	(6) Countrywide Deposit Type Contracts Only	(7) Total Countrywide Premiums: Life, Annuity, A&H, Deposit and Other	(8) Percentage of Deposit Type To All Premiums '(6) / (7)	(9) % of CA Deposit Type To Countrywide '(3) / (6)
1991	n/a	\$6,075,999	\$24,168,801	25.140%	\$76,194,714	\$244,467,621	31.168%	7.974%
1992	n/a	\$7,709,579	\$25,655,760	30.050%	\$81,092,469	\$258,175,773	31.410%	9.507%
1993	n/a	\$9,782,369	\$27,779,568	35.214%	\$94,929,131	\$283,410,074	33.495%	10.305%
1994	n/a	\$10,876,585	\$30,634,921	35.504%	\$101,528,453	\$302,734,231	33.537%	10.713%
1995	n/a	\$10,563,363	\$29,953,248	35.266%	\$105,265,539	\$314,631,397	33.457%	10.035%
1996	n/a	\$11,897,788	\$32,956,278	36.102%	\$122,873,754	\$337,669,981	36.389%	9.683%
1997	n/a	\$16,510,840	\$37,380,563	44.170%	\$140,398,429	\$366,092,994	38.350%	11.760%
1998	n/a	\$19,799,058	\$40,572,419	48.799%	\$171,307,391	\$408,667,853	41.918%	11.558%
1999	n/a	\$23,260,742	\$45,626,162	50.981%	\$211,975,506	\$446,967,910	47.425%	10.973%
2000	168	\$22,014,341	\$48,825,172	45.088%	\$240,609,451	\$503,282,189	47.808%	9.149%
2001	110	\$4,861,340	\$50,658,217	9.596%	\$84,393,009	\$532,219,216	15.857%	5.760%
2002	143	\$5,714,471	\$55,203,426	10.352%	\$81,257,902	\$559,111,230	14.533%	7.033%
2003	141	\$5,178,009	\$55,443,042	9.339%	\$89,727,401	\$574,016,943	15.631%	5.771%
2004	145	\$4,206,560	\$55,296,765	7.607%	\$91,715,717	\$593,781,994	15.446%	4.587%
2005	137	\$3,911,778	\$56,077,766	6.976%	\$83,003,303	\$648,486,716	12.800%	4.713%
2006	129	\$3,790,850	\$64,416,886	5.885%	\$89,345,058	\$709,308,675	12.596%	4.243%
2007	123	\$2,962,989	\$65,887,288	4.497%	\$106,723,462	\$772,364,076	13.818%	2.776%
2008	127	\$3,657,754	\$67,994,244	5.380%	\$120,506,384	\$802,769,706	15.011%	3.035%
2009	120	\$1,961,855	\$63,596,960	3.085%	\$92,786,258	\$726,027,748	12.780%	2.114%
2010	118	\$2,008,798	\$61,483,904	3.267%	\$87,745,495	\$726,126,297	12.084%	2.289%
2011	119	\$2,822,407	\$65,972,240	4.278%	\$93,837,694	\$738,096,923	12.713%	3.008%
2012	116	\$2,373,476	\$64,239,063	3.695%	\$107,115,702	\$789,073,598	13.575%	2.216%
2013	116	\$2,333,683	\$65,528,366	3.561%	\$102,654,117	\$753,141,548	13.630%	2.273%
2014	108	\$2,093,040	\$65,569,292	3.192%	\$115,630,897	\$756,708,546	15.281%	1.810%
2015	106	\$2,509,792	\$69,122,878	3.631%	\$134,906,982	\$793,477,884	17.002%	1.860%
2016	105	\$2,799,525	\$67,352,238	4.157%	\$142,818,551	\$800,848,650	17.833%	1.960%
2017	100	\$2,384,556	\$67,201,989	3.548%	\$158,441,486	\$823,901,347	19.231%	1.505%
2018	100	\$2,753,647	\$73,203,319	3.762%	\$165,742,185	\$872,379,495	18.999%	1.661%
2019	91	\$2,876,143	\$77,377,407	3.717%	\$196,133,253	\$928,779,952	21.117%	1.466%
2020	96	\$3,273,243	\$76,405,088	4.284%	\$252,816,313	\$996,355,655	25.374%	1.295%
2021	99	\$3,279,651	\$79,512,038	4.125%	\$280,238,966	\$1,071,070,385	26.164%	1.170%
Totals:		\$206,244,231	\$1,711,095,307	12.053%	\$4,023,714,972	\$19,434,146,607	20.704%	5.126%



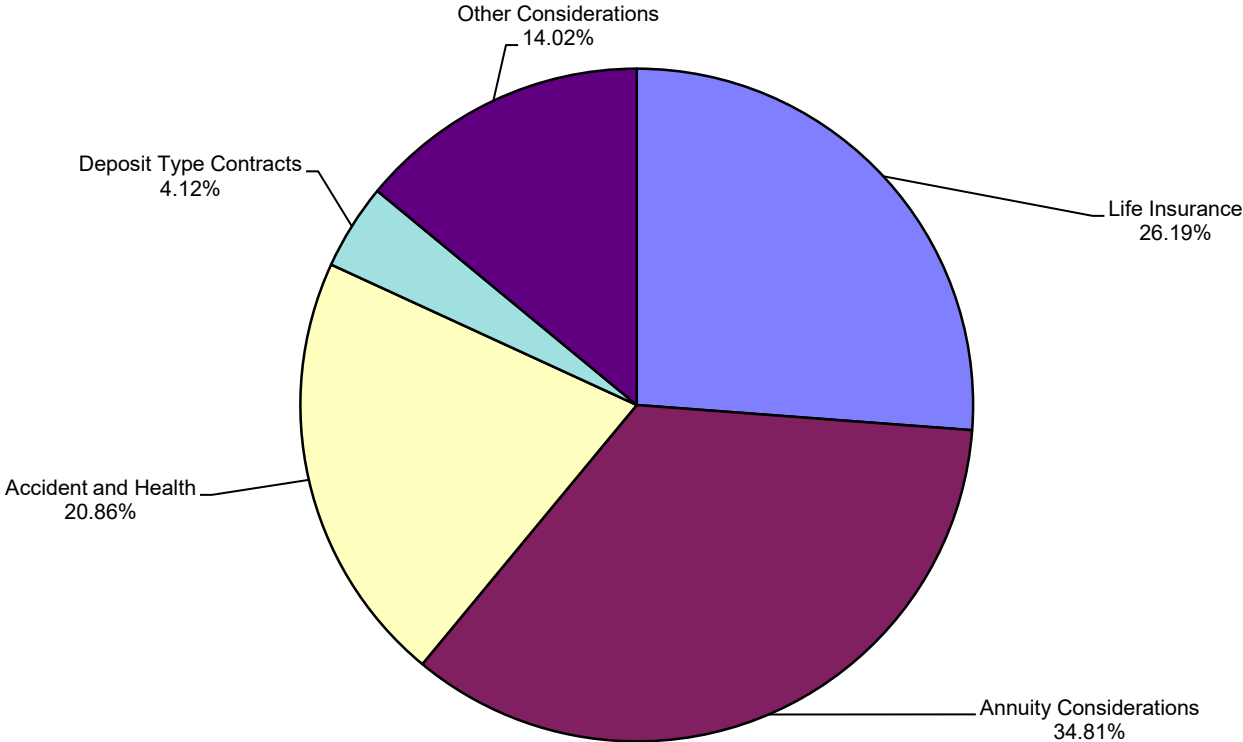
**1991 - 2021 Comparison of California Life Insurance Premium to Countrywide
Line of Business: Other Considerations
Active Companies Only**

All numbers are in thousands ('000), except the Company Count.

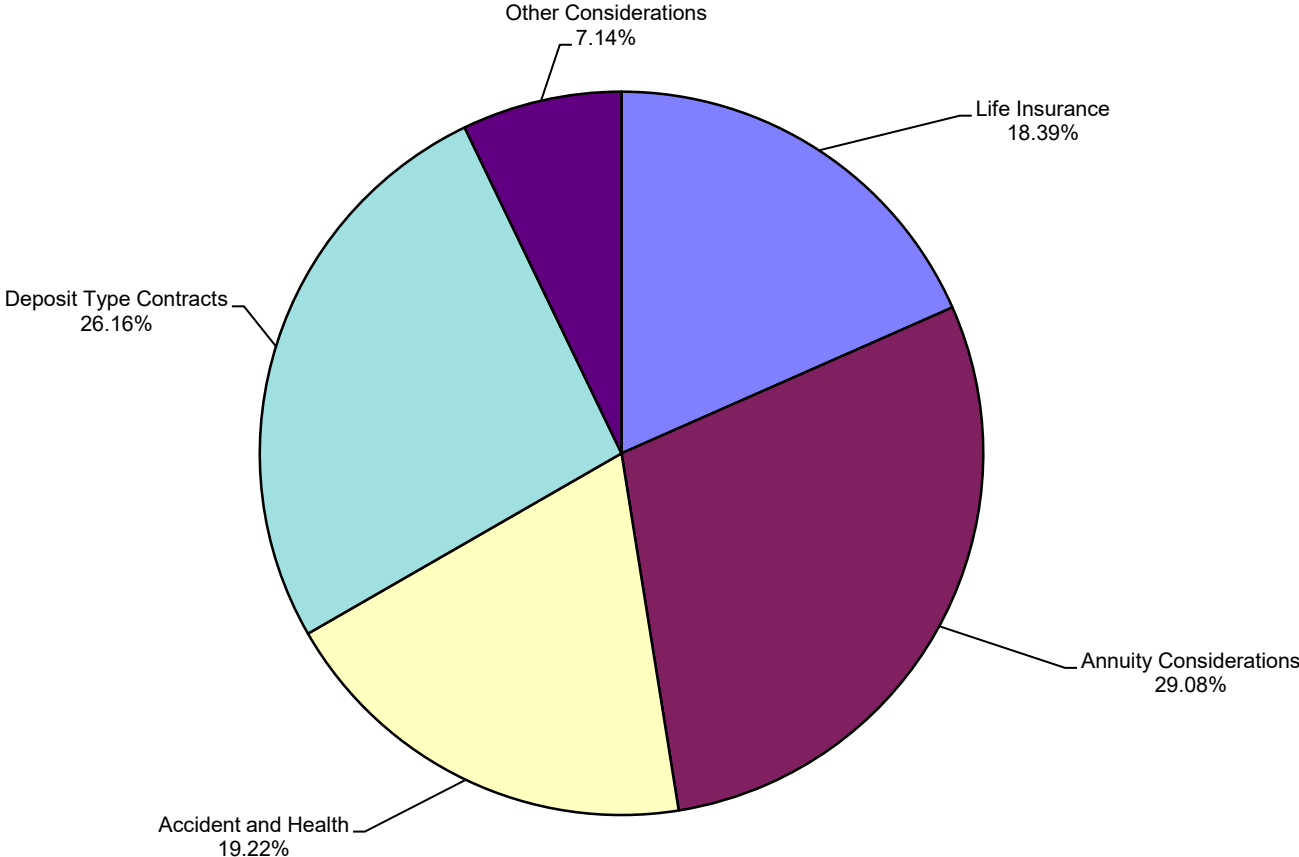
(1) Calendar Year	(2) Company Count	(3) California Other Considerations Only	(4) Total California Premiums: Life, Annuity, A&H, Deposit and Other	(5) Percentage of Other Consid. To All Premiums '3) / (4)	(6) Countrywide Other Considerations Only	(7) Total Countrywide Premiums: Life, Annuity, A&H, Deposit and Other	(8) Percentage of Other Consid. To All Premiums '(6) / (7)	(9) % of CA Other Consid. To Countrywide '(3) / (6)
1991	n/a	\$0	\$24,168,801	0.000%	\$0	\$244,467,621	0.000%	0.000%
1992	n/a	\$0	\$25,655,760	0.000%	\$0	\$258,175,773	0.000%	0.000%
1993	n/a	\$0	\$27,779,568	0.000%	\$0	\$283,410,074	0.000%	0.000%
1994	n/a	\$0	\$30,634,921	0.000%	\$0	\$302,734,231	0.000%	0.000%
1995	n/a	\$0	\$29,953,248	0.000%	\$0	\$314,631,397	0.000%	0.000%
1996	n/a	\$0	\$32,956,278	0.000%	\$0	\$337,669,981	0.000%	0.000%
1997	n/a	\$0	\$37,380,563	0.000%	\$0	\$366,092,994	0.000%	0.000%
1998	n/a	\$0	\$40,572,419	0.000%	\$0	\$408,667,853	0.000%	0.000%
1999	n/a	\$0	\$45,626,162	0.000%	\$0	\$446,967,910	0.000%	0.000%
2000	n/a	\$0	\$48,825,172	0.000%	\$0	\$503,282,189	0.000%	0.000%
2001	46	\$8,853,081	\$50,658,217	17.476%	\$85,674,482	\$532,219,216	16.098%	10.333%
2002	35	\$7,067,068	\$55,203,426	12.802%	\$67,174,376	\$559,111,230	12.014%	10.520%
2003	36	\$8,043,845	\$55,443,042	14.508%	\$73,039,102	\$574,016,943	12.724%	11.013%
2004	39	\$8,812,264	\$55,296,765	15.936%	\$82,290,181	\$593,781,994	13.859%	10.709%
2005	36	\$8,806,956	\$56,077,766	15.705%	\$86,819,339	\$648,486,716	13.388%	10.144%
2006	38	\$13,286,442	\$64,416,886	20.626%	\$92,331,043	\$709,308,675	13.017%	14.390%
2007	33	\$11,562,999	\$65,887,288	17.550%	\$89,543,759	\$772,364,076	11.593%	12.913%
2008	33	\$11,187,155	\$67,994,244	16.453%	\$84,171,725	\$802,769,706	10.485%	13.291%
2009	32	\$8,169,669	\$63,596,960	12.846%	\$64,389,233	\$726,027,748	8.869%	12.688%
2010	30	\$7,010,642	\$61,483,904	11.402%	\$68,288,304	\$726,126,297	9.404%	10.266%
2011	29	\$7,691,327	\$65,972,240	11.658%	\$85,132,065	\$738,096,923	11.534%	9.035%
2012	29	\$6,982,384	\$64,239,063	10.869%	\$89,535,739	\$789,073,598	11.347%	7.798%
2013	29	\$7,023,134	\$65,528,366	10.718%	\$76,382,773	\$753,141,548	10.142%	9.195%
2014	26	\$7,323,951	\$65,569,292	11.170%	\$69,771,605	\$756,708,546	9.220%	10.497%
2015	27	\$8,373,907	\$69,122,878	12.115%	\$74,640,132	\$793,477,884	9.407%	11.219%
2016	27	\$8,744,066	\$67,352,238	12.983%	\$77,429,201	\$800,848,650	9.668%	11.293%
2017	25	\$8,738,006	\$67,201,989	13.003%	\$73,061,203	\$823,901,347	8.868%	11.960%
2018	27	\$10,248,041	\$73,203,319	13.999%	\$81,464,823	\$872,379,495	9.338%	12.580%
2019	24	\$10,198,188	\$77,377,668	13.180%	\$68,273,300	\$928,779,952	7.351%	14.937%
2020	22	\$10,223,366	\$76,405,088	13.380%	\$82,979,776	\$996,355,655	8.328%	12.320%
2021	22	\$11,146,985	\$79,512,038	14.019%	\$76,490,999	\$1,071,070,385	7.142%	14.573%
Totals:		\$189,493,476	\$1,711,095,568	11.074%	\$1,648,883,159	\$19,434,146,607	8.484%	11.492%



2021 California Premium Distribution By Line



2021 Countrywide Premium Distribution By Line



2021 CALIFORNIA LIFE & ANNUITY MARKET SHARE REPORT

Premium Written During The Calendar Year

Sorted by Group Market Share

Source: NAIC Database

Active companies only

Rec #	Group #	Group Name NAIC # Company Name	[1] Life Insurance	[2] Annuity Considerations	[3] Accident and Health	[4] Deposit Type Contracts	[5] Other Considerations	[6] Total Premium Sum of [1] thru [5]	[7] Market Share
1	304	PRUDENTIAL OF AMER GRP							
		68241 Prudential Ins Co Of Amer	399,981,610	455,857,986	171,398,377	28,134,082	4,443,237,659	5,498,609,714	6.9154%
		79227 Pruco Life Ins Co	601,462,470	52,224,567	0	7,023,823	0	660,710,860	0.8310%
			1,001,444,080	508,082,553	171,398,377	35,157,905	4,443,237,659	6,159,320,574	7.7464%
2	826	NEW YORK LIFE GRP							
		66915 New York Life Ins Co	1,304,596,666	136,186,636	71,312,528	0	656,910,476	2,169,006,306	2.7279%
		91596 New York Life Ins & Ann Corp	282,985,851	1,278,575,935	0	9,078,658	0	1,570,640,444	1.9753%
		65498 Life Ins Co Of N Amer	224,815,454	0	242,010,526	0	0	466,825,980	0.5871%
		81353 NYLife Ins Co Of AZ	3,380,612	0	0	0	3,380,612	0.0043%	
			1,815,778,583	1,414,762,571	313,323,054	9,078,658	656,910,476	4,209,853,342	5.2946%
3	435	MASS MUT LIFE INS GRP							
		65935 Massachusetts Mut Life Ins Co	1,021,052,097	946,109,883	65,553,579	750,288,921	568,875,467	3,351,879,947	4.2156%
		63312 Great American Life Ins Co	5,352,582	428,389,022	12,940	119,035	0	433,873,579	0.5457%
		93432 CM Life Ins Co	20,747,968	72,646,338	0	0	0	93,394,306	0.1175%
		93661 Annuity Investors Life Ins Co	0	14,323,210	0	0	0	14,323,210	0.0180%
		70416 MML Bay State Life Ins Co	3,298,144	0	0	0	0	3,298,144	0.0041%
		67083 Manhattan Natl Life Ins Co	1,518,680	1,796	0	0	1,520,476	0.0019%	
			1,051,969,471	1,461,470,249	65,566,519	750,407,956	568,875,467	3,898,289,662	4.9028%
4	468	Aegon US Holding Grp							
		86231 Transamerica Life Ins Co	1,099,255,933	195,720,404	137,718,423	411,615	461,178,761	1,894,285,136	2.3824%
		70688 Transamerica Financial Life Ins Co	1,160,285	984,503	290,439	0	1,157,153,238	1,159,588,465	1.4584%
			1,100,416,218	196,704,907	138,008,862	411,615	1,618,331,999	3,053,873,601	3.8408%

2021 CALIFORNIA LIFE & ANNUITY MARKET SHARE REPORT

Premium Written During The Calendar Year

Sorted by Group Market Share

Source: NAIC Database

Active companies only

Rec #	Group #	Group Name NAIC # Company Name	[1] Life Insurance	[2] Annuity Considerations	[3] Accident and Health	[4] Deposit Type Contracts	[5] Other Considerations	[6] Total Premium Sum of [1] thru [5]	[7] Market Share
5	904	JOHN HANCOCK GRP							
		65838 John Hancock Life Ins Co USA	610,493,530	4,249,431	98,954,451	0	2,187,863,013	2,901,560,425	3.6492%
		93610 John Hancock Life & Hlth Ins Co	58,194	0	1,377,195	0	0	1,435,389	0.0018%
			610,551,724	4,249,431	100,331,646	0	2,187,863,013	2,902,995,814	3.6510%
6	20	LINCOLN NATL GRP							
		65676 Lincoln Natl Life Ins Co	857,911,575	1,294,040,004	371,781,532	0	0	2,523,733,111	3.1740%
		67652 First Penn Pacific Life Ins Co	14,568,253	20,340	3,902	0	0	14,592,495	0.0184%
		62057 Lincoln Life & Ann Co of NY	1,169,809	4,112,756	748,557	0	0	6,031,122	0.0076%
			873,649,637	1,298,173,100	372,533,991	0	0	2,544,356,728	3.2000%
7	12	AMERICAN INTL GRP							
		60488 American Gen Life Ins Co	597,236,255	1,520,581,536	5,058,599	29,930,859	0	2,152,807,249	2.7075%
		70238 Variable Ann Life Ins Co	0	242,580,282	0	33,827,538	0	276,407,820	0.3476%
		70106 United States Life Ins Co in the Cit	2,479,172	654,231	1,364,221	0	0	4,497,624	0.0057%
			599,715,427	1,763,816,049	6,422,820	63,758,397	0	2,433,712,693	3.0608%
8	707	UNITEDHEALTH GRP							
		79413 UnitedHealthcare Ins Co	3,460,819	0	2,322,222,122	0	0	2,325,682,941	2.9249%
		91529 Unimerica Ins Co	8,332,620	0	50,876,554	0	0	59,209,174	0.0745%
		61832 Chesapeake Life Ins Co	3,824,481	116,561	26,137,482	0	0	30,078,524	0.0378%
		62286 Golden Rule Ins Co	641,510	119,413	5,577,085	0	0	6,338,008	0.0080%
		66087 Mid West Natl Life Ins Co Of TN	739,660	39,853	929,796	0	0	1,709,309	0.0021%
		98205 Natl Foundation Life Ins Co	30,085	0	684,153	0	0	714,238	0.0009%
		69647 Optum Ins of OH Inc	84,534	335	0	0	0	84,869	0.0001%
			17,113,709	276,162	2,406,427,192	0	0	2,423,817,063	3.0484%

2021 CALIFORNIA LIFE & ANNUITY MARKET SHARE REPORT

Premium Written During The Calendar Year

Sorted by Group Market Share

Source: NAIC Database

Active companies only

Rec #	Group #	Group Name NAIC # Company Name	[1] Life Insurance	[2] Annuity Considerations	[3] Accident and Health	[4] Deposit Type Contracts	[5] Other Considerations	[6] Total Premium Sum of [1] thru [5]	[7] Market Share
9	4734	Apollo Global Mgmt Grp							
		61689 Athene Ann & Life Co	6,293,888	2,333,052,253	45,764	0	0	2,339,391,905	2.9422%
		80942 Venerable Ins & Ann Co	1,395,367	6,112,864	144	0	0	7,508,375	0.0094%
		61492 Athene Annuity & Life Assur Co	2,767,686	70,997	625,313	0	0	3,463,996	0.0044%
		68039 Athene Ann & Life Assur Co of NY	306,824	110,144	0	0	0	416,968	0.0005%
			10,763,765	2,339,346,258	671,221	0	0	2,350,781,244	2.9565%
10	241	METROPOLITAN GRP							
		65978 Metropolitan Life Ins Co	817,402,696	33,545,375	971,275,642	7,876,962	163,421,364	1,993,522,039	2.5072%
		97136 Metropolitan Tower Life Ins Co	27,036,816	250,742,867	483,197	200,474	0	278,463,354	0.3502%
		62634 Delaware Amer Life Ins Co	71,428	0	312,533	0	0	383,961	0.0005%
			844,510,940	284,288,242	972,071,372	8,077,436	163,421,364	2,272,369,354	2.8579%
11	1	CVS GRP							
		60054 Aetna Life Ins Co	3,152,308	1,727,931	2,169,498,864	5,800,247	0	2,180,179,350	2.7419%
		68500 Continental Life Ins Co Brentwood	6,095	0	15,634,684	0	0	15,640,779	0.0197%
		90328 First Hlth Life & Hlth Ins Co	1,191	0	1,695,797	0	0	1,696,988	0.0021%
		78700 Aetna Hlth & Life Ins Co	0	0	348,057	0	0	348,057	0.0004%
			3,159,594	1,727,931	2,187,177,402	5,800,247	0	2,197,865,174	2.7642%
12	761	ALLIANZ INS GRP							
		90611 Allianz Life Ins Co Of N Amer	295,032,768	1,625,921,812	8,765,061	0	0	1,929,719,641	2.4270%
			295,032,768	1,625,921,812	8,765,061	0	0	1,929,719,641	2.4270%
13	332	PRINCIPAL FIN GRP							
		61271 Principal Life Ins Co	121,978,702	186,393,202	286,661,816	1,179,697,331	644,362	1,775,375,413	2.2328%
		71161 Principal Natl Life Ins Co	129,217,499	0	0	0	0	129,217,499	0.1625%
			251,196,201	186,393,202	286,661,816	1,179,697,331	644,362	1,904,592,912	2.3954%

2021 CALIFORNIA LIFE & ANNUITY MARKET SHARE REPORT

Premium Written During The Calendar Year

Sorted by Group Market Share

Source: NAIC Database

Active companies only

Rec #	Group #	Group Name NAIC # Company Name	[1] Life Insurance	[2] Annuity Considerations	[3] Accident and Health	[4] Deposit Type Contracts	[5] Other Considerations	[6] Total Premium Sum of [1] thru [5]	[7] Market Share
14	140	NATIONWIDE CORP GRP							
		66869 Nationwide Life Ins Co	91,275,665	1,093,645,149	15,039,481	0	0	1,199,960,295	1.5092%
		92657 Nationwide Life & Ann Ins Co	450,440,190	102,578,204	0	0	0	553,018,394	0.6955%
		64017 Jefferson Natl Life Ins Co	960,646	137,453,274	5,561	1,506,118	0	139,925,599	0.1760%
			542,676,501	1,333,676,627	15,045,042	1,506,118	0	1,892,904,288	2.3807%
15	671	Anthem Inc Grp							
		62825 Anthem Blue Cross Life & Hlth Ins Co	61,518,643	0	1,738,274,771	0	0	1,799,793,414	2.2635%
		61069 Anthem Life Ins Co	5,530,343	0	79,434,331	0	0	84,964,674	0.1069%
		80314 Unicare Life & Hlth Ins Co	829,573	0	1,543,502	0	0	2,373,075	0.0030%
			67,878,559	0	1,819,252,604	0	0	1,887,131,163	2.3734%
16	901	CIGNA HLTH GRP							
		67369 Cigna Hlth & Life Ins Co	17,605	0	1,746,501,413	-55,112	0	1,746,463,906	2.1965%
		65722 Loyal Amer Life Ins Co	163,774	802	37,066,571	1,393	0	37,232,540	0.0468%
		62308 Connecticut Gen Life Ins Co	24,466,908	-56,644	5,093,215	592,997	0	30,096,476	0.0379%
		88366 American Retirement Life Ins Co	0	0	813,046	0	0	813,046	0.0010%
		77399 Sterling Life Ins Co	9,388	0	437,690	0	0	447,078	0.0006%
		67903 Provident Amer Life & Hlth Ins Co	2,586	0	11,015	0	0	13,601	0.0000%
			24,660,261	-55,842	1,789,922,950	539,278	0	1,815,066,647	2.2828%
17	4832	Voya Financial Grp							
		86509 Voya Retirement Ins & Ann Co	6,636,094	1,176,552,468	470	333,640	154,299,363	1,337,822,035	1.6825%
		67105 Reliastar Life Ins Co	168,243,168	20,958,929	220,692,526	486,054	0	410,380,677	0.5161%
		61360 Reliastar Life Ins Co Of NY	2,392,594	2,400	3,140,792	0	0	5,535,786	0.0070%
			177,271,856	1,197,513,797	223,833,788	819,694	154,299,363	1,753,738,498	2.2056%

2021 CALIFORNIA LIFE & ANNUITY MARKET SHARE REPORT

Premium Written During The Calendar Year

Sorted by Group Market Share

Source: NAIC Database

Active companies only

Rec #	Group #	Group Name NAIC # Company Name	[1] Life Insurance	[2] Annuity Considerations	[3] Accident and Health	[4] Deposit Type Contracts	[5] Other Considerations	[6] Total Premium Sum of [1] thru [5]	[7] Market Share
18	918	JACKSON NATL GRP 65056 Jackson Natl Life Ins Co	65,361,593	1,685,873,247	2,375,356	0	0	1,753,610,196	2.2055%
			65,361,593	1,685,873,247	2,375,356	0	0	1,753,610,196	2.2055%
19	709	PACIFIC LIFE GRP 67466 Pacific Life Ins Co 97268 Pacific Life & Ann Co	758,564,532 348,180	771,219,677 -95,793	0 0	69,824,869 0	0 0	1,599,609,078 252,387	2.0118% 0.0003%
			758,912,712	771,123,884	0	69,824,869	0	1,599,861,465	2.0121%
20	4965	Equitable Holdings Inc Grp 62944 Equitable Financial Life Ins Co 78077 Equitable Financial Life Ins Co of A 62880 Equitable Financial Life & Ann Co	206,950,642 100,601,400 1,304,265	1,238,228,685 2,855,163 0	2,650,757 11,240,028 0	0 0 0	35,387,943 0 0	1,483,218,027 114,696,591 1,304,265	1.8654% 0.1443% 0.0016%
			308,856,307	1,241,083,848	13,890,785	0	35,387,943	1,599,218,883	2.0113%
21	860	NORTHWESTERN MUT GRP 67091 Northwestern Mut Life Ins Co 69000 Northwestern Long Term Care Ins Co	1,320,326,296 0	94,248,338 0	101,027,999 47,512,588	1,479,650 0	0 0	1,517,082,283 47,512,588	1.9080% 0.0598%
			1,320,326,296	94,248,338	148,540,587	1,479,650	0	1,564,594,871	1.9677%
22	431	Sammons Enterprises Grp 66044 Midland Natl Life Ins Co 66974 North Amer Co Life & Hlth Ins	486,233,777 114,238,359	523,593,729 220,061,332	668 6	563,478 501,044	0 0	1,010,391,652 334,800,741	1.2707% 0.4211%
			600,472,136	743,655,061	674	1,064,522	0	1,345,192,393	1.6918%
23	634	National Life GRP 65528 Life Ins Co Of The Southwest 66680 National Life Ins Co	642,337,984 40,384,909	361,563,356 22,558	434 1,145,932	360,923 0	0 0	1,004,262,697 41,553,399	1.2630% 0.0523%
			682,722,893	361,585,914	1,146,366	360,923	0	1,045,816,096	1.3153%

2021 CALIFORNIA LIFE & ANNUITY MARKET SHARE REPORT

Premium Written During The Calendar Year

Sorted by Group Market Share

Source: NAIC Database

Active companies only

Rec #	Group #	Group Name NAIC # Company Name	[1] Life Insurance	[2] Annuity Considerations	[3] Accident and Health	[4] Deposit Type Contracts	[5] Other Considerations	[6] Total Premium Sum of [1] thru [5]	[7] Market Share
24	3891	Global Atlantic Grp							
		91642 Forethought Life Ins Co	45,873,096	796,788,364	3,469,923	9,484,700	0	855,616,083	1.0761%
		62200 Accordia Life & Ann Co	166,946,401	0	0	0	0	166,946,401	0.2100%
		84824 Commonwealth Ann & Life Ins Co	2,370,038	6,016,218	1,963	593,273	0	8,981,492	0.0113%
		69140 First Allmerica Fin Life Ins Co	658,749	11,717	189	0	0	670,655	0.0008%
			215,848,284	802,816,299	3,472,075	10,077,973	0	1,032,214,631	1.2982%
25	1216	TIAA FAMILY GRP							
		69345 Teachers Ins & Ann Assoc Of Amer	12,876,099	598,857,239	525,286	33,581,520	0	645,840,144	0.8123%
		60142 TIAA Cref Life Ins Co	21,523,760	17,621,120	216,123	344,527,609	0	383,888,612	0.4828%
			34,399,859	616,478,359	741,409	378,109,129	0	1,029,728,756	1.2951%
26	4932	Brighthouse Holdings Grp							
		87726 Brighthouse Life Ins Co	202,415,093	771,846,197	9,543,842	40,950	25,713	983,871,795	1.2374%
		91626 New England Life Ins Co	9,286,205	200,701	32,523	0	0	9,519,429	0.0120%
			211,701,298	772,046,898	9,576,365	40,950	25,713	993,391,224	1.2494%
27	429	GUARDIAN LIFE GRP							
		64246 Guardian Life Ins Co Of Amer	316,714,440	817,351	545,208,896	60,613	0	862,801,300	1.0851%
		71714 Berkshire Life Ins Co of Amer	449,627	0	57,254,142	0	0	57,703,769	0.0726%
		78778 Guardian Ins & Ann Co Inc	4,384,789	33,159,224	0	2,575,369	206,047	40,325,429	0.0507%
		60003 Park Avenue Life Ins Co	176,103	0	0	0	0	176,103	0.0002%
		74004 Family Serv Life Ins Co	553	0	0	0	0	553	0.0000%
			321,725,512	33,976,575	602,463,038	2,635,982	206,047	961,007,154	1.2086%
28	869	MINNESOTA MUT GRP							
		66168 Minnesota Life Ins Co	338,239,204	44,791,574	36,380,094	37,672,123	231,286,483	688,369,478	0.8657%
		93742 Securian Life Ins Co	173,006,829	9,673,500	11,949,992	5,111,786	0	199,742,107	0.2512%
			511,246,033	54,465,074	48,330,086	42,783,909	231,286,483	888,111,585	1.1170%

2021 CALIFORNIA LIFE & ANNUITY MARKET SHARE REPORT

Premium Written During The Calendar Year

Sorted by Group Market Share

Source: NAIC Database

Active companies only

Rec #	Group #	Group Name NAIC # Company Name	[1] Life Insurance	[2] Annuity Considerations	[3] Accident and Health	[4] Deposit Type Contracts	[5] Other Considerations	[6] Total Premium Sum of [1] thru [5]	[7] Market Share
29	769	GREAT WEST GRP							
		68322 Great W Life & Ann Ins Co	21,294,351	34,642,421	8,450,599	2,016,906	371,814,228	438,218,505	0.5511%
		93629 Prudential Retirement Ins & Ann Co	0	-7,350	0	435,595,373	-157,585	435,430,438	0.5476%
		80659 US Business of Canada Life Assur Co	6,746,029	0	478,803	0	0	7,224,832	0.0091%
			28,040,380	34,635,071	8,929,402	437,612,279	371,656,643	880,873,775	1.1078%
30	1295	CENTENE CORP GRP							
		66141 Health Net Life Ins Co	863,110	0	842,135,677	0	0	842,998,787	1.0602%
			863,110	0	842,135,677	0	0	842,998,787	1.0602%
31	565	UNUM GRP							
		62235 Unum Life Ins Co Of Amer	142,358,243	1,924	370,715,956	162,863	0	513,238,986	0.6455%
		62049 Colonial Life & Accident Ins Co	37,168,897	20,996	133,979,386	0	0	171,169,279	0.2153%
		68195 Provident Life & Accident Ins Co	19,298,304	0	90,706,382	0	0	110,004,686	0.1383%
		68985 Starmount Life Ins Co	84,353	0	24,415,603	0	0	24,499,956	0.0308%
		67598 Paul Revere Life Ins Co	426,635	0	11,550,113	0	0	11,976,748	0.0151%
		67601 Unum Ins Co	123,285	0	5,803,474	1,889,989	0	7,816,748	0.0098%
			199,459,717	22,920	637,170,914	2,052,852	0	838,706,403	1.0548%
32	1348	Meiji Yasuda Life Ins Grp							
		69019 Standard Ins Co	131,855,237	60,633,883	281,024,680	944,722	338,310,528	812,769,050	1.0222%
		64343 Pacific Guardian Life Ins Co Ltd	11,773,331	148	148	103,066	0	11,876,693	0.0149%
			143,628,568	60,634,031	281,024,828	1,047,788	338,310,528	824,645,743	1.0371%
33	670	Fidelity Natl Fin Inc GRP							
		63274 Fidelity & Guar Life Ins Co	120,390,359	657,338,631	0	194,798	0	777,923,788	0.9784%
			120,390,359	657,338,631	0	194,798	0	777,923,788	0.9784%

2021 CALIFORNIA LIFE & ANNUITY MARKET SHARE REPORT

Premium Written During The Calendar Year

Sorted by Group Market Share

Source: NAIC Database

Active companies only

Rec #	Group #	Group Name NAIC # Company Name	[1] Life Insurance	[2] Annuity Considerations	[3] Accident and Health	[4] Deposit Type Contracts	[5] Other Considerations	[6] Total Premium Sum of [1] thru [5]	[7] Market Share
34	4855	Sumitomo Life Ins Grp							
		68608 Symetra Life Ins Co	103,574,860	536,816,932	63,238,546	9,504,437	0	713,134,775	0.8969%
		90581 Symetra Natl Life Ins Co	12,621	0	0	0	0	12,621	0.0000%
			103,587,481	536,816,932	63,238,546	9,504,437	0	713,147,396	0.8969%
35	4	Ameriprise Fin Grp							
		65005 RiverSource Life Ins Co	121,905,311	494,551,386	25,493,192	0	0	641,949,889	0.8074%
			121,905,311	494,551,386	25,493,192	0	0	641,949,889	0.8074%
36	619	OneAmerica Fin Partners Grp							
		60895 American United Life Ins Co	39,328,141	458,246,120	108,840	188,822	0	497,871,923	0.6262%
		69116 State Life Ins Co	98,648,864	20,764,898	2,979,507	484,463	0	122,877,732	0.1545%
		67911 Pioneer Mut Life Ins Co	3,692,800	23,137	0	0	0	3,715,937	0.0047%
			141,669,805	479,034,155	3,088,347	673,285	0	624,465,592	0.7854%
37	261	MUTUAL OF OMAHA GRP							
		69868 United Of Omaha Life Ins Co	232,322,988	98,058,682	84,089,873	57,419,860	329,714	472,221,117	0.5939%
		71412 Mutual Of Omaha Ins Co	0	0	89,920,167	0	0	89,920,167	0.1131%
		72850 United World Life Ins Co	72,336	0	11,766,349	0	0	11,838,685	0.0149%
		13100 Omaha Ins Co	0	0	1,188,349	0	0	1,188,349	0.0015%
			232,395,324	98,058,682	186,964,738	57,419,860	329,714	575,168,318	0.7234%

2021 CALIFORNIA LIFE & ANNUITY MARKET SHARE REPORT

Premium Written During The Calendar Year

Sorted by Group Market Share

Source: NAIC Database

Active companies only

Rec #	Group #	Group Name NAIC # Company Name	[1] Life Insurance	[2] Annuity Considerations	[3] Accident and Health	[4] Deposit Type Contracts	[5] Other Considerations	[6] Total Premium Sum of [1] thru [5]	[7] Market Share
38	836	WEST SOUTHERN GRP							
		92622 Western Southern Life Assur Co	8,040,441	340,949,130	0	3,814,121	0	352,803,692	0.4437%
		70939 Gerber Life Ins Co	44,196,874	0	26,167,947	0	0	70,364,821	0.0885%
		65242 Lafayette Life Ins Co	42,082,620	18,023,750	9,718	150,000	0	60,266,088	0.0758%
		99937 Columbus Life Ins Co	57,979,355	533,568	349	60,008	0	58,573,280	0.0737%
		74780 Integrity Life Ins Co	10,525	18,921,879	0	3,085,117	0	22,017,521	0.0277%
		70483 Western & Southern Life Ins Co	10,193,610	0	718,908	0	0	10,912,518	0.0137%
			162,503,425	378,428,327	26,896,922	7,109,246	0	574,937,920	0.7231%
39	5024	Fortitude Grp Holdings LLC Grp							
		86630 Fortitude Life Ins & Ann Co	590,107	568,511,159	0	3,059,725	0	572,160,991	0.7196%
		90247 Fortitude US Reins Co	33,701	0	0	150	0	33,851	0.0000%
			623,808	568,511,159	0	3,059,875	0	572,194,842	0.7196%
40	458	Dai-ichi Life Holdings Inc Grp							
		68136 Protective Life Ins Co	312,635,503	169,155,301	254,663	2,229,237	0	484,274,704	0.6091%
		70335 West Coast Life Ins Co	60,353,669	5,853	340	90,857	0	60,450,719	0.0760%
		66370 Mony Life Ins Co	8,653,618	361,985	1,217,674	0	0	10,233,277	0.0129%
		88536 Protective Life & Annuity Ins Co	234,826	0	0	0	0	234,826	0.0003%
			381,877,616	169,523,139	1,472,677	2,320,094	0	555,193,526	0.6983%
41	176	STATE FARM GRP							
		69108 State Farm Life Ins Co	539,990,033	10,498,536	0	123,118	0	550,611,687	0.6925%
			539,990,033	10,498,536	0	123,118	0	550,611,687	0.6925%
42	4750	Primerica Grp							
		65919 Primerica Life Ins Co	484,240,075	44,339	23,360	1,372,806	0	485,680,580	0.6108%
		61409 National Benefit Life Ins Co	1,212,769	0	62,566	529	0	1,275,864	0.0016%
			485,452,844	44,339	85,926	1,373,335	0	486,956,444	0.6124%

2021 CALIFORNIA LIFE & ANNUITY MARKET SHARE REPORT

Premium Written During The Calendar Year

Sorted by Group Market Share

Source: NAIC Database

Active companies only

Rec #	Group #	Group Name NAIC # Company Name	[1] Life Insurance	[2] Annuity Considerations	[3] Accident and Health	[4] Deposit Type Contracts	[5] Other Considerations	[6] Total Premium Sum of [1] thru [5]	[7] Market Share
43	200	UNITED SERV AUTOMOBILE ASSN GRP 69663 USAA Life Ins Co	108,362,765	320,839,662	47,908,491	9,023,184	0	486,134,102	0.6114%
			108,362,765	320,839,662	47,908,491	9,023,184	0	486,134,102	0.6114%
44	212	ZURICH INS GRP							
		63177 Farmers New World Life Ins Co	345,792,563	5,850,862	5,984,244	6,996,595	0	364,624,264	0.4586%
		90557 Zurich Amer Life Ins Co	42,415,878	23,888,204	14,158,059	0	0	80,462,141	0.1012%
		80896 Centre Life Ins Co	0	0	1,653,401	0	0	1,653,401	0.0021%
			388,208,441	29,739,066	21,795,704	6,996,595	0	446,739,806	0.5619%
45	370	AFLAC Grp							
		60380 American Family Life Assur Co of Col	27,385,342	0	351,639,310	0	0	379,024,652	0.4767%
		71730 Continental Amer Ins Co	1,472,918	0	62,285,193	0	0	63,758,111	0.0802%
		92908 Tier One Ins Co	0	0	21,974	0	0	21,974	0.0000%
			28,858,260	0	413,946,477	0	0	442,804,737	0.5569%
46	4011	Genworth Fin Grp							
		70025 Genworth Life Ins Co	28,988,667	578,636	282,831,186	0	0	312,398,489	0.3929%
		65536 Genworth Life & Ann Ins Co	117,007,575	1,665,669	565,098	0	0	119,238,342	0.1500%
			145,996,242	2,244,305	283,396,284	0	0	431,636,831	0.5429%
47	943	Ameritas Mut Holding GRP							
		61301 Ameritas Life Ins Corp	100,131,700	192,300,910	122,606,558	12,717,016	0	427,756,184	0.5380%
			100,131,700	192,300,910	122,606,558	12,717,016	0	427,756,184	0.5380%
48	91	HARTFORD FIRE & CAS GRP							
		70815 Hartford Life & Accident Ins Co	170,955,180	0	256,095,615	0	0	427,050,795	0.5371%
			170,955,180	0	256,095,615	0	0	427,050,795	0.5371%

2021 CALIFORNIA LIFE & ANNUITY MARKET SHARE REPORT

Premium Written During The Calendar Year

Sorted by Group Market Share

Source: NAIC Database

Active companies only

Rec #	Group #	Group Name NAIC # Company Name	[1] Life Insurance	[2] Annuity Considerations	[3] Accident and Health	[4] Deposit Type Contracts	[5] Other Considerations	[6] Total Premium Sum of [1] thru [5]	[7] Market Share
49	306	CUNA MUT GRP							
		67989 American Memorial Life Ins Co	151,549,019	334,640	0	0	0	151,883,659	0.1910%
		62626 CMFG Life Ins Co	45,590,549	12,737,762	42,842,453	384,993	50,115,602	151,671,359	0.1908%
		86126 Members Life Ins Co	452,174	79,822,842	0	116,804	0	80,391,820	0.1011%
		70408 Union Security Ins Co	5,157,397	700,356	3,753,243	-50	0	9,610,946	0.0121%
			202,749,139	93,595,600	46,595,696	501,747	50,115,602	393,557,784	0.4950%
50	330	AMERICAN FIDELITY CORP GRP							
		60410 American Fidelity Assur Co	53,723,931	120,264,646	210,606,998	0	0	384,595,575	0.4837%
		60801 American Public Life Ins Co	16,348	0	752,463	0	0	768,811	0.0010%
			53,740,279	120,264,646	211,359,461	0	0	385,364,386	0.4847%
51	408	AMERICAN NATL FIN GRP							
		60739 American Natl Ins Co	101,822,382	250,321,901	794,146	7,115,905	0	360,054,334	0.4528%
		86355 Standard Life & Accident Ins Co	699,768	12,200	6,835,816	0	0	7,547,784	0.0095%
		71773 American Natl Life Ins Co Of TX	127,555	0	6,878,203	0	0	7,005,758	0.0088%
		63657 Garden State Life Ins Co	1,135,883	0	203,226	0	0	1,339,109	0.0017%
			103,785,588	250,334,101	14,711,391	7,115,905	0	375,946,985	0.4728%
52	4926	Talcott Holdings Grp							
		88072 Talcott Resolution Life Ins Co	5,171,942	18,133,688	731,786	131,784,004	93,933,511	249,754,931	0.3141%
		71153 Talcott Resolution Life & Ann Ins Co	84,174,069	18,910,401	10,873	0	5,055,798	108,151,141	0.1360%
		81213 American Maturity Life Ins Co	0	0	0	0	1,653	1,653	0.0000%
			89,346,011	37,044,089	742,659	131,784,004	98,990,962	357,907,725	0.4501%
53	4853	AAA Life Grp							
		71854 AAA Life Ins Co	320,084,299	14,400,583	15,512,225	390,942	0	350,388,049	0.4407%
			320,084,299	14,400,583	15,512,225	390,942	0	350,388,049	0.4407%

2021 CALIFORNIA LIFE & ANNUITY MARKET SHARE REPORT

Premium Written During The Calendar Year

Sorted by Group Market Share

Source: NAIC Database

Active companies only

Rec #	Group #	Group Name NAIC # Company Name	[1] Life Insurance	[2] Annuity Considerations	[3] Accident and Health	[4] Deposit Type Contracts	[5] Other Considerations	[6] Total Premium Sum of [1] thru [5]	[7] Market Share
54	3098	Tokio Marine Holdings Inc GRP							
		68381 Reliance Standard Life Ins Co	47,191,611	70,129,998	108,874,461	0	0	226,196,070	0.2845%
		92711 HCC Life Ins Co	465,530	3,600	107,941,882	0	0	108,411,012	0.1363%
			47,657,141	70,133,598	216,816,343	0	0	334,607,082	0.4208%
55	4925	Kuvare Grp							
		65595 Lincoln Benefit Life Co	145,113,316	2,714,986	9,188,618	4,080,522	0	161,097,442	0.2026%
		64238 Guaranty Income Life Ins Co	5,315	117,835,622	0	0	0	117,840,937	0.1482%
		69973 United Life Ins Co	2,503,409	35,832,054	938	1,230,265	0	39,566,666	0.0498%
			147,622,040	156,382,662	9,189,556	5,310,787	0	318,505,045	0.4006%
56	981	FIDELITY INVESTMENT INS & ANN GRP							
		93696 Fidelity Investments Life Ins Co	1,933,183	314,681,666	0	0	0	316,614,849	0.3982%
			1,933,183	314,681,666	0	0	0	316,614,849	0.3982%
57	549	SUN LIFE ASSUR CO OF CN GRP							
		80802 US Br Sun Life Assur Co of Canada	78,777,951	0	214,742,879	0	0	293,520,830	0.3692%
		80926 Sun Life & Hlth Ins Co	6,598,781	0	504,400	0	0	7,103,181	0.0089%
		64602 Independence Life & Ann Co	0	0	1,303,143	0	0	1,303,143	0.0016%
		68047 Professional Ins Co	16,648	0	978,742	0	0	995,390	0.0013%
			85,393,380	0	217,529,164	0	0	302,922,544	0.3810%
58	290	Globe Life Inc Grp							
		60577 American Income Life Ins Co	143,143,116	0	10,121,386	0	0	153,264,502	0.1928%
		91472 Globe Life & Accident Ins Co	58,789,756	0	3,321,932	0	0	62,111,688	0.0781%
		92916 United Amer Ins Co	452,439	379,932	44,889,525	0	0	45,721,896	0.0575%
		77968 Family Heritage Life Ins Co Of Amer	74,345	0	8,002,073	0	0	8,076,418	0.0102%
		65331 Liberty Natl Life Ins Co	5,298,358	1,170	190,610	0	0	5,490,138	0.0069%
			207,758,014	381,102	66,525,526	0	0	274,664,642	0.3454%

2021 CALIFORNIA LIFE & ANNUITY MARKET SHARE REPORT

Premium Written During The Calendar Year

Sorted by Group Market Share

Source: NAIC Database

Active companies only

Rec #	Group #	Group Name NAIC # Company Name	[1] Life Insurance	[2] Annuity Considerations	[3] Accident and Health	[4] Deposit Type Contracts	[5] Other Considerations	[6] Total Premium Sum of [1] thru [5]	[7] Market Share
59	4824	Advantage Capital Grp 68802 Sentinel Security Life Ins Co	2,241,176	244,480,763	114,007	17,796	0	246,853,742	0.3105%
			2,241,176	244,480,763	114,007	17,796	0	246,853,742	0.3105%
60	850	PENN MUT GRP							
		67644 Penn Mut Life Ins Co	149,277,379	14,834,683	334,424	1,812,369	0	166,258,855	0.2091%
		93262 Penn Ins & Ann Co	70,441,369	2,554,539	0	0	0	72,995,908	0.0918%
		68632 Vantis Life Ins Co	350,035	32,000	0	0	0	382,035	0.0005%
			220,068,783	17,421,222	334,424	1,812,369	0	239,636,798	0.3014%
61	4794	Group 1001 Ins Holdings Grp							
		79065 Delaware Life Ins Co	3,076,146	193,841,809	0	0	0	196,917,955	0.2477%
		83607 Clear Spring Life & Ann Co	18,557	36,389,262	378	385,880	0	36,794,077	0.0463%
			3,094,703	230,231,071	378	385,880	0	233,712,032	0.2939%
62	2798	Blue Shield of CA Grp							
		61557 Blue Shield of CA Life & Hlth Ins Co	10,343,596	0	220,830,091	0	0	231,173,687	0.2907%
			10,343,596	0	220,830,091	0	0	231,173,687	0.2907%
63	4890	SBL Holdings Grp							
		68675 Security Benefit Life Ins Co	1,076,003	227,932,513	0	0	0	229,008,516	0.2880%
			1,076,003	227,932,513	0	0	0	229,008,516	0.2880%
64	88668	Mutual Of Amer Life Ins Co							
		88668 Mutual Of Amer Life Ins Co	302,190	869,173	98,686	0	222,807,437	224,077,486	0.2818%
			302,190	869,173	98,686	0	222,807,437	224,077,486	0.2818%

2021 CALIFORNIA LIFE & ANNUITY MARKET SHARE REPORT

Premium Written During The Calendar Year

Sorted by Group Market Share

Source: NAIC Database

Active companies only

Rec #	Group #	Group Name NAIC # Company Name	[1] Life Insurance	[2] Annuity Considerations	[3] Accident and Health	[4] Deposit Type Contracts	[5] Other Considerations	[6] Total Premium Sum of [1] thru [5]	[7] Market Share
65	233	CNO Financial Grp							
		61263 Bankers Life & Cas Co	37,499,625	44,188,108	36,034,549	165,634	0	117,887,916	0.1483%
		62065 Colonial Penn Life Ins Co	26,123,357	0	21,148,942	0	0	47,272,299	0.0595%
		70319 Washington Natl Ins Co	6,963,803	925,557	22,832,792	0	0	30,722,152	0.0386%
			70,586,785	45,113,665	80,016,283	165,634	0	195,882,367	0.2464%
66	1211	NATIONAL GUARDIAN LIFE INS GRP							
		66583 National Guardian Life Ins Co	97,705,741	5,689,071	58,186,780	425,406	0	162,006,998	0.2038%
		97241 Settlers Life Ins Co	45,188	1,030	249	0	0	46,467	0.0001%
		81426 Commercial Travelers Life Ins Co	0	0	11,210	0	0	11,210	0.0000%
			97,750,929	5,690,101	58,198,239	425,406	0	162,064,675	0.2038%
67	2658	American Equity Investment Grp							
		92738 American Equity Invest Life Ins Co	11,553	129,659,689	0	1,173,166	0	130,844,408	0.1646%
		13183 Eagle Life Ins Co	0	31,058,156	0	0	0	31,058,156	0.0391%
			11,553	160,717,845	0	1,173,166	0	161,902,564	0.2036%
68	872	BANNER LIFE GRP							
		94250 Banner Life Ins Co	131,276,588	14,463,984	1,002,613	0	0	146,743,185	0.1846%
			131,276,588	14,463,984	1,002,613	0	0	146,743,185	0.1846%
69	4992	Resolution Life US Holdings Grp							
		68713 Security Life Of Denver Ins Co	145,529,076	1,051	0	0	0	145,530,127	0.1830%
		66109 Midwestern United Life Ins Co	193,741	0	0	0	0	193,741	0.0002%
			145,722,817	1,051	0	0	0	145,723,868	0.1833%
70	62510	Equitrust Life Ins Co							
		62510 Equitrust Life Ins Co	576,462	118,515,967	0	2,386,279	0	121,478,708	0.1528%
			576,462	118,515,967	0	2,386,279	0	121,478,708	0.1528%

2021 CALIFORNIA LIFE & ANNUITY MARKET SHARE REPORT

Premium Written During The Calendar Year

Sorted by Group Market Share

Source: NAIC Database

Active companies only

Rec #	Group #	Group Name NAIC # Company Name	[1] Life Insurance	[2] Annuity Considerations	[3] Accident and Health	[4] Deposit Type Contracts	[5] Other Considerations	[6] Total Premium Sum of [1] thru [5]	[7] Market Share
71	65927	Lincoln Heritage Life Ins Co 65927 Lincoln Heritage Life Ins Co	111,616,194	2,970	179,740	0	0	111,798,904	0.1406%
			111,616,194	2,970	179,740	0	0	111,798,904	0.1406%
72	4736	GGC Grp							
		93734 Nassau Life & Ann Co	697,312	62,471,036	1,818,978	0	0	64,987,326	0.0817%
		93548 PHL Variable Ins Co	19,324,545	91,288	0	0	0	19,415,833	0.0244%
		67814 Nassau Life Ins Co	16,591,765	100,469	38,681	0	0	16,730,915	0.0210%
		68284 Nassau Life Ins Co of KS	9,972	0	33,635	0	0	43,607	0.0001%
			36,623,594	62,662,793	1,891,294	0	0	101,177,681	0.1272%
73	5014	Everlake Holdings Grp							
		70866 Everlake Assur Co	50,021,663	0	0	0	0	50,021,663	0.0629%
		60186 Everlake Life Ins Co	45,483,673	2,179,139	1,779,940	0	0	49,442,752	0.0622%
			95,505,336	2,179,139	1,779,940	0	0	99,464,415	0.1251%
74	449	FINANCIAL HOLDINGS GRP							
		61999 Americo Fin Life & Ann Ins Co	32,241,915	61,039,791	150,612	185,469	0	93,617,787	0.1177%
		90212 Great Southern Life Ins Co	3,549,576	262,970	122,214	28,174	0	3,962,934	0.0050%
		63487 Investors Life Ins Co N Amer	1,046,752	0	0	0	0	1,046,752	0.0013%
		66540 National Farmers Union Life Ins Co	385,541	61	0	0	0	385,602	0.0005%
		87645 United Fidelity Life Ins Co	298,962	7,086	0	774	0	306,822	0.0004%
			37,522,746	61,309,908	272,826	214,417	0	99,319,897	0.1249%
75	4888	Sterling Financial Ins Grp Inc							
		62952 SILAC Ins Co	30,832	97,313,802	767,571	565,483	0	98,677,688	0.1241%
		89184 Sterling Investors Life Ins Co	171,033	7,300	55,822	0	0	234,155	0.0003%
			201,865	97,321,102	823,393	565,483	0	98,911,843	0.1244%

2021 CALIFORNIA LIFE & ANNUITY MARKET SHARE REPORT

Premium Written During The Calendar Year

Sorted by Group Market Share

Source: NAIC Database

Active companies only

Rec #	Group #	Group Name NAIC # Company Name	[1] Life Insurance	[2] Annuity Considerations	[3] Accident and Health	[4] Deposit Type Contracts	[5] Other Considerations	[6] Total Premium Sum of [1] thru [5]	[7] Market Share
76	169	SENTRY INS GRP							
		68810 Sentry Life Ins Co	2,070,377	93,744,392	0	0	0	95,814,769	0.1205%
		71099 Parker Centennial Assur Co	0	1,924,997	0	0	0	1,924,997	0.0024%
			2,070,377	95,669,389	0	0	97,739,766	0.1229%	
77	704	OHIO NATL LIFE GRP							
		67172 Ohio Natl Life Ins Co	43,517,901	5,632,927	608,336	149,739	4,126,489	54,035,392	0.0680%
		89206 Ohio Natl Life Assur Corp	40,124,585	0	1,017,792	0	0	41,142,377	0.0517%
			83,642,486	5,632,927	1,626,128	149,739	4,126,489	95,177,769	0.1197%
78	4844	LIA Holdings Grp							
		60232 Lombard Intl Life Assur Co	676	79,256,145	0	0	0	79,256,821	0.0997%
			676	79,256,145	0	0	79,256,821	0.0997%	
79	276	Trustmark Mut Holding Co GRP							
		61425 Trustmark Ins Co	56,613,091	3,190	12,833,766	0	0	69,450,047	0.0873%
		62863 Trustmark Life Ins Co	289,736	0	3,912,560	0	0	4,202,296	0.0053%
			56,902,827	3,190	16,746,326	0	0	73,652,343	0.0926%
80	300	HORACE MANN GRP							
		87963 National Teachers Assoc Life Ins Co	417,195	0	35,838,824	0	0	36,256,019	0.0456%
		64513 Horace Mann Life Ins Co	7,097,890	23,464,118	7,632	141,808	0	30,711,448	0.0386%
		65781 Madison Natl Life Ins Co Inc	427,259	504,999	3,665,517	0	0	4,597,775	0.0058%
			7,942,344	23,969,117	39,511,973	141,808	0	71,565,242	0.0900%
81	60445	Sagicor Life Ins Co							
		60445 Sagicor Life Ins Co	4,345,766	61,512,208	1,723	5,523,589	0	71,383,286	0.0898%
			4,345,766	61,512,208	1,723	5,523,589	0	71,383,286	0.0898%

2021 CALIFORNIA LIFE & ANNUITY MARKET SHARE REPORT

Premium Written During The Calendar Year

Sorted by Group Market Share

Source: NAIC Database

Active companies only

Rec #	Group #	Group Name NAIC # Company Name	[1] Life Insurance	[2] Annuity Considerations	[3] Accident and Health	[4] Deposit Type Contracts	[5] Other Considerations	[6] Total Premium Sum of [1] thru [5]	[7] Market Share
82	451	FIDELITY SECURITY GRP 71870 Fidelity Security Life Ins Co	5,624,926	300,371	63,057,897	0	0	68,983,194	0.0868%
			5,624,926	300,371	63,057,897	0	0	68,983,194	0.0868%
83	8	ALLSTATE INS GRP 60534 American Heritage Life Ins Co 82538 National Hlth Ins Co	5,394,286	6,080	45,439,749	0	0	50,840,115	0.0639%
			76,184	0	17,275,469	0	0	17,351,653	0.0218%
			5,470,470	6,080	62,715,218	0	0	68,191,768	0.0858%
84	525	PAN AMER LIFE GRP 67539 Pan Amer Life Ins Co 66427 Mutual Trust Life Ins Co a Pan Amer 93459 Pan Amer Assur Co	324,844	16,480	34,169,324	0	0	34,510,648	0.0434%
			27,519,559	82,747	8,769	1,856	0	27,612,931	0.0347%
			2,621,551	0	0	0	0	2,621,551	0.0033%
			30,465,954	99,227	34,178,093	1,856	0	64,745,130	0.0814%
85	4213	Wilton Re Grp 69396 Texas Life Ins Co 62413 Wilcac Life Ins Co 60704 Wilton Reassur Life Co of NY	35,017,683	0	0	0	0	35,017,683	0.0440%
			25,636,916	62,370	877,519	1,906,083	0	28,482,888	0.0358%
			1,173,352	3,700	22,838	0	0	1,199,890	0.0015%
			61,827,951	66,070	900,357	1,906,083	0	64,700,461	0.0814%
86	574	AMERCO CORP GRP 76112 Oxford Life Ins Co	3,060,683	52,792,373	322,165	0	0	56,175,221	0.0706%
			3,060,683	52,792,373	322,165	0	0	56,175,221	0.0706%

2021 CALIFORNIA LIFE & ANNUITY MARKET SHARE REPORT

Premium Written During The Calendar Year

Sorted by Group Market Share

Source: NAIC Database

Active companies only

Rec #	Group #	Group Name NAIC # Company Name	[1] Life Insurance	[2] Annuity Considerations	[3] Accident and Health	[4] Deposit Type Contracts	[5] Other Considerations	[6] Total Premium Sum of [1] thru [5]	[7] Market Share
87	3436	Liberty Life Grp Trust Grp							
		68543 Liberty Bankers Life Ins Co	1,675,053	52,704,050	6,477	1,129,236	0	55,514,816	0.0698%
		61581 Capitol Life Ins Co	3,481	23,099	4,625	0	0	31,205	0.0000%
		66001 American Benefit Life Ins Co	5,993	2,425	0	0	0	8,418	0.0000%
			1,684,527	52,729,574	11,102	1,129,236	0	55,554,439	0.0699%
88	315	INDUSTRIAL ALLIANCE GRP							
		91693 IA Amer Life Ins Co	21,631,332	2,398,765	7,228	0	0	24,037,325	0.0302%
		68594 American Amicable Life Ins Co Of TX	14,891,771	941,255	0	0	0	15,833,026	0.0199%
		67148 Occidental Life Ins Co Of NC	3,865,018	1,585,281	0	0	0	5,450,299	0.0069%
		14406 Industrial Alliance Ins & Fin Serv I	3,580,241	1,730,786	0	0	0	5,311,027	0.0067%
		67873 Pioneer Amer Ins Co	3,716,194	93,903	0	0	0	3,810,097	0.0048%
		67946 Pioneer Security Life Ins Co	717,796	540	0	0	0	718,336	0.0009%
			48,402,352	6,750,530	7,228	0	0	55,160,110	0.0694%
89	4903	Calton Holdings Grp							
		71390 Puritan Life Ins Co of Amer	484,919	38,283,185	53,520	17,881	0	38,839,505	0.0488%
		84530 US Financial Life Ins Co	6,977,713	0	0	0	0	6,977,713	0.0088%
			7,462,632	38,283,185	53,520	17,881	0	45,817,218	0.0576%
90	4947	Prosperity Life Ins Grp							
		60183 S USA Life Ins Co Inc	2,966,964	38,090,471	21,341	0	0	41,078,776	0.0517%
			2,966,964	38,090,471	21,341	0	0	41,078,776	0.0517%
91	4941	National Western Life Grp							
		66850 National Western Life Ins Co	21,873,510	17,849,687	0	0	0	39,723,197	0.0500%
		67393 Ozark Natl Life Ins Co	171,159	0	616	0	0	171,775	0.0002%
			22,044,669	17,849,687	616	0	0	39,894,972	0.0502%

2021 CALIFORNIA LIFE & ANNUITY MARKET SHARE REPORT

Premium Written During The Calendar Year

Sorted by Group Market Share

Source: NAIC Database

Active companies only

Rec #	Group #	Group Name NAIC # Company Name	[1] Life Insurance	[2] Annuity Considerations	[3] Accident and Health	[4] Deposit Type Contracts	[5] Other Considerations	[6] Total Premium Sum of [1] thru [5]	[7] Market Share
92	661	BCBS of SC Grp 92444 Companion Life Ins Co of CA	1,138	8,000	36,206,472	3,091,875	0	39,307,485	0.0494%
			1,138	8,000	36,206,472	3,091,875	0	39,307,485	0.0494%
93	626	Chubb Ltd Grp 62146 Combined Ins Co Of Amer	5,976,202	0	31,301,288	0	0	37,277,490	0.0469%
			5,976,202	0	31,301,288	0	0	37,277,490	0.0469%
94	3527	American Enterprise Mut Grp 71480 Great Western Ins Co 60836 American Republic Ins Co 31119 Medico Ins Co	34,912,016 380,764 2,198	935,366 0 0	0 186,119 384,963	0 0 0	0 0 0	35,847,382 566,883 387,161	0.0451% 0.0007% 0.0005%
			35,294,978	935,366	571,082	0	0	36,801,426	0.0463%
95	64505	Homesteaders Life Co 64505 Homesteaders Life Co	36,032,654	456,522	0	0	0	36,489,176	0.0459%
			36,032,654	456,522	0	0	0	36,489,176	0.0459%
96	98	WR Berkley Corp GRP 64890 Berkley Life & Hlth Ins Co	2,643	0	36,100,101	0	0	36,102,744	0.0454%
			2,643	0	36,100,101	0	0	36,102,744	0.0454%
97	812	HIGHMARK GRP 93440 HM Life Ins Co	1,081	0	35,979,415	0	0	35,980,496	0.0453%
			1,081	0	35,979,415	0	0	35,980,496	0.0453%

2021 CALIFORNIA LIFE & ANNUITY MARKET SHARE REPORT

Premium Written During The Calendar Year

Sorted by Group Market Share

Source: NAIC Database

Active companies only

Rec #	Group #	Group Name NAIC # Company Name	[1] Life Insurance	[2] Annuity Considerations	[3] Accident and Health	[4] Deposit Type Contracts	[5] Other Considerations	[6] Total Premium Sum of [1] thru [5]	[7] Market Share
98	588	KANSAS CITY LIFE INS GRP							
		65129 Kansas City Life Ins Co	16,905,296	1,615,194	2,072,766	403,937	0	20,997,193	0.0264%
		67199 Old Amer Ins Co	4,610,642	0	20,449	0	0	4,631,091	0.0058%
		69272 Ibexis Life & Ann Ins Co	2,989,784	239,144	0	0	0	3,228,928	0.0041%
			24,505,722	1,854,338	2,093,215	403,937	0	28,857,212	0.0363%
99	781	UNION LABOR GRP							
		69744 Union Labor Life Ins Co	6,743,933	0	19,419,718	0	0	26,163,651	0.0329%
			6,743,933	0	19,419,718	0	0	26,163,651	0.0329%
100	1117	Manhattan Life Grp							
		61883 ManhattanLife Ins & Ann Co	476,799	0	12,746,896	0	0	13,223,695	0.0166%
		85189 Western United Life Assur Co	195	7,204,634	56,454	0	0	7,261,283	0.0091%
		63053 Family Life Ins Co	1,845,947	0	416,213	0	0	2,262,160	0.0028%
		65870 Manhattan Life Ins Co	991,714	64,824	208,841	0	0	1,265,379	0.0016%
			3,314,655	7,269,458	13,428,404	0	0	24,012,517	0.0302%
101	4862	Assurity Grp							
		71439 Assurity Life Ins Co	15,077,148	22,500	6,165,509	0	0	21,265,157	0.0267%
			15,077,148	22,500	6,165,509	0	0	21,265,157	0.0267%
102	215	Kemper Corp Grp							
		69930 United Ins Co Of Amer	19,605,562	0	572,191	0	0	20,177,753	0.0254%
		68462 Reserve Natl Ins Co	26,149	0	134,379	0	0	160,528	0.0002%
		68357 Reliable Life Ins Co	10,676	0	184	0	0	10,860	0.0000%
			19,642,387	0	706,754	0	0	20,349,141	0.0256%

2021 CALIFORNIA LIFE & ANNUITY MARKET SHARE REPORT

Premium Written During The Calendar Year

Sorted by Group Market Share

Source: NAIC Database

Active companies only

Rec #	Group #	Group Name NAIC # Company Name	[1] Life Insurance	[2] Annuity Considerations	[3] Accident and Health	[4] Deposit Type Contracts	[5] Other Considerations	[6] Total Premium Sum of [1] thru [5]	[7] Market Share
103	4553	Savings Bank Life Grp 70435 The Savings Bank Mut Life Ins Co of	19,664,447	571,479	0	0	0	20,235,926	0.0255%
			19,664,447	571,479	0	0	0	20,235,926	0.0255%
104	7	FEDERATED MUT GRP 63258 Federated Life Ins Co	14,656,717	1,141,880	2,367,265	0	0	18,165,862	0.0228%
			14,656,717	1,141,880	2,367,265	0	0	18,165,862	0.0228%
105	23	BCS INS GRP 80985 4 Ever Life Ins Co	444,759	0	16,257,001	1,258	0	16,703,018	0.0210%
			444,759	0	16,257,001	1,258	0	16,703,018	0.0210%
106	63290	Fidelity Life Assn A Legal Reserve L 63290 Fidelity Life Assn A Legal Reserve L	15,665,537	0	29,152	0	0	15,694,689	0.0197%
			15,665,537	0	29,152	0	0	15,694,689	0.0197%
107	367	PHYSICIANS MUT GRP 72125 Physicians Life Ins Co	14,380,892	9,800	449,293	141,149	0	14,981,134	0.0188%
			14,380,892	9,800	449,293	141,149	0	14,981,134	0.0188%
108	244	CINCINNATI FIN GRP 76236 The Cincinnati Life Ins Co	8,808,763	2,851,529	15,651	0	0	11,675,943	0.0147%
			8,808,763	2,851,529	15,651	0	0	11,675,943	0.0147%
109	69310	Surety Life Ins Co 69310 Surety Life Ins Co	10,560,408	118,113	8,288	0	0	10,686,809	0.0134%
			10,560,408	118,113	8,288	0	0	10,686,809	0.0134%

2021 CALIFORNIA LIFE & ANNUITY MARKET SHARE REPORT

Premium Written During The Calendar Year

Sorted by Group Market Share

Source: NAIC Database

Active companies only

Rec #	Group #	Group Name NAIC # Company Name	[1] Life Insurance	[2] Annuity Considerations	[3] Accident and Health	[4] Deposit Type Contracts	[5] Other Considerations	[6] Total Premium Sum of [1] thru [5]	[7] Market Share
110	4639	RGA Inc Grp							
		93572 RGA Reins Co	0	0	8,386,126	0	0	8,386,126	0.0105%
		61182 Aurora Natl Life Assur Co	1,957,400	0	0	-135,501	0	1,821,899	0.0023%
			1,957,400	0	8,386,126	-135,501	0	10,208,025	0.0128%
111	60216	Amalgamated Life Ins Co							
		60216 Amalgamated Life Ins Co	202,556	0	9,245,049	0	0	9,447,605	0.0119%
			202,556	0	9,245,049	0	0	9,447,605	0.0119%
112	454	SECURITY NATL GRP							
		69485 Security Natl Life Ins Co	8,651,072	221,746	1,049	9,601	0	8,883,468	0.0112%
			8,651,072	221,746	1,049	9,601	0	8,883,468	0.0112%
113	5021	OneMain Holdings Inc Grp							
		60518 American Hlth & Life Ins Co	5,403,427	0	3,405,898	22,202	0	8,831,527	0.0111%
			5,403,427	0	3,405,898	22,202	0	8,831,527	0.0111%
114	68772	Security Mut Life Ins Co Of NY							
		68772 Security Mut Life Ins Co Of NY	8,398,704	5,865	14,240	0	0	8,418,809	0.0106%
			8,398,704	5,865	14,240	0	0	8,418,809	0.0106%
115	77879	5 Star Life Ins Co							
		77879 5 Star Life Ins Co	7,769,911	0	196,747	0	0	7,966,658	0.0100%
			7,769,911	0	196,747	0	0	7,966,658	0.0100%
116	181	SWISS RE GRP							
		73504 Lumico Life Ins Co	6,978,796	0	62,224	0	0	7,041,020	0.0089%
		85561 Elips Life Ins Co	6,541	0	825	0	0	7,366	0.0000%
			6,985,337	0	63,049	0	0	7,048,386	0.0089%

2021 CALIFORNIA LIFE & ANNUITY MARKET SHARE REPORT

Premium Written During The Calendar Year

Sorted by Group Market Share

Source: NAIC Database

Active companies only

Rec #	Group #	Group Name NAIC # Company Name	[1] Life Insurance	[2] Annuity Considerations	[3] Accident and Health	[4] Deposit Type Contracts	[5] Other Considerations	[6] Total Premium Sum of [1] thru [5]	[7] Market Share
117	535	COLUMBIAN LIFE GRP							
		76023 Columbian Life Ins Co	6,665,669	300	0	0	0	6,665,969	0.0084%
		62103 Columbian Mut Life Ins Co	188,712	5,878	15,504	0	0	210,094	0.0003%
			6,854,381	6,178	15,504	0	0	6,876,063	0.0086%
118	572	BCBS OF MI GRP							
		77720 LifeSecure Ins Co	285,836	36,604	6,547,708	0	0	6,870,148	0.0086%
			285,836	36,604	6,547,708	0	0	6,870,148	0.0086%
119	28	AMICA MUT GRP							
		72222 Amica Life Ins Co	6,229,052	117,017	0	0	0	6,346,069	0.0080%
			6,229,052	117,017	0	0	0	6,346,069	0.0080%
120	5016	Aquarian Investors Heritage Holdings Grp							
		64904 Investors Heritage Life Ins Co	29,384	5,857,776	0	0	0	5,887,160	0.0074%
			29,384	5,857,776	0	0	0	5,887,160	0.0074%
121	2878	United Heritage Mut Grp							
		63983 United Heritage Life Ins Co	2,953,657	2,874,284	52,492	378	0	5,880,811	0.0074%
			2,953,657	2,874,284	52,492	378	0	5,880,811	0.0074%
122	1186	Lifetime HlthCare Grp							
		69515 Medamerica Ins Co	0	0	5,878,175	0	0	5,878,175	0.0074%
			0	0	5,878,175	0	0	5,878,175	0.0074%
123	542	INDIANA FARM BUREAU Grp							
		69892 United Farm Family Life Ins Co	3,925,165	25	0	365	0	3,925,555	0.0049%
		69922 United Home Life Ins Co	1,013,263	0	6,126	0	0	1,019,389	0.0013%
			4,938,428	25	6,126	365	0	4,944,944	0.0062%

2021 CALIFORNIA LIFE & ANNUITY MARKET SHARE REPORT

Premium Written During The Calendar Year

Sorted by Group Market Share

Source: NAIC Database

Active companies only

Rec #	Group #	Group Name NAIC # Company Name	[1] Life Insurance	[2] Annuity Considerations	[3] Accident and Health	[4] Deposit Type Contracts	[5] Other Considerations	[6] Total Premium Sum of [1] thru [5]	[7] Market Share
124	615	BENEFICIAL LIFE GRP 61395 Beneficial Life Ins Co	4,705,002	156,849	0	3,965	0	4,865,816	0.0061%
			4,705,002	156,849	0	3,965	0	4,865,816	0.0061%
125	4955	Powell Ins Grp 78662 Senior Life Ins Co	4,822,224	0	0	0	0	4,822,224	0.0061%
			4,822,224	0	0	0	0	4,822,224	0.0061%
126	93521	Granular Ins Co 93521 Granular Ins Co	0	0	4,576,587	0	0	4,576,587	0.0058%
			0	0	4,576,587	0	0	4,576,587	0.0058%
127	4712	GPM Life Grp 63967 Government Personnel Mut Life Ins Co 67059 GPM Hlth & Life Ins Co	3,300,561	15,356	28,902	0	0	3,344,819	0.0042%
			1,071,046	85,728	55,813	0	0	1,212,587	0.0015%
			4,371,607	101,084	84,715	0	0	4,557,406	0.0057%
128	581	BOSTON MUT GRP 61476 Boston Mut Life Ins Co	2,631,652	0	1,804,836	0	0	4,436,488	0.0056%
			2,631,652	0	1,804,836	0	0	4,436,488	0.0056%
129	2858	Homesield Capital Grp 81779 Individual Assur Co Life Hlth & Acc 99724 LifeShield Natl Ins Co	0	0	3,651,753	0	0	3,651,753	0.0046%
			193,300	0	562,931	0	0	756,231	0.0010%
			193,300	0	4,214,684	0	0	4,407,984	0.0055%
130	477	Renaissance Hlth Serv Corp Grp 61700 Renaissance Life & Hlth Ins Co of Am	9,965	0	3,962,525	0	0	3,972,490	0.0050%
			9,965	0	3,962,525	0	0	3,972,490	0.0050%

2021 CALIFORNIA LIFE & ANNUITY MARKET SHARE REPORT

Premium Written During The Calendar Year

Sorted by Group Market Share

Source: NAIC Database

Active companies only

Rec #	Group #	Group Name NAIC # Company Name	[1] Life Insurance	[2] Annuity Considerations	[3] Accident and Health	[4] Deposit Type Contracts	[5] Other Considerations	[6] Total Premium Sum of [1] thru [5]	[7] Market Share
131	11121	Unified Life Ins Co 11121 Unified Life Ins Co	438,793	2,554	3,462,536	0	0	3,903,883	0.0049%
			438,793	2,554	3,462,536	0	0	3,903,883	0.0049%
132	687	GUARANTEE TRUST GRP 64211 Guarantee Trust Life Ins Co	1,718,226	6,459	2,088,282	70,893	0	3,883,860	0.0049%
			1,718,226	6,459	2,088,282	70,893	0	3,883,860	0.0049%
133	71404	Continental Gen Ins Co 71404 Continental Gen Ins Co	145,593	445,487	2,867,668	0	0	3,458,748	0.0043%
			145,593	445,487	2,867,668	0	0	3,458,748	0.0043%
134	917	HCSC GRP 71129 Dearborn Life Ins Co	1,140,603	0	1,815,709	407,295	0	3,363,607	0.0042%
			1,140,603	0	1,815,709	407,295	0	3,363,607	0.0042%
135	84174	ELCO Mut Life & Ann 84174 ELCO Mut Life & Ann	10,321	2,462,245	0	700,797	0	3,173,363	0.0040%
			10,321	2,462,245	0	700,797	0	3,173,363	0.0040%
136	61212	Baltimore Life Ins Co 61212 Baltimore Life Ins Co	2,472,195	0	5,615	686,557	0	3,164,367	0.0040%
			2,472,195	0	5,615	686,557	0	3,164,367	0.0040%
137	90638	Best Life & Hlth Ins Co 90638 Best Life & Hlth Ins Co	200,177	0	2,709,727	0	0	2,909,904	0.0037%
			200,177	0	2,709,727	0	0	2,909,904	0.0037%

2021 CALIFORNIA LIFE & ANNUITY MARKET SHARE REPORT

Premium Written During The Calendar Year

Sorted by Group Market Share

Source: NAIC Database

Active companies only

Rec #	Group #	Group Name NAIC # Company Name	[1] Life Insurance	[2] Annuity Considerations	[3] Accident and Health	[4] Deposit Type Contracts	[5] Other Considerations	[6] Total Premium Sum of [1] thru [5]	[7] Market Share
138	4877	TWA & AMFI Corp Grp							
		69566 Trans World Assur Co	1,670,498	311,781	0	0	0	1,982,279	0.0025%
		60429 American Fidelity Life Ins Co	476,236	55,144	0	0	0	531,380	0.0007%
			2,146,734	366,925	0	0	0	2,513,659	0.0032%
139	520	NEW ERA LIFE GRP							
		67784 Philadelphia Amer Life Ins Co	0	0	2,413,966	0	0	2,413,966	0.0030%
		69698 New Era Life Ins Co Of Midwest	8,939	1,100	0	8,664	0	18,703	0.0000%
		78743 New Era Life Ins Co	1,426	0	0	640	0	2,066	0.0000%
			10,365	1,100	2,413,966	9,304	0	2,434,735	0.0031%
140	801	DIRECTORS INVESTMENT GRP							
		99775 Funeral Directors Life Ins Co	1,228,071	1,109,274	0	0	0	2,337,345	0.0029%
			1,228,071	1,109,274	0	0	0	2,337,345	0.0029%
141	350	General Electric Grp							
		62596 Union Fidelity Life Ins Co	650,533	0	1,624,374	59,283	0	2,334,190	0.0029%
			650,533	0	1,624,374	59,283	0	2,334,190	0.0029%
142	344	CHURCH PENSION FUND GRP							
		61875 Church Life Ins Corp	1,680,418	625,785	0	0	0	2,306,203	0.0029%
			1,680,418	625,785	0	0	0	2,306,203	0.0029%
143	67180	Ohio State Life Ins Co							
		67180 Ohio State Life Ins Co	2,031,300	622	0	156	0	2,032,078	0.0026%
			2,031,300	622	0	156	0	2,032,078	0.0026%

2021 CALIFORNIA LIFE & ANNUITY MARKET SHARE REPORT

Premium Written During The Calendar Year

Sorted by Group Market Share

Source: NAIC Database

Active companies only

Rec #	Group #	Group Name NAIC # Company Name	[1] Life Insurance	[2] Annuity Considerations	[3] Accident and Health	[4] Deposit Type Contracts	[5] Other Considerations	[6] Total Premium Sum of [1] thru [5]	[7] Market Share
144	473	AMERICAN FAMILY INS GRP 60399 American Family Life Ins Co	1,961,227	3,000	0	0	0	1,964,227	0.0025%
			1,961,227	3,000	0	0	0	1,964,227	0.0025%
145	4966	Insurance Capital Grp 63223 Federal Life Ins Co	1,682,046	69,700	13,255	0	0	1,765,001	0.0022%
			1,682,046	69,700	13,255	0	0	1,765,001	0.0022%
146	4827	GBIG Holdings Inc Grp 93777 Pavonia Life Ins Co of MI	1,470,521	0	16,987	0	0	1,487,508	0.0019%
			1,470,521	0	16,987	0	0	1,487,508	0.0019%
147	55	AUTOMOBILE CLUB MI GRP 84522 Auto Club Life Ins Co	1,033,522	395,402	6,804	0	0	1,435,728	0.0018%
			1,033,522	395,402	6,804	0	0	1,435,728	0.0018%
148	63819	Unity Financial Life Ins Co 63819 Unity Financial Life Ins Co	1,432,014	0	0	0	0	1,432,014	0.0018%
			1,432,014	0	0	0	0	1,432,014	0.0018%
149	64580	Illinois Mut Life Ins Co 64580 Illinois Mut Life Ins Co	1,137,762	0	135,737	0	0	1,273,499	0.0016%
			1,137,762	0	135,737	0	0	1,273,499	0.0016%
150	150	OLD REPUBLIC GRP 67261 Old Republic Life Ins Co	1,110,596	0	856	0	0	1,111,452	0.0014%
			1,110,596	0	856	0	0	1,111,452	0.0014%

2021 CALIFORNIA LIFE & ANNUITY MARKET SHARE REPORT

Premium Written During The Calendar Year

Sorted by Group Market Share

Source: NAIC Database

Active companies only

Rec #	Group #	Group Name NAIC # Company Name	[1] Life Insurance	[2] Annuity Considerations	[3] Accident and Health	[4] Deposit Type Contracts	[5] Other Considerations	[6] Total Premium Sum of [1] thru [5]	[7] Market Share
151	62928	EMC Natl Life Co 62928 EMC Natl Life Co	780,642	56,870	571	6,452	0	844,535	0.0011%
			780,642	56,870	571	6,452	0	844,535	0.0011%
152	71471	Ability Ins Co 71471 Ability Ins Co	7,375	0	780,216	0	0	787,591	0.0010%
			7,375	0	780,216	0	0	787,591	0.0010%
153	5026	21st Century Life & Health Co Grp 65080 John Alden Life Ins Co	466,495	0	302,530	0	0	769,025	0.0010%
			466,495	0	302,530	0	0	769,025	0.0010%
154	440	REGAL REINS GRP 66265 Monarch Life Ins Co	65,327	0	530,054	0	0	595,381	0.0007%
			65,327	0	530,054	0	0	595,381	0.0007%
155	4988	Bayview Asset Management Grp 68446 Oceanview Life & Annuity Co	7,798	501,271	9,762	0	0	518,831	0.0007%
			7,798	501,271	9,762	0	0	518,831	0.0007%
156	19	Assurant Inc Grp 60275 American Bankers Life Assur Co Of FL	179,387	0	117,258	0	0	296,645	0.0004%
			179,387	0	117,258	0	0	296,645	0.0004%
157	876	ARKANSAS BCBS GRP 97985 LifeMap Assur Co	161,952	0	17,240	0	0	179,192	0.0002%
			161,952	0	17,240	0	0	179,192	0.0002%

2021 CALIFORNIA LIFE & ANNUITY MARKET SHARE REPORT

Premium Written During The Calendar Year

Sorted by Group Market Share

Source: NAIC Database

Active companies only

Rec #	Group #	Group Name NAIC # Company Name	[1] Life Insurance	[2] Annuity Considerations	[3] Accident and Health	[4] Deposit Type Contracts	[5] Other Considerations	[6] Total Premium Sum of [1] thru [5]	[7] Market Share
158	31	BERKSHIRE HATHAWAY GRP							
		97764 Idealife Ins Co	104,131	1,188	0	0	0	105,319	0.0001%
		82880 CSI Life Ins Co	6,784	0	0	0	0	6,784	0.0000%
		76007 Old United Life Ins Co	400	0	0	0	0	400	0.0000%
			111,315	1,188	0	0	0	112,503	0.0001%
159	450	GENEVE HOLDINGS INC GRP							
		69078 Standard Security Life Ins Co Of NY	9,828	0	69,768	0	0	79,596	0.0001%
			9,828	0	69,768	0	0	79,596	0.0001%
160	690	CENTRAL STATES GRP							
		61751 Central States H & L Co Of Omaha	30,800	0	45,408	0	0	76,208	0.0001%
			30,800	0	45,408	0	0	76,208	0.0001%
161	629	PLATEAU GRP							
		97152 Plateau Ins Co	24,950	0	36,962	0	0	61,912	0.0001%
			24,950	0	36,962	0	0	61,912	0.0001%
162	62154	Ladder Life Ins Co							
		62154 Ladder Life Ins Co	14,987	0	0	0	0	14,987	0.0000%
			14,987	0	0	0	0	14,987	0.0000%
163	42129	United Security Assur Co Of PA							
		42129 United Security Assur Co Of PA	0	0	12,202	0	0	12,202	0.0000%
			0	0	12,202	0	0	12,202	0.0000%
164	4968	Brickell Grp							
		65951 Merit Life Ins Co	10,510	0	-3,531	0	0	6,979	0.0000%
			10,510	0	-3,531	0	0	6,979	0.0000%

2021 CALIFORNIA LIFE & ANNUITY MARKET SHARE REPORT

Premium Written During The Calendar Year

Sorted by Group Market Share

Source: NAIC Database

Active companies only

Rec #	Group #	Group Name NAIC # Company Name	[1] Life Insurance	[2] Annuity Considerations	[3] Accident and Health	[4] Deposit Type Contracts	[5] Other Considerations	[6] Total Premium Sum of [1] thru [5]	[7] Market Share
165	71323	Langhorne Reins AZ Ltd							
		71323 Langhorne Reins AZ Ltd	1,448	0	0	0	0	1,448	0.0000%
			1,448	0	0	0	0	1,448	0.0000%
166	70955	USA Life One Ins Co Of IN							
		70955 USA Life One Ins Co Of IN	529	0	0	0	0	529	0.0000%
			529	0	0	0	0	529	0.0000%
Total:			20,826,509,903	27,676,727,950	16,582,512,452	3,279,460,277	11,146,827,264	79,512,037,846	100.0000%

2021 CALIFORNIA LIFE & ANNUITY MARKET SHARE REPORT

Premium Written During The Calendar Year

Sorted by Group Name

Source: NAIC Database

Active companies only

Rec #	Group #	Group Name NAIC # Company Name	[1] Life Insurance	[2] Annuity Considerations	[3] Accident and Health	[4] Deposit Type Contracts	[5] Other Considerations	[6] Total Premium Sum of [1] thru [5]	[7] Market Share
1	5026	21st Century Life & Health Co Grp 65080 John Alden Life Ins Co	466,495	0	302,530	0	0	769,025	0.0010%
			466,495	0	302,530	0	0	769,025	0.0010%
2	77879	5 Star Life Ins Co 77879 5 Star Life Ins Co	7,769,911	0	196,747	0	0	7,966,658	0.0100%
			7,769,911	0	196,747	0	0	7,966,658	0.0100%
3	4853	AAA Life Grp 71854 AAA Life Ins Co	320,084,299	14,400,583	15,512,225	390,942	0	350,388,049	0.4407%
			320,084,299	14,400,583	15,512,225	390,942	0	350,388,049	0.4407%
4	71471	Ability Ins Co 71471 Ability Ins Co	7,375	0	780,216	0	0	787,591	0.0010%
			7,375	0	780,216	0	0	787,591	0.0010%
5	4824	Advantage Capital Grp 68802 Sentinel Security Life Ins Co	2,241,176	244,480,763	114,007	17,796	0	246,853,742	0.3105%
			2,241,176	244,480,763	114,007	17,796	0	246,853,742	0.3105%
6	468	Aegon US Holding Grp 86231 Transamerica Life Ins Co 70688 Transamerica Financial Life Ins Co	1,099,255,933 1,160,285	195,720,404 984,503	137,718,423 290,439	411,615 0	461,178,761 1,157,153,238	1,894,285,136 1,159,588,465	2.3824% 1.4584%
			1,100,416,218	196,704,907	138,008,862	411,615	1,618,331,999	3,053,873,601	3.8408%

2021 CALIFORNIA LIFE & ANNUITY MARKET SHARE REPORT

Premium Written During The Calendar Year

Sorted by Group Name

Source: NAIC Database

Active companies only

Rec #	Group #	Group Name NAIC # Company Name	[1] Life Insurance	[2] Annuity Considerations	[3] Accident and Health	[4] Deposit Type Contracts	[5] Other Considerations	[6] Total Premium Sum of [1] thru [5]	[7] Market Share
7	370	AFLAC Grp							
		60380 American Family Life Assur Co of Col	27,385,342	0	351,639,310	0	0	379,024,652	0.4767%
		71730 Continental Amer Ins Co	1,472,918	0	62,285,193	0	0	63,758,111	0.0802%
		92908 Tier One Ins Co	0	0	21,974	0	0	21,974	0.0000%
			28,858,260	0	413,946,477	0	0	442,804,737	0.5569%
8	761	ALLIANZ INS GRP							
		90611 Allianz Life Ins Co Of N Amer	295,032,768	1,625,921,812	8,765,061	0	0	1,929,719,641	2.4270%
			295,032,768	1,625,921,812	8,765,061	0	0	1,929,719,641	2.4270%
9	8	ALLSTATE INS GRP							
		60534 American Heritage Life Ins Co	5,394,286	6,080	45,439,749	0	0	50,840,115	0.0639%
		82538 National Hlth Ins Co	76,184	0	17,275,469	0	0	17,351,653	0.0218%
			5,470,470	6,080	62,715,218	0	0	68,191,768	0.0858%
10	60216	Amalgamated Life Ins Co							
		60216 Amalgamated Life Ins Co	202,556	0	9,245,049	0	0	9,447,605	0.0119%
			202,556	0	9,245,049	0	0	9,447,605	0.0119%
11	574	AMERCO CORP GRP							
		76112 Oxford Life Ins Co	3,060,683	52,792,373	322,165	0	0	56,175,221	0.0706%
			3,060,683	52,792,373	322,165	0	0	56,175,221	0.0706%
12	3527	American Enterprise Mut Grp							
		71480 Great Western Ins Co	34,912,016	935,366	0	0	0	35,847,382	0.0451%
		60836 American Republic Ins Co	380,764	0	186,119	0	0	566,883	0.0007%
		31119 Medico Ins Co	2,198	0	384,963	0	0	387,161	0.0005%
			35,294,978	935,366	571,082	0	0	36,801,426	0.0463%

2021 CALIFORNIA LIFE & ANNUITY MARKET SHARE REPORT

Premium Written During The Calendar Year

Sorted by Group Name

Source: NAIC Database

Active companies only

Rec #	Group #	Group Name NAIC # Company Name	[1] Life Insurance	[2] Annuity Considerations	[3] Accident and Health	[4] Deposit Type Contracts	[5] Other Considerations	[6] Total Premium Sum of [1] thru [5]	[7] Market Share
13	2658	American Equity Investment Grp							
		92738 American Equity Invest Life Ins Co	11,553	129,659,689	0	1,173,166	0	130,844,408	0.1646%
		13183 Eagle Life Ins Co	0	31,058,156	0	0	0	31,058,156	0.0391%
			11,553	160,717,845	0	1,173,166	0	161,902,564	0.2036%
14	473	AMERICAN FAMILY INS GRP							
		60399 American Family Life Ins Co	1,961,227	3,000	0	0	0	1,964,227	0.0025%
			1,961,227	3,000	0	0	0	1,964,227	0.0025%
15	330	AMERICAN FIDELITY CORP GRP							
		60410 American Fidelity Assur Co	53,723,931	120,264,646	210,606,998	0	0	384,595,575	0.4837%
		60801 American Public Life Ins Co	16,348	0	752,463	0	0	768,811	0.0010%
			53,740,279	120,264,646	211,359,461	0	0	385,364,386	0.4847%
16	12	AMERICAN INTL GRP							
		60488 American Gen Life Ins Co	597,236,255	1,520,581,536	5,058,599	29,930,859	0	2,152,807,249	2.7075%
		70238 Variable Ann Life Ins Co	0	242,580,282	0	33,827,538	0	276,407,820	0.3476%
		70106 United States Life Ins Co in the Cit	2,479,172	654,231	1,364,221	0	0	4,497,624	0.0057%
			599,715,427	1,763,816,049	6,422,820	63,758,397	0	2,433,712,693	3.0608%
17	408	AMERICAN NATL FIN GRP							
		60739 American Natl Ins Co	101,822,382	250,321,901	794,146	7,115,905	0	360,054,334	0.4528%
		86355 Standard Life & Accident Ins Co	699,768	12,200	6,835,816	0	0	7,547,784	0.0095%
		71773 American Natl Life Ins Co Of TX	127,555	0	6,878,203	0	0	7,005,758	0.0088%
		63657 Garden State Life Ins Co	1,135,883	0	203,226	0	0	1,339,109	0.0017%
			103,785,588	250,334,101	14,711,391	7,115,905	0	375,946,985	0.4728%

2021 CALIFORNIA LIFE & ANNUITY MARKET SHARE REPORT

Premium Written During The Calendar Year

Sorted by Group Name

Source: NAIC Database

Active companies only

Rec #	Group #	Group Name NAIC # Company Name	[1] Life Insurance	[2] Annuity Considerations	[3] Accident and Health	[4] Deposit Type Contracts	[5] Other Considerations	[6] Total Premium Sum of [1] thru [5]	[7] Market Share
18	4	Ameriprise Fin Grp 65005 RiverSource Life Ins Co	121,905,311	494,551,386	25,493,192	0	0	641,949,889	0.8074%
			121,905,311	494,551,386	25,493,192	0	0	641,949,889	0.8074%
19	943	Ameritas Mut Holding GRP 61301 Ameritas Life Ins Corp	100,131,700	192,300,910	122,606,558	12,717,016	0	427,756,184	0.5380%
			100,131,700	192,300,910	122,606,558	12,717,016	0	427,756,184	0.5380%
20	28	AMICA MUT GRP 72222 Amica Life Ins Co	6,229,052	117,017	0	0	0	6,346,069	0.0080%
			6,229,052	117,017	0	0	0	6,346,069	0.0080%
21	671	Anthem Inc Grp 62825 Anthem Blue Cross Life & Hlth Ins Co 61069 Anthem Life Ins Co 80314 Unicare Life & Hlth Ins Co	61,518,643	0	1,738,274,771	0	0	1,799,793,414	2.2635%
			5,530,343	0	79,434,331	0	0	84,964,674	0.1069%
			829,573	0	1,543,502	0	0	2,373,075	0.0030%
			67,878,559	0	1,819,252,604	0	0	1,887,131,163	2.3734%
22	4734	Apollo Global Mgmt Grp 61689 Athene Ann & Life Co 80942 Venerable Ins & Ann Co 61492 Athene Annuity & Life Assur Co 68039 Athene Ann & Life Assur Co of NY	6,293,888	2,333,052,253	45,764	0	0	2,339,391,905	2.9422%
			1,395,367	6,112,864	144	0	0	7,508,375	0.0094%
			2,767,686	70,997	625,313	0	0	3,463,996	0.0044%
			306,824	110,144	0	0	0	416,968	0.0005%
			10,763,765	2,339,346,258	671,221	0	0	2,350,781,244	2.9565%
23	5016	Aquarian Investors Heritage Holdings Grp 64904 Investors Heritage Life Ins Co	29,384	5,857,776	0	0	0	5,887,160	0.0074%
			29,384	5,857,776	0	0	0	5,887,160	0.0074%

2021 CALIFORNIA LIFE & ANNUITY MARKET SHARE REPORT

Premium Written During The Calendar Year

Sorted by Group Name

Source: NAIC Database

Active companies only

Rec #	Group #	Group Name NAIC # Company Name	[1] Life Insurance	[2] Annuity Considerations	[3] Accident and Health	[4] Deposit Type Contracts	[5] Other Considerations	[6] Total Premium Sum of [1] thru [5]	[7] Market Share
24	876	ARKANSAS BCBS GRP 97985 LifeMap Assur Co	161,952	0	17,240	0	0	179,192	0.0002%
			161,952	0	17,240	0	0	179,192	0.0002%
25	19	Assurant Inc Grp 60275 American Bankers Life Assur Co Of FL	179,387	0	117,258	0	0	296,645	0.0004%
			179,387	0	117,258	0	0	296,645	0.0004%
26	4862	Assurity Grp 71439 Assurity Life Ins Co	15,077,148	22,500	6,165,509	0	0	21,265,157	0.0267%
			15,077,148	22,500	6,165,509	0	0	21,265,157	0.0267%
27	55	AUTOMOBILE CLUB MI GRP 84522 Auto Club Life Ins Co	1,033,522	395,402	6,804	0	0	1,435,728	0.0018%
			1,033,522	395,402	6,804	0	0	1,435,728	0.0018%
28	61212	Baltimore Life Ins Co 61212 Baltimore Life Ins Co	2,472,195	0	5,615	686,557	0	3,164,367	0.0040%
			2,472,195	0	5,615	686,557	0	3,164,367	0.0040%
29	872	BANNER LIFE GRP 94250 Banner Life Ins Co	131,276,588	14,463,984	1,002,613	0	0	146,743,185	0.1846%
			131,276,588	14,463,984	1,002,613	0	0	146,743,185	0.1846%
30	4988	Bayview Asset Management Grp 68446 Oceanview Life & Annuity Co	7,798	501,271	9,762	0	0	518,831	0.0007%
			7,798	501,271	9,762	0	0	518,831	0.0007%

2021 CALIFORNIA LIFE & ANNUITY MARKET SHARE REPORT

Premium Written During The Calendar Year

Sorted by Group Name

Source: NAIC Database

Active companies only

Rec #	Group #	Group Name NAIC # Company Name	[1] Life Insurance	[2] Annuity Considerations	[3] Accident and Health	[4] Deposit Type Contracts	[5] Other Considerations	[6] Total Premium Sum of [1] thru [5]	[7] Market Share
31	572	BCBS OF MI GRP 77720 LifeSecure Ins Co	285,836	36,604	6,547,708	0	0	6,870,148	0.0086%
			285,836	36,604	6,547,708	0	0	6,870,148	0.0086%
32	661	BCBS of SC Grp 92444 Companion Life Ins Co of CA	1,138	8,000	36,206,472	3,091,875	0	39,307,485	0.0494%
			1,138	8,000	36,206,472	3,091,875	0	39,307,485	0.0494%
33	23	BCS INS GRP 80985 4 Ever Life Ins Co	444,759	0	16,257,001	1,258	0	16,703,018	0.0210%
			444,759	0	16,257,001	1,258	0	16,703,018	0.0210%
34	615	BENEFICIAL LIFE GRP 61395 Beneficial Life Ins Co	4,705,002	156,849	0	3,965	0	4,865,816	0.0061%
			4,705,002	156,849	0	3,965	0	4,865,816	0.0061%
35	31	BERKSHIRE HATHAWAY GRP 97764 Idealife Ins Co 82880 CSI Life Ins Co 76007 Old United Life Ins Co	104,131 6,784 400	1,188 0 0	0 0 0	0 0 0	0 0 0	105,319 6,784 400	0.0001% 0.0000% 0.0000%
			111,315	1,188	0	0	0	112,503	0.0001%
36	90638	Best Life & Hlth Ins Co 90638 Best Life & Hlth Ins Co	200,177	0	2,709,727	0	0	2,909,904	0.0037%
			200,177	0	2,709,727	0	0	2,909,904	0.0037%

2021 CALIFORNIA LIFE & ANNUITY MARKET SHARE REPORT

Premium Written During The Calendar Year

Sorted by Group Name

Source: NAIC Database

Active companies only

Rec #	Group #	Group Name NAIC # Company Name	[1] Life Insurance	[2] Annuity Considerations	[3] Accident and Health	[4] Deposit Type Contracts	[5] Other Considerations	[6] Total Premium Sum of [1] thru [5]	[7] Market Share
37	2798	Blue Shield of CA Grp 61557 Blue Shield of CA Life & Hlth Ins Co	10,343,596	0	220,830,091	0	0	231,173,687	0.2907%
			10,343,596	0	220,830,091	0	0	231,173,687	0.2907%
38	581	BOSTON MUT GRP 61476 Boston Mut Life Ins Co	2,631,652	0	1,804,836	0	0	4,436,488	0.0056%
			2,631,652	0	1,804,836	0	0	4,436,488	0.0056%
39	4968	Brickell Grp 65951 Merit Life Ins Co	10,510	0	-3,531	0	0	6,979	0.0000%
			10,510	0	-3,531	0	0	6,979	0.0000%
40	4932	Brighthouse Holdings Grp 87726 Brighthouse Life Ins Co 91626 New England Life Ins Co	202,415,093	771,846,197	9,543,842	40,950	25,713	983,871,795	1.2374%
			9,286,205	200,701	32,523	0	0	9,519,429	0.0120%
			211,701,298	772,046,898	9,576,365	40,950	25,713	993,391,224	1.2494%
41	4903	Calton Holdings Grp 71390 Puritan Life Ins Co of Amer 84530 US Financial Life Ins Co	484,919	38,283,185	53,520	17,881	0	38,839,505	0.0488%
			6,977,713	0	0	0	0	6,977,713	0.0088%
			7,462,632	38,283,185	53,520	17,881	0	45,817,218	0.0576%
42	1295	CENTENE CORP GRP 66141 Health Net Life Ins Co	863,110	0	842,135,677	0	0	842,998,787	1.0602%
			863,110	0	842,135,677	0	0	842,998,787	1.0602%

2021 CALIFORNIA LIFE & ANNUITY MARKET SHARE REPORT

Premium Written During The Calendar Year

Sorted by Group Name

Source: NAIC Database

Active companies only

Rec #	Group #	Group Name NAIC # Company Name	[1] Life Insurance	[2] Annuity Considerations	[3] Accident and Health	[4] Deposit Type Contracts	[5] Other Considerations	[6] Total Premium Sum of [1] thru [5]	[7] Market Share
43	690	CENTRAL STATES GRP 61751 Central States H & L Co Of Omaha	30,800	0	45,408	0	0	76,208	0.0001%
			30,800	0	45,408	0	0	76,208	0.0001%
44	626	Chubb Ltd Grp 62146 Combined Ins Co Of Amer	5,976,202	0	31,301,288	0	0	37,277,490	0.0469%
			5,976,202	0	31,301,288	0	0	37,277,490	0.0469%
45	344	CHURCH PENSION FUND GRP 61875 Church Life Ins Corp	1,680,418	625,785	0	0	0	2,306,203	0.0029%
			1,680,418	625,785	0	0	0	2,306,203	0.0029%
46	901	CIGNA HLTH GRP							
		67369 Cigna Hlth & Life Ins Co	17,605	0	1,746,501,413	-55,112	0	1,746,463,906	2.1965%
		65722 Loyal Amer Life Ins Co	163,774	802	37,066,571	1,393	0	37,232,540	0.0468%
		62308 Connecticut Gen Life Ins Co	24,466,908	-56,644	5,093,215	592,997	0	30,096,476	0.0379%
		88366 American Retirement Life Ins Co	0	0	813,046	0	0	813,046	0.0010%
		77399 Sterling Life Ins Co	9,388	0	437,690	0	0	447,078	0.0006%
		67903 Provident Amer Life & Hlth Ins Co	2,586	0	11,015	0	0	13,601	0.0000%
			24,660,261	-55,842	1,789,922,950	539,278	0	1,815,066,647	2.2828%
47	244	CINCINNATI FIN GRP 76236 The Cincinnati Life Ins Co	8,808,763	2,851,529	15,651	0	0	11,675,943	0.0147%
			8,808,763	2,851,529	15,651	0	0	11,675,943	0.0147%

2021 CALIFORNIA LIFE & ANNUITY MARKET SHARE REPORT

Premium Written During The Calendar Year

Sorted by Group Name

Source: NAIC Database

Active companies only

Rec #	Group #	Group Name NAIC # Company Name	[1] Life Insurance	[2] Annuity Considerations	[3] Accident and Health	[4] Deposit Type Contracts	[5] Other Considerations	[6] Total Premium Sum of [1] thru [5]	[7] Market Share
48	233	CNO Financial Grp							
		61263 Bankers Life & Cas Co	37,499,625	44,188,108	36,034,549	165,634	0	117,887,916	0.1483%
		62065 Colonial Penn Life Ins Co	26,123,357	0	21,148,942	0	0	47,272,299	0.0595%
		70319 Washington Natl Ins Co	6,963,803	925,557	22,832,792	0	0	30,722,152	0.0386%
			70,586,785	45,113,665	80,016,283	165,634	0	195,882,367	0.2464%
49	535	COLUMBIAN LIFE GRP							
		76023 Columbian Life Ins Co	6,665,669	300	0	0	0	6,665,969	0.0084%
		62103 Columbian Mut Life Ins Co	188,712	5,878	15,504	0	0	210,094	0.0003%
			6,854,381	6,178	15,504	0	0	6,876,063	0.0086%
50	71404	Continental Gen Ins Co							
		71404 Continental Gen Ins Co	145,593	445,487	2,867,668	0	0	3,458,748	0.0043%
			145,593	445,487	2,867,668	0	0	3,458,748	0.0043%
51	306	CUNA MUT GRP							
		67989 American Memorial Life Ins Co	151,549,019	334,640	0	0	0	151,883,659	0.1910%
		62626 CMFG Life Ins Co	45,590,549	12,737,762	42,842,453	384,993	50,115,602	151,671,359	0.1908%
		86126 Members Life Ins Co	452,174	79,822,842	0	116,804	0	80,391,820	0.1011%
		70408 Union Security Ins Co	5,157,397	700,356	3,753,243	-50	0	9,610,946	0.0121%
			202,749,139	93,595,600	46,595,696	501,747	50,115,602	393,557,784	0.4950%
52	1	CVS GRP							
		60054 Aetna Life Ins Co	3,152,308	1,727,931	2,169,498,864	5,800,247	0	2,180,179,350	2.7419%
		68500 Continental Life Ins Co Brentwood	6,095	0	15,634,684	0	0	15,640,779	0.0197%
		90328 First Hlth Life & Hlth Ins Co	1,191	0	1,695,797	0	0	1,696,988	0.0021%
		78700 Aetna Hlth & Life Ins Co	0	0	348,057	0	0	348,057	0.0004%
			3,159,594	1,727,931	2,187,177,402	5,800,247	0	2,197,865,174	2.7642%

2021 CALIFORNIA LIFE & ANNUITY MARKET SHARE REPORT

Premium Written During The Calendar Year

Sorted by Group Name

Source: NAIC Database

Active companies only

Rec #	Group #	Group Name NAIC # Company Name	[1] Life Insurance	[2] Annuity Considerations	[3] Accident and Health	[4] Deposit Type Contracts	[5] Other Considerations	[6] Total Premium Sum of [1] thru [5]	[7] Market Share
53	458	Dai-ichi Life Holdings Inc Grp							
		68136 Protective Life Ins Co	312,635,503	169,155,301	254,663	2,229,237	0	484,274,704	0.6091%
		70335 West Coast Life Ins Co	60,353,669	5,853	340	90,857	0	60,450,719	0.0760%
		66370 Mony Life Ins Co	8,653,618	361,985	1,217,674	0	0	10,233,277	0.0129%
		88536 Protective Life & Annuity Ins Co	234,826	0	0	0	0	234,826	0.0003%
			381,877,616	169,523,139	1,472,677	2,320,094	0	555,193,526	0.6983%
54	801	DIRECTORS INVESTMENT GRP							
		99775 Funeral Directors Life Ins Co	1,228,071	1,109,274	0	0	0	2,337,345	0.0029%
			1,228,071	1,109,274	0	0	0	2,337,345	0.0029%
55	84174	ELCO Mut Life & Ann							
		84174 ELCO Mut Life & Ann	10,321	2,462,245	0	700,797	0	3,173,363	0.0040%
			10,321	2,462,245	0	700,797	0	3,173,363	0.0040%
56	62928	EMC Natl Life Co							
		62928 EMC Natl Life Co	780,642	56,870	571	6,452	0	844,535	0.0011%
			780,642	56,870	571	6,452	0	844,535	0.0011%
57	4965	Equitable Holdings Inc Grp							
		62944 Equitable Financial Life Ins Co	206,950,642	1,238,228,685	2,650,757	0	35,387,943	1,483,218,027	1.8654%
		78077 Equitable Financial Life Ins Co of A	100,601,400	2,855,163	11,240,028	0	0	114,696,591	0.1443%
		62880 Equitable Financial Life & Ann Co	1,304,265	0	0	0	0	1,304,265	0.0016%
			308,856,307	1,241,083,848	13,890,785	0	35,387,943	1,599,218,883	2.0113%
58	62510	Equitrust Life Ins Co							
		62510 Equitrust Life Ins Co	576,462	118,515,967	0	2,386,279	0	121,478,708	0.1528%
			576,462	118,515,967	0	2,386,279	0	121,478,708	0.1528%

2021 CALIFORNIA LIFE & ANNUITY MARKET SHARE REPORT

Premium Written During The Calendar Year

Sorted by Group Name

Source: NAIC Database

Active companies only

Rec #	Group #	Group Name NAIC # Company Name	[1] Life Insurance	[2] Annuity Considerations	[3] Accident and Health	[4] Deposit Type Contracts	[5] Other Considerations	[6] Total Premium Sum of [1] thru [5]	[7] Market Share
59	5014	Everlake Holdings Grp							
		70866 Everlake Assur Co	50,021,663	0	0	0	0	50,021,663	0.0629%
		60186 Everlake Life Ins Co	45,483,673	2,179,139	1,779,940	0	0	49,442,752	0.0622%
			95,505,336	2,179,139	1,779,940	0	0	99,464,415	0.1251%
60	7	FEDERATED MUT GRP							
		63258 Federated Life Ins Co	14,656,717	1,141,880	2,367,265	0	0	18,165,862	0.0228%
			14,656,717	1,141,880	2,367,265	0	0	18,165,862	0.0228%
61	981	FIDELITY INVESTMENT INS & ANN GRP							
		93696 Fidelity Investments Life Ins Co	1,933,183	314,681,666	0	0	0	316,614,849	0.3982%
			1,933,183	314,681,666	0	0	0	316,614,849	0.3982%
62	63290	Fidelity Life Assn A Legal Reserve L							
		63290 Fidelity Life Assn A Legal Reserve L	15,665,537	0	29,152	0	0	15,694,689	0.0197%
			15,665,537	0	29,152	0	0	15,694,689	0.0197%
63	670	Fidelity Natl Fin Inc GRP							
		63274 Fidelity & Guar Life Ins Co	120,390,359	657,338,631	0	194,798	0	777,923,788	0.9784%
			120,390,359	657,338,631	0	194,798	0	777,923,788	0.9784%
64	451	FIDELITY SECURITY GRP							
		71870 Fidelity Security Life Ins Co	5,624,926	300,371	63,057,897	0	0	68,983,194	0.0868%
			5,624,926	300,371	63,057,897	0	0	68,983,194	0.0868%

2021 CALIFORNIA LIFE & ANNUITY MARKET SHARE REPORT

Premium Written During The Calendar Year

Sorted by Group Name

Source: NAIC Database

Active companies only

Rec #	Group #	Group Name NAIC # Company Name	[1] Life Insurance	[2] Annuity Considerations	[3] Accident and Health	[4] Deposit Type Contracts	[5] Other Considerations	[6] Total Premium Sum of [1] thru [5]	[7] Market Share
65	449	FINANCIAL HOLDINGS GRP							
		61999 Americo Fin Life & Ann Ins Co	32,241,915	61,039,791	150,612	185,469	0	93,617,787	0.1177%
		90212 Great Southern Life Ins Co	3,549,576	262,970	122,214	28,174	0	3,962,934	0.0050%
		63487 Investors Life Ins Co N Amer	1,046,752	0	0	0	0	1,046,752	0.0013%
		66540 National Farmers Union Life Ins Co	385,541	61	0	0	0	385,602	0.0005%
		87645 United Fidelity Life Ins Co	298,962	7,086	0	774	0	306,822	0.0004%
			37,522,746	61,309,908	272,826	214,417	0	99,319,897	0.1249%
66	5024	Fortitude Grp Holdings LLC Grp							
		86630 Fortitude Life Ins & Ann Co	590,107	568,511,159	0	3,059,725	0	572,160,991	0.7196%
		90247 Fortitude US Reins Co	33,701	0	0	150	0	33,851	0.0000%
			623,808	568,511,159	0	3,059,875	0	572,194,842	0.7196%
67	4827	GBIG Holdings Inc Grp							
		93777 Pavonia Life Ins Co of MI	1,470,521	0	16,987	0	0	1,487,508	0.0019%
			1,470,521	0	16,987	0	0	1,487,508	0.0019%
68	350	General Electric Grp							
		62596 Union Fidelity Life Ins Co	650,533	0	1,624,374	59,283	0	2,334,190	0.0029%
			650,533	0	1,624,374	59,283	0	2,334,190	0.0029%
69	450	GENEVE HOLDINGS INC GRP							
		69078 Standard Security Life Ins Co Of NY	9,828	0	69,768	0	0	79,596	0.0001%
			9,828	0	69,768	0	0	79,596	0.0001%

2021 CALIFORNIA LIFE & ANNUITY MARKET SHARE REPORT

Premium Written During The Calendar Year

Sorted by Group Name

Source: NAIC Database

Active companies only

Rec #	Group #	Group Name NAIC # Company Name	[1] Life Insurance	[2] Annuity Considerations	[3] Accident and Health	[4] Deposit Type Contracts	[5] Other Considerations	[6] Total Premium Sum of [1] thru [5]	[7] Market Share
70	4011	Genworth Fin Grp							
		70025 Genworth Life Ins Co	28,988,667	578,636	282,831,186	0	0	312,398,489	0.3929%
		65536 Genworth Life & Ann Ins Co	117,007,575	1,665,669	565,098	0	0	119,238,342	0.1500%
			145,996,242	2,244,305	283,396,284	0	0	431,636,831	0.5429%
71	4736	GGC Grp							
		93734 Nassau Life & Ann Co	697,312	62,471,036	1,818,978	0	0	64,987,326	0.0817%
		93548 PHL Variable Ins Co	19,324,545	91,288	0	0	0	19,415,833	0.0244%
		67814 Nassau Life Ins Co	16,591,765	100,469	38,681	0	0	16,730,915	0.0210%
		68284 Nassau Life Ins Co of KS	9,972	0	33,635	0	0	43,607	0.0001%
			36,623,594	62,662,793	1,891,294	0	0	101,177,681	0.1272%
72	3891	Global Atlantic Grp							
		91642 Forethought Life Ins Co	45,873,096	796,788,364	3,469,923	9,484,700	0	855,616,083	1.0761%
		62200 Accordia Life & Ann Co	166,946,401	0	0	0	0	166,946,401	0.2100%
		84824 Commonwealth Ann & Life Ins Co	2,370,038	6,016,218	1,963	593,273	0	8,981,492	0.0113%
		69140 First Allmerica Fin Life Ins Co	658,749	11,717	189	0	0	670,655	0.0008%
			215,848,284	802,816,299	3,472,075	10,077,973	0	1,032,214,631	1.2982%
73	290	Globe Life Inc Grp							
		60577 American Income Life Ins Co	143,143,116	0	10,121,386	0	0	153,264,502	0.1928%
		91472 Globe Life & Accident Ins Co	58,789,756	0	3,321,932	0	0	62,111,688	0.0781%
		92916 United Amer Ins Co	452,439	379,932	44,889,525	0	0	45,721,896	0.0575%
		77968 Family Heritage Life Ins Co Of Amer	74,345	0	8,002,073	0	0	8,076,418	0.0102%
		65331 Liberty Natl Life Ins Co	5,298,358	1,170	190,610	0	0	5,490,138	0.0069%
			207,758,014	381,102	66,525,526	0	0	274,664,642	0.3454%

2021 CALIFORNIA LIFE & ANNUITY MARKET SHARE REPORT

Premium Written During The Calendar Year

Sorted by Group Name

Source: NAIC Database

Active companies only

Rec #	Group #	Group Name NAIC # Company Name	[1] Life Insurance	[2] Annuity Considerations	[3] Accident and Health	[4] Deposit Type Contracts	[5] Other Considerations	[6] Total Premium Sum of [1] thru [5]	[7] Market Share
74	4712	GPM Life Grp							
		63967 Government Personnel Mut Life Ins Co	3,300,561	15,356	28,902	0	0	3,344,819	0.0042%
		67059 GPM Hlth & Life Ins Co	1,071,046	85,728	55,813	0	0	1,212,587	0.0015%
			4,371,607	101,084	84,715	0	0	4,557,406	0.0057%
75	93521	Granular Ins Co							
		93521 Granular Ins Co	0	0	4,576,587	0	0	4,576,587	0.0058%
			0	0	4,576,587	0	0	4,576,587	0.0058%
76	769	GREAT WEST GRP							
		68322 Great W Life & Ann Ins Co	21,294,351	34,642,421	8,450,599	2,016,906	371,814,228	438,218,505	0.5511%
		93629 Prudential Retirement Ins & Ann Co	0	-7,350	0	435,595,373	-157,585	435,430,438	0.5476%
		80659 US Business of Canada Life Assur Co	6,746,029	0	478,803	0	0	7,224,832	0.0091%
			28,040,380	34,635,071	8,929,402	437,612,279	371,656,643	880,873,775	1.1078%
77	4794	Group 1001 Ins Holdings Grp							
		79065 Delaware Life Ins Co	3,076,146	193,841,809	0	0	0	196,917,955	0.2477%
		83607 Clear Spring Life & Ann Co	18,557	36,389,262	378	385,880	0	36,794,077	0.0463%
			3,094,703	230,231,071	378	385,880	0	233,712,032	0.2939%
78	687	GUARANTEE TRUST GRP							
		64211 Guarantee Trust Life Ins Co	1,718,226	6,459	2,088,282	70,893	0	3,883,860	0.0049%
			1,718,226	6,459	2,088,282	70,893	0	3,883,860	0.0049%

2021 CALIFORNIA LIFE & ANNUITY MARKET SHARE REPORT

Premium Written During The Calendar Year

Sorted by Group Name

Source: NAIC Database

Active companies only

Rec #	Group #	Group Name NAIC # Company Name	[1] Life Insurance	[2] Annuity Considerations	[3] Accident and Health	[4] Deposit Type Contracts	[5] Other Considerations	[6] Total Premium Sum of [1] thru [5]	[7] Market Share
79	429	GUARDIAN LIFE GRP							
		64246 Guardian Life Ins Co Of Amer	316,714,440	817,351	545,208,896	60,613	0	862,801,300	1.0851%
		71714 Berkshire Life Ins Co of Amer	449,627	0	57,254,142	0	0	57,703,769	0.0726%
		78778 Guardian Ins & Ann Co Inc	4,384,789	33,159,224	0	2,575,369	206,047	40,325,429	0.0507%
		60003 Park Avenue Life Ins Co	176,103	0	0	0	0	176,103	0.0002%
		74004 Family Serv Life Ins Co	553	0	0	0	0	553	0.0000%
			321,725,512	33,976,575	602,463,038	2,635,982	206,047	961,007,154	1.2086%
80	91	HARTFORD FIRE & CAS GRP							
		70815 Hartford Life & Accident Ins Co	170,955,180	0	256,095,615	0	0	427,050,795	0.5371%
			170,955,180	0	256,095,615	0	0	427,050,795	0.5371%
81	917	HCSC GRP							
		71129 Dearborn Life Ins Co	1,140,603	0	1,815,709	407,295	0	3,363,607	0.0042%
			1,140,603	0	1,815,709	407,295	0	3,363,607	0.0042%
82	812	HIGHMARK GRP							
		93440 HM Life Ins Co	1,081	0	35,979,415	0	0	35,980,496	0.0453%
			1,081	0	35,979,415	0	0	35,980,496	0.0453%
83	2858	Homeshield Capital Grp							
		81779 Individual Assur Co Life Hlth & Acc	0	0	3,651,753	0	0	3,651,753	0.0046%
		99724 LifeShield Natl Ins Co	193,300	0	562,931	0	0	756,231	0.0010%
			193,300	0	4,214,684	0	0	4,407,984	0.0055%
84	64505	Homesteaders Life Co							
		64505 Homesteaders Life Co	36,032,654	456,522	0	0	0	36,489,176	0.0459%
			36,032,654	456,522	0	0	0	36,489,176	0.0459%

2021 CALIFORNIA LIFE & ANNUITY MARKET SHARE REPORT

Premium Written During The Calendar Year

Sorted by Group Name

Source: NAIC Database

Active companies only

Rec #	Group #	Group Name NAIC # Company Name	[1] Life Insurance	[2] Annuity Considerations	[3] Accident and Health	[4] Deposit Type Contracts	[5] Other Considerations	[6] Total Premium Sum of [1] thru [5]	[7] Market Share
85	300	HORACE MANN GRP							
		87963 National Teachers Assoc Life Ins Co	417,195	0	35,838,824	0	0	36,256,019	0.0456%
		64513 Horace Mann Life Ins Co	7,097,890	23,464,118	7,632	141,808	0	30,711,448	0.0386%
		65781 Madison Natl Life Ins Co Inc	427,259	504,999	3,665,517	0	0	4,597,775	0.0058%
			7,942,344	23,969,117	39,511,973	141,808	0	71,565,242	0.0900%
86	64580	Illinois Mut Life Ins Co							
		64580 Illinois Mut Life Ins Co	1,137,762	0	135,737	0	0	1,273,499	0.0016%
			1,137,762	0	135,737	0	0	1,273,499	0.0016%
87	542	INDIANA FARM BUREAU Grp							
		69892 United Farm Family Life Ins Co	3,925,165	25	0	365	0	3,925,555	0.0049%
		69922 United Home Life Ins Co	1,013,263	0	6,126	0	0	1,019,389	0.0013%
			4,938,428	25	6,126	365	0	4,944,944	0.0062%
88	315	INDUSTRIAL ALLIANCE GRP							
		91693 IA Amer Life Ins Co	21,631,332	2,398,765	7,228	0	0	24,037,325	0.0302%
		68594 American Amicable Life Ins Co Of TX	14,891,771	941,255	0	0	0	15,833,026	0.0199%
		67148 Occidental Life Ins Co Of NC	3,865,018	1,585,281	0	0	0	5,450,299	0.0069%
		14406 Industrial Alliance Ins & Fin Serv I	3,580,241	1,730,786	0	0	0	5,311,027	0.0067%
		67873 Pioneer Amer Ins Co	3,716,194	93,903	0	0	0	3,810,097	0.0048%
		67946 Pioneer Security Life Ins Co	717,796	540	0	0	0	718,336	0.0009%
			48,402,352	6,750,530	7,228	0	0	55,160,110	0.0694%
89	4966	Insurance Capital Grp							
		63223 Federal Life Ins Co	1,682,046	69,700	13,255	0	0	1,765,001	0.0022%
			1,682,046	69,700	13,255	0	0	1,765,001	0.0022%

2021 CALIFORNIA LIFE & ANNUITY MARKET SHARE REPORT

Premium Written During The Calendar Year

Sorted by Group Name

Source: NAIC Database

Active companies only

Rec #	Group #	Group Name NAIC # Company Name	[1] Life Insurance	[2] Annuity Considerations	[3] Accident and Health	[4] Deposit Type Contracts	[5] Other Considerations	[6] Total Premium Sum of [1] thru [5]	[7] Market Share
90	918	JACKSON NATL GRP 65056 Jackson Natl Life Ins Co	65,361,593	1,685,873,247	2,375,356	0	0	1,753,610,196	2.2055%
			65,361,593	1,685,873,247	2,375,356	0	0	1,753,610,196	2.2055%
91	904	JOHN HANCOCK GRP 65838 John Hancock Life Ins Co USA 93610 John Hancock Life & Hlth Ins Co	610,493,530 58,194	4,249,431 0	98,954,451 1,377,195	0 0	2,187,863,013 0	2,901,560,425 1,435,389	3.6492% 0.0018%
			610,551,724	4,249,431	100,331,646	0	2,187,863,013	2,902,995,814	3.6510%
92	588	KANSAS CITY LIFE INS GRP 65129 Kansas City Life Ins Co 67199 Old Amer Ins Co 69272 Ibexis Life & Ann Ins Co	16,905,296 4,610,642 2,989,784	1,615,194 0 239,144	2,072,766 20,449 0	403,937 0 0	0 0 0	20,997,193 4,631,091 3,228,928	0.0264% 0.0058% 0.0041%
			24,505,722	1,854,338	2,093,215	403,937	0	28,857,212	0.0363%
93	215	Kemper Corp Grp 69930 United Ins Co Of Amer 68462 Reserve Natl Ins Co 68357 Reliable Life Ins Co	19,605,562 26,149 10,676	0 0 0	572,191 134,379 184	0 0 0	0 0 0	20,177,753 160,528 10,860	0.0254% 0.0002% 0.0000%
			19,642,387	0	706,754	0	0	20,349,141	0.0256%
94	4925	Kuvare Grp 65595 Lincoln Benefit Life Co 64238 Guaranty Income Life Ins Co 69973 United Life Ins Co	145,113,316 5,315 2,503,409	2,714,986 117,835,622 35,832,054	9,188,618 0 938	4,080,522 0 1,230,265	0 0 0	161,097,442 117,840,937 39,566,666	0.2026% 0.1482% 0.0498%
			147,622,040	156,382,662	9,189,556	5,310,787	0	318,505,045	0.4006%

2021 CALIFORNIA LIFE & ANNUITY MARKET SHARE REPORT

Premium Written During The Calendar Year

Sorted by Group Name

Source: NAIC Database

Active companies only

Rec #	Group #	Group Name NAIC # Company Name	[1] Life Insurance	[2] Annuity Considerations	[3] Accident and Health	[4] Deposit Type Contracts	[5] Other Considerations	[6] Total Premium Sum of [1] thru [5]	[7] Market Share
95	62154	Ladder Life Ins Co 62154 Ladder Life Ins Co	14,987	0	0	0	0	14,987	0.0000%
			14,987	0	0	0	0	14,987	0.0000%
96	71323	Langhorne Reins AZ Ltd 71323 Langhorne Reins AZ Ltd	1,448	0	0	0	0	1,448	0.0000%
			1,448	0	0	0	0	1,448	0.0000%
97	4844	LIA Holdings Grp 60232 Lombard Intl Life Assur Co	676	79,256,145	0	0	0	79,256,821	0.0997%
			676	79,256,145	0	0	0	79,256,821	0.0997%
98	3436	Liberty Life Grp Trust Grp 68543 Liberty Bankers Life Ins Co 61581 Capitol Life Ins Co 66001 American Benefit Life Ins Co	1,675,053 3,481 5,993	52,704,050 23,099 2,425	6,477 4,625 0	1,129,236 0 0	0 0 0	55,514,816 31,205 8,418	0.0698% 0.0000% 0.0000%
			1,684,527	52,729,574	11,102	1,129,236	0	55,554,439	0.0699%
99	1186	Lifetime HlthCare Grp 69515 Medamerica Ins Co	0	0	5,878,175	0	0	5,878,175	0.0074%
			0	0	5,878,175	0	0	5,878,175	0.0074%
100	65927	Lincoln Heritage Life Ins Co 65927 Lincoln Heritage Life Ins Co	111,616,194	2,970	179,740	0	0	111,798,904	0.1406%
			111,616,194	2,970	179,740	0	0	111,798,904	0.1406%

2021 CALIFORNIA LIFE & ANNUITY MARKET SHARE REPORT

Premium Written During The Calendar Year

Sorted by Group Name

Source: NAIC Database

Active companies only

Rec #	Group #	Group Name NAIC # Company Name	[1] Life Insurance	[2] Annuity Considerations	[3] Accident and Health	[4] Deposit Type Contracts	[5] Other Considerations	[6] Total Premium Sum of [1] thru [5]	[7] Market Share
101	20	LINCOLN NATL GRP							
		65676 Lincoln Natl Life Ins Co	857,911,575	1,294,040,004	371,781,532	0	0	2,523,733,111	3.1740%
		67652 First Penn Pacific Life Ins Co	14,568,253	20,340	3,902	0	0	14,592,495	0.0184%
		62057 Lincoln Life & Ann Co of NY	1,169,809	4,112,756	748,557	0	0	6,031,122	0.0076%
			873,649,637	1,298,173,100	372,533,991	0	0	2,544,356,728	3.2000%
102	1117	Manhattan Life Grp							
		61883 ManhattanLife Ins & Ann Co	476,799	0	12,746,896	0	0	13,223,695	0.0166%
		85189 Western United Life Assur Co	195	7,204,634	56,454	0	0	7,261,283	0.0091%
		63053 Family Life Ins Co	1,845,947	0	416,213	0	0	2,262,160	0.0028%
		65870 Manhattan Life Ins Co	991,714	64,824	208,841	0	0	1,265,379	0.0016%
			3,314,655	7,269,458	13,428,404	0	0	24,012,517	0.0302%
103	435	MASS MUT LIFE INS GRP							
		65935 Massachusetts Mut Life Ins Co	1,021,052,097	946,109,883	65,553,579	750,288,921	568,875,467	3,351,879,947	4.2156%
		63312 Great American Life Ins Co	5,352,582	428,389,022	12,940	119,035	0	433,873,579	0.5457%
		93432 CM Life Ins Co	20,747,968	72,646,338	0	0	0	93,394,306	0.1175%
		93661 Annuity Investors Life Ins Co	0	14,323,210	0	0	0	14,323,210	0.0180%
		70416 MML Bay State Life Ins Co	3,298,144	0	0	0	0	3,298,144	0.0041%
		67083 Manhattan Natl Life Ins Co	1,518,680	1,796	0	0	0	1,520,476	0.0019%
			1,051,969,471	1,461,470,249	65,566,519	750,407,956	568,875,467	3,898,289,662	4.9028%
104	1348	Meiji Yasuda Life Ins Grp							
		69019 Standard Ins Co	131,855,237	60,633,883	281,024,680	944,722	338,310,528	812,769,050	1.0222%
		64343 Pacific Guardian Life Ins Co Ltd	11,773,331	148	148	103,066	0	11,876,693	0.0149%
			143,628,568	60,634,031	281,024,828	1,047,788	338,310,528	824,645,743	1.0371%

2021 CALIFORNIA LIFE & ANNUITY MARKET SHARE REPORT

Premium Written During The Calendar Year

Sorted by Group Name

Source: NAIC Database

Active companies only

Rec #	Group #	Group Name NAIC # Company Name	[1] Life Insurance	[2] Annuity Considerations	[3] Accident and Health	[4] Deposit Type Contracts	[5] Other Considerations	[6] Total Premium Sum of [1] thru [5]	[7] Market Share
105	241	METROPOLITAN GRP							
		65978 Metropolitan Life Ins Co	817,402,696	33,545,375	971,275,642	7,876,962	163,421,364	1,993,522,039	2.5072%
		97136 Metropolitan Tower Life Ins Co	27,036,816	250,742,867	483,197	200,474	0	278,463,354	0.3502%
		62634 Delaware Amer Life Ins Co	71,428	0	312,533	0	0	383,961	0.0005%
			844,510,940	284,288,242	972,071,372	8,077,436	163,421,364	2,272,369,354	2.8579%
106	869	MINNESOTA MUT GRP							
		66168 Minnesota Life Ins Co	338,239,204	44,791,574	36,380,094	37,672,123	231,286,483	688,369,478	0.8657%
		93742 Securian Life Ins Co	173,006,829	9,673,500	11,949,992	5,111,786	0	199,742,107	0.2512%
			511,246,033	54,465,074	48,330,086	42,783,909	231,286,483	888,111,585	1.1170%
107	88668	Mutual Of Amer Life Ins Co							
		88668 Mutual Of Amer Life Ins Co	302,190	869,173	98,686	0	222,807,437	224,077,486	0.2818%
			302,190	869,173	98,686	0	222,807,437	224,077,486	0.2818%
108	261	MUTUAL OF OMAHA GRP							
		69868 United Of Omaha Life Ins Co	232,322,988	98,058,682	84,089,873	57,419,860	329,714	472,221,117	0.5939%
		71412 Mutual Of Omaha Ins Co	0	0	89,920,167	0	0	89,920,167	0.1131%
		72850 United World Life Ins Co	72,336	0	11,766,349	0	0	11,838,685	0.0149%
		13100 Omaha Ins Co	0	0	1,188,349	0	0	1,188,349	0.0015%
			232,395,324	98,058,682	186,964,738	57,419,860	329,714	575,168,318	0.7234%
109	1211	NATIONAL GUARDIAN LIFE INS GRP							
		66583 National Guardian Life Ins Co	97,705,741	5,689,071	58,186,780	425,406	0	162,006,998	0.2038%
		97241 Settlers Life Ins Co	45,188	1,030	249	0	0	46,467	0.0001%
		81426 Commercial Travelers Life Ins Co	0	0	11,210	0	0	11,210	0.0000%
			97,750,929	5,690,101	58,198,239	425,406	0	162,064,675	0.2038%

2021 CALIFORNIA LIFE & ANNUITY MARKET SHARE REPORT

Premium Written During The Calendar Year

Sorted by Group Name

Source: NAIC Database

Active companies only

Rec #	Group #	Group Name NAIC # Company Name	[1] Life Insurance	[2] Annuity Considerations	[3] Accident and Health	[4] Deposit Type Contracts	[5] Other Considerations	[6] Total Premium Sum of [1] thru [5]	[7] Market Share
110	634	National Life GRP							
		65528 Life Ins Co Of The Southwest	642,337,984	361,563,356	434	360,923	0	1,004,262,697	1.2630%
		66680 National Life Ins Co	40,384,909	22,558	1,145,932	0	0	41,553,399	0.0523%
			682,722,893	361,585,914	1,146,366	360,923	0	1,045,816,096	1.3153%
111	4941	National Western Life Grp							
		66850 National Western Life Ins Co	21,873,510	17,849,687	0	0	0	39,723,197	0.0500%
		67393 Ozark Natl Life Ins Co	171,159	0	616	0	0	171,775	0.0002%
			22,044,669	17,849,687	616	0	0	39,894,972	0.0502%
112	140	NATIONWIDE CORP GRP							
		66869 Nationwide Life Ins Co	91,275,665	1,093,645,149	15,039,481	0	0	1,199,960,295	1.5092%
		92657 Nationwide Life & Ann Ins Co	450,440,190	102,578,204	0	0	0	553,018,394	0.6955%
		64017 Jefferson Natl Life Ins Co	960,646	137,453,274	5,561	1,506,118	0	139,925,599	0.1760%
			542,676,501	1,333,676,627	15,045,042	1,506,118	0	1,892,904,288	2.3807%
113	520	NEW ERA LIFE GRP							
		67784 Philadelphia Amer Life Ins Co	0	0	2,413,966	0	0	2,413,966	0.0030%
		69698 New Era Life Ins Co Of Midwest	8,939	1,100	0	8,664	0	18,703	0.0000%
		78743 New Era Life Ins Co	1,426	0	0	640	0	2,066	0.0000%
			10,365	1,100	2,413,966	9,304	0	2,434,735	0.0031%
114	826	NEW YORK LIFE GRP							
		66915 New York Life Ins Co	1,304,596,666	136,186,636	71,312,528	0	656,910,476	2,169,006,306	2.7279%
		91596 New York Life Ins & Ann Corp	282,985,851	1,278,575,935	0	9,078,658	0	1,570,640,444	1.9753%
		65498 Life Ins Co Of N Amer	224,815,454	0	242,010,526	0	0	466,825,980	0.5871%
		81353 NYLife Ins Co Of AZ	3,380,612	0	0	0	0	3,380,612	0.0043%
			1,815,778,583	1,414,762,571	313,323,054	9,078,658	656,910,476	4,209,853,342	5.2946%

2021 CALIFORNIA LIFE & ANNUITY MARKET SHARE REPORT

Premium Written During The Calendar Year

Sorted by Group Name

Source: NAIC Database

Active companies only

Rec #	Group #	Group Name NAIC # Company Name	[1] Life Insurance	[2] Annuity Considerations	[3] Accident and Health	[4] Deposit Type Contracts	[5] Other Considerations	[6] Total Premium Sum of [1] thru [5]	[7] Market Share
115	860	NORTHWESTERN MUT GRP							
		67091 Northwestern Mut Life Ins Co	1,320,326,296	94,248,338	101,027,999	1,479,650	0	1,517,082,283	1.9080%
		69000 Northwestern Long Term Care Ins Co	0	0	47,512,588	0	0	47,512,588	0.0598%
			1,320,326,296	94,248,338	148,540,587	1,479,650	0	1,564,594,871	1.9677%
116	704	OHIO NATL LIFE GRP							
		67172 Ohio Natl Life Ins Co	43,517,901	5,632,927	608,336	149,739	4,126,489	54,035,392	0.0680%
		89206 Ohio Natl Life Assur Corp	40,124,585	0	1,017,792	0	0	41,142,377	0.0517%
			83,642,486	5,632,927	1,626,128	149,739	4,126,489	95,177,769	0.1197%
117	67180	Ohio State Life Ins Co							
		67180 Ohio State Life Ins Co	2,031,300	622	0	156	0	2,032,078	0.0026%
			2,031,300	622	0	156	0	2,032,078	0.0026%
118	150	OLD REPUBLIC GRP							
		67261 Old Republic Life Ins Co	1,110,596	0	856	0	0	1,111,452	0.0014%
			1,110,596	0	856	0	0	1,111,452	0.0014%
119	619	OneAmerica Fin Partners Grp							
		60895 American United Life Ins Co	39,328,141	458,246,120	108,840	188,822	0	497,871,923	0.6262%
		69116 State Life Ins Co	98,648,864	20,764,898	2,979,507	484,463	0	122,877,732	0.1545%
		67911 Pioneer Mut Life Ins Co	3,692,800	23,137	0	0	0	3,715,937	0.0047%
			141,669,805	479,034,155	3,088,347	673,285	0	624,465,592	0.7854%
120	5021	OneMain Holdings Inc Grp							
		60518 American Hlth & Life Ins Co	5,403,427	0	3,405,898	22,202	0	8,831,527	0.0111%
			5,403,427	0	3,405,898	22,202	0	8,831,527	0.0111%

2021 CALIFORNIA LIFE & ANNUITY MARKET SHARE REPORT

Premium Written During The Calendar Year

Sorted by Group Name

Source: NAIC Database

Active companies only

Rec #	Group #	Group Name NAIC # Company Name	[1] Life Insurance	[2] Annuity Considerations	[3] Accident and Health	[4] Deposit Type Contracts	[5] Other Considerations	[6] Total Premium Sum of [1] thru [5]	[7] Market Share
121	709	PACIFIC LIFE GRP							
		67466 Pacific Life Ins Co	758,564,532	771,219,677	0	69,824,869	0	1,599,609,078	2.0118%
		97268 Pacific Life & Ann Co	348,180	-95,793	0	0	0	252,387	0.0003%
			758,912,712	771,123,884	0	69,824,869	0	1,599,861,465	2.0121%
122	525	PAN AMER LIFE GRP							
		67539 Pan Amer Life Ins Co	324,844	16,480	34,169,324	0	0	34,510,648	0.0434%
		66427 Mutual Trust Life Ins Co a Pan Amer	27,519,559	82,747	8,769	1,856	0	27,612,931	0.0347%
		93459 Pan Amer Assur Co	2,621,551	0	0	0	0	2,621,551	0.0033%
			30,465,954	99,227	34,178,093	1,856	0	64,745,130	0.0814%
123	850	PENN MUT GRP							
		67644 Penn Mut Life Ins Co	149,277,379	14,834,683	334,424	1,812,369	0	166,258,855	0.2091%
		93262 Penn Ins & Ann Co	70,441,369	2,554,539	0	0	0	72,995,908	0.0918%
		68632 Vantis Life Ins Co	350,035	32,000	0	0	0	382,035	0.0005%
			220,068,783	17,421,222	334,424	1,812,369	0	239,636,798	0.3014%
124	367	PHYSICIANS MUT GRP							
		72125 Physicians Life Ins Co	14,380,892	9,800	449,293	141,149	0	14,981,134	0.0188%
			14,380,892	9,800	449,293	141,149	0	14,981,134	0.0188%
125	629	PLATEAU GRP							
		97152 Plateau Ins Co	24,950	0	36,962	0	0	61,912	0.0001%
			24,950	0	36,962	0	0	61,912	0.0001%
126	4955	Powell Ins Grp							
		78662 Senior Life Ins Co	4,822,224	0	0	0	0	4,822,224	0.0061%
			4,822,224	0	0	0	0	4,822,224	0.0061%

2021 CALIFORNIA LIFE & ANNUITY MARKET SHARE REPORT

Premium Written During The Calendar Year

Sorted by Group Name

Source: NAIC Database

Active companies only

Rec #	Group #	Group Name NAIC # Company Name	[1] Life Insurance	[2] Annuity Considerations	[3] Accident and Health	[4] Deposit Type Contracts	[5] Other Considerations	[6] Total Premium Sum of [1] thru [5]	[7] Market Share
127	4750	Primerica Grp							
		65919 Primerica Life Ins Co	484,240,075	44,339	23,360	1,372,806	0	485,680,580	0.6108%
		61409 National Benefit Life Ins Co	1,212,769	0	62,566	529	0	1,275,864	0.0016%
			485,452,844	44,339	85,926	1,373,335	0	486,956,444	0.6124%
128	332	PRINCIPAL FIN GRP							
		61271 Principal Life Ins Co	121,978,702	186,393,202	286,661,816	1,179,697,331	644,362	1,775,375,413	2.2328%
		71161 Principal Natl Life Ins Co	129,217,499	0	0	0	0	129,217,499	0.1625%
			251,196,201	186,393,202	286,661,816	1,179,697,331	644,362	1,904,592,912	2.3954%
129	4947	Prosperity Life Ins Grp							
		60183 S USA Life Ins Co Inc	2,966,964	38,090,471	21,341	0	0	41,078,776	0.0517%
			2,966,964	38,090,471	21,341	0	0	41,078,776	0.0517%
130	304	PRUDENTIAL OF AMER GRP							
		68241 Prudential Ins Co Of Amer	399,981,610	455,857,986	171,398,377	28,134,082	4,443,237,659	5,498,609,714	6.9154%
		79227 Pruco Life Ins Co	601,462,470	52,224,567	0	7,023,823	0	660,710,860	0.8310%
			1,001,444,080	508,082,553	171,398,377	35,157,905	4,443,237,659	6,159,320,574	7.7464%
131	440	REGAL REINS GRP							
		66265 Monarch Life Ins Co	65,327	0	530,054	0	0	595,381	0.0007%
			65,327	0	530,054	0	0	595,381	0.0007%
132	477	Renaissance Hlth Serv Corp Grp							
		61700 Renaissance Life & Hlth Ins Co of Am	9,965	0	3,962,525	0	0	3,972,490	0.0050%
			9,965	0	3,962,525	0	0	3,972,490	0.0050%

2021 CALIFORNIA LIFE & ANNUITY MARKET SHARE REPORT

Premium Written During The Calendar Year

Sorted by Group Name

Source: NAIC Database

Active companies only

Rec #	Group #	Group Name NAIC # Company Name	[1] Life Insurance	[2] Annuity Considerations	[3] Accident and Health	[4] Deposit Type Contracts	[5] Other Considerations	[6] Total Premium Sum of [1] thru [5]	[7] Market Share
133	4992	Resolution Life US Holdings Grp							
		68713 Security Life Of Denver Ins Co	145,529,076	1,051	0	0	0	145,530,127	0.1830%
		66109 Midwestern United Life Ins Co	193,741	0	0	0	0	193,741	0.0002%
			145,722,817	1,051	0	0	0	145,723,868	0.1833%
134	4639	RGA Inc Grp							
		93572 RGA Reins Co	0	0	8,386,126	0	0	8,386,126	0.0105%
		61182 Aurora Natl Life Assur Co	1,957,400	0	0	-135,501	0	1,821,899	0.0023%
			1,957,400	0	8,386,126	-135,501	0	10,208,025	0.0128%
135	60445	Sagicor Life Ins Co							
		60445 Sagicor Life Ins Co	4,345,766	61,512,208	1,723	5,523,589	0	71,383,286	0.0898%
			4,345,766	61,512,208	1,723	5,523,589	0	71,383,286	0.0898%
136	431	Sammons Enterprises Grp							
		66044 Midland Natl Life Ins Co	486,233,777	523,593,729	668	563,478	0	1,010,391,652	1.2707%
		66974 North Amer Co Life & Hlth Ins	114,238,359	220,061,332	6	501,044	0	334,800,741	0.4211%
			600,472,136	743,655,061	674	1,064,522	0	1,345,192,393	1.6918%
137	4553	Savings Bank Life Grp							
		70435 The Savings Bank Mut Life Ins Co of	19,664,447	571,479	0	0	0	20,235,926	0.0255%
			19,664,447	571,479	0	0	0	20,235,926	0.0255%
138	4890	SBL Holdings Grp							
		68675 Security Benefit Life Ins Co	1,076,003	227,932,513	0	0	0	229,008,516	0.2880%
			1,076,003	227,932,513	0	0	0	229,008,516	0.2880%

2021 CALIFORNIA LIFE & ANNUITY MARKET SHARE REPORT

Premium Written During The Calendar Year

Sorted by Group Name

Source: NAIC Database

Active companies only

Rec #	Group #	Group Name NAIC # Company Name	[1] Life Insurance	[2] Annuity Considerations	[3] Accident and Health	[4] Deposit Type Contracts	[5] Other Considerations	[6] Total Premium Sum of [1] thru [5]	[7] Market Share
139	68772	Security Mut Life Ins Co Of NY 68772 Security Mut Life Ins Co Of NY	8,398,704	5,865	14,240	0	0	8,418,809	0.0106%
			8,398,704	5,865	14,240	0	0	8,418,809	0.0106%
140	454	SECURITY NATL GRP 69485 Security Natl Life Ins Co	8,651,072	221,746	1,049	9,601	0	8,883,468	0.0112%
			8,651,072	221,746	1,049	9,601	0	8,883,468	0.0112%
141	169	SENTRY INS GRP 68810 Sentry Life Ins Co 71099 Parker Centennial Assur Co	2,070,377 0	93,744,392 1,924,997	0 0	0 0	0 0	95,814,769 1,924,997	0.1205% 0.0024%
			2,070,377	95,669,389	0	0	0	97,739,766	0.1229%
142	176	STATE FARM GRP 69108 State Farm Life Ins Co	539,990,033	10,498,536	0	123,118	0	550,611,687	0.6925%
			539,990,033	10,498,536	0	123,118	0	550,611,687	0.6925%
143	4888	Sterling Financial Ins Grp Inc 62952 SILAC Ins Co 89184 Sterling Investors Life Ins Co	30,832 171,033	97,313,802 7,300	767,571 55,822	565,483 0	0 0	98,677,688 234,155	0.1241% 0.0003%
			201,865	97,321,102	823,393	565,483	0	98,911,843	0.1244%
144	4855	Sumitomo Life Ins Grp 68608 Symetra Life Ins Co 90581 Symetra Natl Life Ins Co	103,574,860 12,621	536,816,932 0	63,238,546 0	9,504,437 0	0 0	713,134,775 12,621	0.8969% 0.0000%
			103,587,481	536,816,932	63,238,546	9,504,437	0	713,147,396	0.8969%

2021 CALIFORNIA LIFE & ANNUITY MARKET SHARE REPORT

Premium Written During The Calendar Year

Sorted by Group Name

Source: NAIC Database

Active companies only

Rec #	Group #	Group Name NAIC # Company Name	[1] Life Insurance	[2] Annuity Considerations	[3] Accident and Health	[4] Deposit Type Contracts	[5] Other Considerations	[6] Total Premium Sum of [1] thru [5]	[7] Market Share
145	549	SUN LIFE ASSUR CO OF CN GRP							
		80802 US Br Sun Life Assur Co of Canada	78,777,951	0	214,742,879	0	0	293,520,830	0.3692%
		80926 Sun Life & Hlth Ins Co	6,598,781	0	504,400	0	0	7,103,181	0.0089%
		64602 Independence Life & Ann Co	0	0	1,303,143	0	0	1,303,143	0.0016%
		68047 Professional Ins Co	16,648	0	978,742	0	0	995,390	0.0013%
			85,393,380	0	217,529,164	0	0	302,922,544	0.3810%
146	69310	Surety Life Ins Co							
		69310 Surety Life Ins Co	10,560,408	118,113	8,288	0	0	10,686,809	0.0134%
			10,560,408	118,113	8,288	0	0	10,686,809	0.0134%
147	181	SWISS RE GRP							
		73504 Lumico Life Ins Co	6,978,796	0	62,224	0	0	7,041,020	0.0089%
		85561 Elips Life Ins Co	6,541	0	825	0	0	7,366	0.0000%
			6,985,337	0	63,049	0	0	7,048,386	0.0089%
148	4926	Talcott Holdings Grp							
		88072 Talcott Resolution Life Ins Co	5,171,942	18,133,688	731,786	131,784,004	93,933,511	249,754,931	0.3141%
		71153 Talcott Resolution Life & Ann Ins Co	84,174,069	18,910,401	10,873	0	5,055,798	108,151,141	0.1360%
		81213 American Maturity Life Ins Co	0	0	0	0	1,653	1,653	0.0000%
			89,346,011	37,044,089	742,659	131,784,004	98,990,962	357,907,725	0.4501%
149	1216	TIAA FAMILY GRP							
		69345 Teachers Ins & Ann Assoc Of Amer	12,876,099	598,857,239	525,286	33,581,520	0	645,840,144	0.8123%
		60142 TIAA Cref Life Ins Co	21,523,760	17,621,120	216,123	344,527,609	0	383,888,612	0.4828%
			34,399,859	616,478,359	741,409	378,109,129	0	1,029,728,756	1.2951%

2021 CALIFORNIA LIFE & ANNUITY MARKET SHARE REPORT

Premium Written During The Calendar Year

Sorted by Group Name

Source: NAIC Database

Active companies only

Rec #	Group #	Group Name NAIC # Company Name	[1] Life Insurance	[2] Annuity Considerations	[3] Accident and Health	[4] Deposit Type Contracts	[5] Other Considerations	[6] Total Premium Sum of [1] thru [5]	[7] Market Share
150	3098	Tokio Marine Holdings Inc GRP							
		68381 Reliance Standard Life Ins Co	47,191,611	70,129,998	108,874,461	0	0	226,196,070	0.2845%
		92711 HCC Life Ins Co	465,530	3,600	107,941,882	0	0	108,411,012	0.1363%
			47,657,141	70,133,598	216,816,343	0	0	334,607,082	0.4208%
151	276	Trustmark Mut Holding Co GRP							
		61425 Trustmark Ins Co	56,613,091	3,190	12,833,766	0	0	69,450,047	0.0873%
		62863 Trustmark Life Ins Co	289,736	0	3,912,560	0	0	4,202,296	0.0053%
			56,902,827	3,190	16,746,326	0	0	73,652,343	0.0926%
152	4877	TWA & AMFI Corp Grp							
		69566 Trans World Assur Co	1,670,498	311,781	0	0	0	1,982,279	0.0025%
		60429 American Fidelity Life Ins Co	476,236	55,144	0	0	0	531,380	0.0007%
			2,146,734	366,925	0	0	0	2,513,659	0.0032%
153	11121	Unified Life Ins Co							
		11121 Unified Life Ins Co	438,793	2,554	3,462,536	0	0	3,903,883	0.0049%
			438,793	2,554	3,462,536	0	0	3,903,883	0.0049%
154	781	UNION LABOR GRP							
		69744 Union Labor Life Ins Co	6,743,933	0	19,419,718	0	0	26,163,651	0.0329%
			6,743,933	0	19,419,718	0	0	26,163,651	0.0329%
155	2878	United Heritage Mut Grp							
		63983 United Heritage Life Ins Co	2,953,657	2,874,284	52,492	378	0	5,880,811	0.0074%
			2,953,657	2,874,284	52,492	378	0	5,880,811	0.0074%

2021 CALIFORNIA LIFE & ANNUITY MARKET SHARE REPORT

Premium Written During The Calendar Year

Sorted by Group Name

Source: NAIC Database

Active companies only

Rec #	Group #	Group Name NAIC # Company Name	[1] Life Insurance	[2] Annuity Considerations	[3] Accident and Health	[4] Deposit Type Contracts	[5] Other Considerations	[6] Total Premium Sum of [1] thru [5]	[7] Market Share
156	42129	United Security Assur Co Of PA 42129 United Security Assur Co Of PA	0	0	12,202	0	0	12,202	0.0000%
			0	0	12,202	0	0	12,202	0.0000%
157	200	UNITED SERV AUTOMOBILE ASSN GRP 69663 USAA Life Ins Co	108,362,765	320,839,662	47,908,491	9,023,184	0	486,134,102	0.6114%
			108,362,765	320,839,662	47,908,491	9,023,184	0	486,134,102	0.6114%
158	707	UNITEDHEALTH GRP							
		79413 UnitedHealthcare Ins Co	3,460,819	0	2,322,222,122	0	0	2,325,682,941	2.9249%
		91529 Unimerica Ins Co	8,332,620	0	50,876,554	0	0	59,209,174	0.0745%
		61832 Chesapeake Life Ins Co	3,824,481	116,561	26,137,482	0	0	30,078,524	0.0378%
		62286 Golden Rule Ins Co	641,510	119,413	5,577,085	0	0	6,338,008	0.0080%
		66087 Mid West Natl Life Ins Co Of TN	739,660	39,853	929,796	0	0	1,709,309	0.0021%
		98205 Natl Foundation Life Ins Co	30,085	0	684,153	0	0	714,238	0.0009%
		69647 Optum Ins of OH Inc	84,534	335	0	0	0	84,869	0.0001%
			17,113,709	276,162	2,406,427,192	0	0	2,423,817,063	3.0484%
159	63819	Unity Financial Life Ins Co 63819 Unity Financial Life Ins Co	1,432,014	0	0	0	0	1,432,014	0.0018%
			1,432,014	0	0	0	0	1,432,014	0.0018%

2021 CALIFORNIA LIFE & ANNUITY MARKET SHARE REPORT

Premium Written During The Calendar Year

Sorted by Group Name

Source: NAIC Database

Active companies only

Rec #	Group #	Group Name NAIC # Company Name	[1] Life Insurance	[2] Annuity Considerations	[3] Accident and Health	[4] Deposit Type Contracts	[5] Other Considerations	[6] Total Premium Sum of [1] thru [5]	[7] Market Share
160	565	UNUM GRP							
		62235 Unum Life Ins Co Of Amer	142,358,243	1,924	370,715,956	162,863	0	513,238,986	0.6455%
		62049 Colonial Life & Accident Ins Co	37,168,897	20,996	133,979,386	0	0	171,169,279	0.2153%
		68195 Provident Life & Accident Ins Co	19,298,304	0	90,706,382	0	0	110,004,686	0.1383%
		68985 Starmount Life Ins Co	84,353	0	24,415,603	0	0	24,499,956	0.0308%
		67598 Paul Revere Life Ins Co	426,635	0	11,550,113	0	0	11,976,748	0.0151%
		67601 Unum Ins Co	123,285	0	5,803,474	1,889,989	0	7,816,748	0.0098%
			199,459,717	22,920	637,170,914	2,052,852	0	838,706,403	1.0548%
161	70955	USA Life One Ins Co Of IN							
		70955 USA Life One Ins Co Of IN	529	0	0	0	0	529	0.0000%
			529	0	0	0	0	529	0.0000%
162	4832	Voya Financial Grp							
		86509 Voya Retirement Ins & Ann Co	6,636,094	1,176,552,468	470	333,640	154,299,363	1,337,822,035	1.6825%
		67105 Reliastar Life Ins Co	168,243,168	20,958,929	220,692,526	486,054	0	410,380,677	0.5161%
		61360 Reliastar Life Ins Co Of NY	2,392,594	2,400	3,140,792	0	0	5,535,786	0.0070%
			177,271,856	1,197,513,797	223,833,788	819,694	154,299,363	1,753,738,498	2.2056%
163	836	WEST SOUTHERN GRP							
		92622 Western Southern Life Assur Co	8,040,441	340,949,130	0	3,814,121	0	352,803,692	0.4437%
		70939 Gerber Life Ins Co	44,196,874	0	26,167,947	0	0	70,364,821	0.0885%
		65242 Lafayette Life Ins Co	42,082,620	18,023,750	9,718	150,000	0	60,266,088	0.0758%
		99937 Columbus Life Ins Co	57,979,355	533,568	349	60,008	0	58,573,280	0.0737%
		74780 Integrity Life Ins Co	10,525	18,921,879	0	3,085,117	0	22,017,521	0.0277%
		70483 Western & Southern Life Ins Co	10,193,610	0	718,908	0	0	10,912,518	0.0137%
			162,503,425	378,428,327	26,896,922	7,109,246	0	574,937,920	0.7231%

2021 CALIFORNIA LIFE & ANNUITY MARKET SHARE REPORT

Premium Written During The Calendar Year

Sorted by Group Name

Source: NAIC Database

Active companies only

Rec #	Group #	Group Name NAIC # Company Name	[1] Life Insurance	[2] Annuity Considerations	[3] Accident and Health	[4] Deposit Type Contracts	[5] Other Considerations	[6] Total Premium Sum of [1] thru [5]	[7] Market Share
164	4213	Wilton Re Grp							
		69396 Texas Life Ins Co	35,017,683	0	0	0	0	35,017,683	0.0440%
		62413 Wilcac Life Ins Co	25,636,916	62,370	877,519	1,906,083	0	28,482,888	0.0358%
		60704 Wilton Reassur Life Co of NY	1,173,352	3,700	22,838	0	0	1,199,890	0.0015%
			61,827,951	66,070	900,357	1,906,083	0	64,700,461	0.0814%
165	98	WR Berkley Corp GRP							
		64890 Berkley Life & Hlth Ins Co	2,643	0	36,100,101	0	0	36,102,744	0.0454%
			2,643	0	36,100,101	0	0	36,102,744	0.0454%
166	212	ZURICH INS GRP							
		63177 Farmers New World Life Ins Co	345,792,563	5,850,862	5,984,244	6,996,595	0	364,624,264	0.4586%
		90557 Zurich Amer Life Ins Co	42,415,878	23,888,204	14,158,059	0	0	80,462,141	0.1012%
		80896 Centre Life Ins Co	0	0	1,653,401	0	0	1,653,401	0.0021%
			388,208,441	29,739,066	21,795,704	6,996,595	0	446,739,806	0.5619%
Total:			20,826,509,903	27,676,727,950	16,582,512,452	3,279,460,277	11,146,827,264	79,512,037,846	100.0000%

2021 CALIFORNIA LIFE & ANNUITY MARKET SHARE REPORT

Premiums Written During The Calendar Year
Sorted By Market Share [Written Premium]

Record Count	Company Code	Company Name	Life Insurance	Annuity Considerations	Accident And Health	Deposit Type Contract Funds	Other Considerations	Total	Market Share
1	68241	Prudential Ins Co Of Amer	399,981,610	455,857,986	171,398,377	28,134,082	4,443,237,659	5,498,609,714	6.915443%
2	65935	Massachusetts Mut Life Ins Co	1,021,052,097	946,109,883	65,553,579	750,288,921	568,875,467	3,351,879,947	4.215563%
3	65838	John Hancock Life Ins Co USA	610,493,530	4,249,431	98,954,451	0	2,187,863,013	2,901,560,425	3.649209%
4	65676	Lincoln Natl Life Ins Co	857,911,575	1,294,040,004	371,781,532	0	0	2,523,733,111	3.174026%
5	61689	Athene Ann & Life Co	6,293,888	2,333,052,253	45,764	0	0	2,339,391,905	2.942186%
6	79413	UnitedHealthcare Ins Co	3,460,819	0	2,322,222,122	0	0	2,325,682,941	2.924944%
7	60054	Aetna Life Ins Co	3,152,308	1,727,931	2,169,498,864	5,800,247	0	2,180,179,350	2.741949%
8	66915	New York Life Ins Co	1,304,596,666	136,186,636	71,312,528	0	656,910,476	2,169,006,306	2.727897%
9	60488	American Gen Life Ins Co	597,236,255	1,520,581,536	5,058,599	29,930,859	0	2,152,807,249	2.707524%
10	65978	Metropolitan Life Ins Co	817,402,696	33,545,375	971,275,642	7,876,962	163,421,364	1,993,522,039	2.507195%
11	90611	Allianz Life Ins Co Of N Amer	295,032,768	1,625,921,812	8,765,061	0	0	1,929,719,641	2.426953%
12	86231	Transamerica Life Ins Co	1,099,255,933	195,720,404	137,718,423	411,615	461,178,761	1,894,285,136	2.382388%
13	62825	Anthem Blue Cross Life & Hlth Ins Co	61,518,643		1,738,274,771			1,799,793,414	2.263548%
14	61271	Principal Life Ins Co	121,978,702	186,393,202	286,661,816	1,179,697,331	644,362	1,775,375,413	2.232839%
15	65056	Jackson Natl Life Ins Co	65,361,593	1,685,873,247	2,375,356	0	0	1,753,610,196	2.205465%
16	67369	Cigna Hlth & Life Ins Co	17,605	0	1,746,501,413	(55,112)	0	1,746,463,906	2.196477%
17	67466	Pacific Life Ins Co	758,564,532	771,219,677	0	69,824,869	0	1,599,609,078	2.011782%
18	91596	New York Life Ins & Ann Corp	282,985,851	1,278,575,935	0	9,078,658	0	1,570,640,444	1.975349%
19	67091	Northwestern Mut Life Ins Co	1,320,326,296	94,248,338	101,027,999	1,479,650	0	1,517,082,283	1.907991%
20	62944	Equitable Financial Life Ins Co	206,950,642	1,238,228,685	2,650,757	0	35,387,943	1,483,218,027	1.865401%
21	86509	Voya Retirement Ins & Ann Co	6,636,094	1,176,552,468	470	333,640	154,299,363	1,337,822,035	1.682540%
22	66869	Nationwide Life Ins Co	91,275,665	1,093,645,149	15,039,481	0	0	1,199,960,295	1.509156%
23	70688	Transamerica Financial Life Ins Co	1,160,285	984,503	290,439	0	1,157,153,238	1,159,588,465	1.458381%
24	66044	Midland Natl Life Ins Co	486,233,777	523,593,729	668	563,478	0	1,010,391,652	1.270740%
25	65528	Life Ins Co Of The Southwest	642,337,984	361,563,356	434	360,923	0	1,004,262,697	1.263032%
26	87726	Brighthouse Life Ins Co	202,415,093	771,846,197	9,543,842	40,950	25,713	983,871,795	1.237387%
27	64246	Guardian Life Ins Co Of Amer	316,714,440	817,351	545,208,896	60,613	0	862,801,300	1.085120%
28	91642	Forethought Life Ins Co	45,873,096	796,788,364	3,469,923	9,484,700	0	855,616,083	1.076084%
29	66141	Health Net Life Ins Co	863,110	0	842,135,677	0	0	842,998,787	1.060215%

2021 CALIFORNIA LIFE & ANNUITY MARKET SHARE REPORT

Premiums Written During The Calendar Year
Sorted By Market Share [Written Premium]

Record Count	Company Code	Company Name	Life Insurance	Annuity Considerations	Accident And Health	Deposit Type Contract Funds	Other Considerations	Total	Market Share
30	69019	Standard Ins Co	131,855,237	60,633,883	281,024,680	944,722	338,310,528	812,769,050	1.022196%
31	63274	Fidelity & Guar Life Ins Co	120,390,359	657,338,631	0	194,798	0	777,923,788	0.978372%
32	68608	Symetra Life Ins Co	103,574,860	536,816,932	63,238,546	9,504,437	0	713,134,775	0.896889%
33	66168	Minnesota Life Ins Co	338,239,204	44,791,574	36,380,094	37,672,123	231,286,483	688,369,478	0.865742%
34	79227	Pruco Life Ins Co	601,462,470	52,224,567	0	7,023,823	0	660,710,860	0.830957%
35	69345	Teachers Ins & Ann Assoc Of Amer	12,876,099	598,857,239	525,286	33,581,520	0	645,840,144	0.812255%
36	65005	RiverSource Life Ins Co	121,905,311	494,551,386	25,493,192	0	0	641,949,889	0.807362%
37	86630	Fortitude Life Ins & Ann Co	590,107	568,511,159	0	3,059,725	0	572,160,991	0.719590%
38	92657	Nationwide Life & Ann Ins Co	450,440,190	102,578,204	0	0	0	553,018,394	0.695515%
39	69108	State Farm Life Ins Co	539,990,033	10,498,536	0	123,118	0	550,611,687	0.692488%
40	62235	Unum Life Ins Co Of Amer	142,358,243	1,924	370,715,956	162,863	0	513,238,986	0.645486%
41	60895	American United Life Ins Co	39,328,141	458,246,120	108,840	188,822	0	497,871,923	0.626159%
42	69663	USAA Life Ins Co	108,362,765	320,839,662	47,908,491	9,023,184	0	486,134,102	0.611397%
43	65919	Primerica Life Ins Co	484,240,075	44,339	23,360	1,372,806	0	485,680,580	0.610826%
44	68136	Protective Life Ins Co	312,635,503	169,155,301	254,663	2,229,237	0	484,274,704	0.609058%
45	69868	United Of Omaha Life Ins Co	232,322,988	98,058,682	84,089,873	57,419,860	329,714	472,221,117	0.593899%
46	65498	Life Ins Co Of N Amer	224,815,454	0	242,010,526	0	0	466,825,980	0.587114%
47	68322	Great W Life & Ann Ins Co	21,294,351	34,642,421	8,450,599	2,016,906	371,814,228	438,218,505	0.551135%
48	93629	Prudential Retirement Ins & Ann Co	0	(7,350)	0	435,595,373	(157,585)	435,430,438	0.547628%
49	63312	Great American Life Ins Co	5,352,582	428,389,022	12,940	119,035	0	433,873,579	0.545670%
50	61301	Ameritas Life Ins Corp	100,131,700	192,300,910	122,606,558	12,717,016	0	427,756,184	0.537977%
51	70815	Hartford Life & Accident Ins Co	170,955,180	0	256,095,615	0	0	427,050,795	0.537089%
52	67105	Reliastar Life Ins Co	168,243,168	20,958,929	220,692,526	486,054	0	410,380,677	0.516124%
53	60410	American Fidelity Assur Co	53,723,931	120,264,646	210,606,998	0	0	384,595,575	0.483695%
54	60142	TIAA Cref Life Ins Co	21,523,760	17,621,120	216,123	344,527,609	0	383,888,612	0.482806%
55	60380	American Family Life Assur Co of Col	27,385,342	0	351,639,310	0	0	379,024,652	0.476688%
56	63177	Farmers New World Life Ins Co	345,792,563	5,850,862	5,984,244	6,996,595	0	364,624,264	0.458577%
57	60739	American Natl Ins Co	101,822,382	250,321,901	794,146	7,115,905	0	360,054,334	0.452830%
58	92622	Western Southern Life Assur Co	8,040,441	340,949,130	0	3,814,121	0	352,803,692	0.443711%

2021 CALIFORNIA LIFE & ANNUITY MARKET SHARE REPORT

Premiums Written During The Calendar Year
Sorted By Market Share [Written Premium]

Record Count	Company Code	Company Name	Life Insurance	Annuity Considerations	Accident And Health	Deposit Type Contract Funds	Other Considerations	Total	Market Share
59	71854	AAA Life Ins Co	320,084,299	14,400,583	15,512,225	390,942	0	350,388,049	0.440673%
60	66974	North Amer Co Life & Hlth Ins	114,238,359	220,061,332	6	501,044	0	334,800,741	0.421069%
61	93696	Fidelity Investments Life Ins Co	1,933,183	314,681,666	0	0	0	316,614,849	0.398197%
62	70025	Genworth Life Ins Co	28,988,667	578,636	282,831,186	0	0	312,398,489	0.392895%
63	80802	US Br Sun Life Assur Co of Canada	78,777,951	0	214,742,879	0	0	293,520,830	0.369153%
64	97136	Metropolitan Tower Life Ins Co	27,036,816	250,742,867	483,197	200,474	0	278,463,354	0.350215%
65	70238	Variable Ann Life Ins Co	0	242,580,282	0	33,827,538	0	276,407,820	0.347630%
66	88072	Talcott Resolution Life Ins Co	5,171,942	18,133,688	731,786	131,784,004	93,933,511	249,754,931	0.314110%
67	68802	Sentinel Security Life Ins Co	2,241,176	244,480,763	114,007	17,796	0	246,853,742	0.310461%
68	61557	Blue Shield of CA Life & Hlth Ins Co	10,343,596	0	220,830,091	0	0	231,173,687	0.290740%
69	68675	Security Benefit Life Ins Co	1,076,003	227,932,513	0	0	0	229,008,516	0.288017%
70	68381	Reliance Standard Life Ins Co	47,191,611	70,129,998	108,874,461	0	0	226,196,070	0.284480%
71	88668	Mutual Of Amer Life Ins Co	302,190	869,173	98,686	0	222,807,437	224,077,486	0.281816%
72	93742	Securian Life Ins Co	173,006,829	9,673,500	11,949,992	5,111,786	0	199,742,107	0.251210%
73	79065	Delaware Life Ins Co	3,076,146	193,841,809	0	0	0	196,917,955	0.247658%
74	62049	Colonial Life & Accident Ins Co	37,168,897	20,996	133,979,386	0	0	171,169,279	0.215275%
75	62200	Accordia Life & Ann Co	166,946,401	0	0	0	0	166,946,401	0.209964%
76	67644	Penn Mut Life Ins Co	149,277,379	14,834,683	334,424	1,812,369	0	166,258,855	0.209099%
77	66583	National Guardian Life Ins Co	97,705,741	5,689,071	58,186,780	425,406	0	162,006,998	0.203752%
78	65595	Lincoln Benefit Life Co	145,113,316	2,714,986	9,188,618	4,080,522	0	161,097,442	0.202608%
79	60577	American Income Life Ins Co	143,143,116	0	10,121,386	0	0	153,264,502	0.192756%
80	67989	American Memorial Life Ins Co	151,549,019	334,640	0	0	0	151,883,659	0.191020%
81	62626	CMFG Life Ins Co	45,590,549	12,737,762	42,842,453	384,993	50,115,602	151,671,359	0.190753%
82	94250	Banner Life Ins Co	131,276,588	14,463,984	1,002,613	0	0	146,743,185	0.184555%
83	68713	Security Life Of Denver Ins Co	145,529,076	1,051	0	0	0	145,530,127	0.183029%
84	64017	Jefferson Natl Life Ins Co	960,646	137,453,274	5,561	1,506,118	0	139,925,599	0.175980%
85	92738	American Equity Invest Life Ins Co	11,553	129,659,689	0	1,173,166	0	130,844,408	0.164559%
86	71161	Principal Natl Life Ins Co	129,217,499	0	0	0	0	129,217,499	0.162513%
87	69116	State Life Ins Co	98,648,864	20,764,898	2,979,507	484,463	0	122,877,732	0.154540%

2021 CALIFORNIA LIFE & ANNUITY MARKET SHARE REPORT

Premiums Written During The Calendar Year
Sorted By Market Share [Written Premium]

Record Count	Company Code	Company Name	Life Insurance	Annuity Considerations	Accident And Health	Deposit Type Contract Funds	Other Considerations	Total	Market Share
88	62510	Equitrust Life Ins Co	576,462	118,515,967	0	2,386,279	0	121,478,708	0.152780%
89	65536	Genworth Life & Ann Ins Co	117,007,575	1,665,669	565,098	0	0	119,238,342	0.149963%
90	61263	Bankers Life & Cas Co	37,499,625	44,188,108	36,034,549	165,634	0	117,887,916	0.148264%
91	64238	Guaranty Income Life Ins Co	5,315	117,835,622	0	0	0	117,840,937	0.148205%
92	78077	Equitable Financial Life Ins Co of A	100,601,400	2,855,163	11,240,028	0	0	114,696,591	0.144251%
93	65927	Lincoln Heritage Life Ins Co	111,616,194	2,970	179,740	0	0	111,798,904	0.140606%
94	68195	Provident Life & Accident Ins Co	19,298,304	0	90,706,382	0	0	110,004,686	0.138350%
95	92711	HCC Life Ins Co	465,530	3,600	107,941,882	0	0	108,411,012	0.136345%
96	71153	Talcott Resolution Life & Ann Ins Co	84,174,069	18,910,401	10,873	0	5,055,798	108,151,141	0.136019%
97	62952	SILAC Ins Co	30,832	97,313,802	767,571	565,483	0	98,677,688	0.124104%
98	68810	Sentry Life Ins Co	2,070,377	93,744,392	0	0	0	95,814,769	0.120503%
99	61999	Americo Fin Life & Ann Ins Co	32,241,915	61,039,791	150,612	185,469	0	93,617,787	0.117740%
100	93432	CM Life Ins Co	20,747,968	72,646,338	0	0	0	93,394,306	0.117459%
101	71412	Mutual Of Omaha Ins Co	0	0	89,920,167	0	0	89,920,167	0.113090%
102	61069	Anthem Life Ins Co	5,530,343	0	79,434,331	0	0	84,964,674	0.106858%
103	90557	Zurich Amer Life Ins Co	42,415,878	23,888,204	14,158,059	0	0	80,462,141	0.101195%
104	86126	Members Life Ins Co	452,174	79,822,842	0	116,804	0	80,391,820	0.101106%
105	60232	Lombard Intl Life Assur Co	676	79,256,145	0	0	0	79,256,821	0.099679%
106	93262	Penn Ins & Ann Co	70,441,369	2,554,539	0	0	0	72,995,908	0.091805%
107	60445	Sagicor Life Ins Co	4,345,766	61,512,208	1,723	5,523,589	0	71,383,286	0.089777%
108	70939	Gerber Life Ins Co	44,196,874	0	26,167,947	0	0	70,364,821	0.088496%
109	61425	Trustmark Ins Co	56,613,091	3,190	12,833,766	0	0	69,450,047	0.087345%
110	71870	Fidelity Security Life Ins Co	5,624,926	300,371	63,057,897	0	0	68,983,194	0.086758%
111	93734	Nassau Life & Ann Co	697,312	62,471,036	1,818,978	0	0	64,987,326	0.081733%
112	71730	Continental Amer Ins Co	1,472,918	0	62,285,193	0	0	63,758,111	0.080187%
113	91472	Globe Life & Accident Ins Co	58,789,756	0	3,321,932	0	0	62,111,688	0.078116%
114	70335	West Coast Life Ins Co	60,353,669	5,853	340	90,857	0	60,450,719	0.076027%
115	65242	Lafayette Life Ins Co	42,082,620	18,023,750	9,718	150,000	0	60,266,088	0.075795%
116	91529	Unimerica Ins Co	8,332,620	0	50,876,554	0	0	59,209,174	0.074466%

2021 CALIFORNIA LIFE & ANNUITY MARKET SHARE REPORT

Premiums Written During The Calendar Year
Sorted By Market Share [Written Premium]

Record Count	Company Code	Company Name	Life Insurance	Annuity Considerations	Accident And Health	Deposit Type Contract Funds	Other Considerations	Total	Market Share
117	99937	Columbus Life Ins Co	57,979,355	533,568	349	60,008	0	58,573,280	0.073666%
118	71714	Berkshire Life Ins Co of Amer	449,627	0	57,254,142	0	0	57,703,769	0.072572%
119	76112	Oxford Life Ins Co	3,060,683	52,792,373	322,165	0	0	56,175,221	0.070650%
120	68543	Liberty Bankers Life Ins Co	1,675,053	52,704,050	6,477	1,129,236	0	55,514,816	0.069819%
121	67172	Ohio Natl Life Ins Co	43,517,901	5,632,927	608,336	149,739	4,126,489	54,035,392	0.067959%
122	60534	American Heritage Life Ins Co	5,394,286	6,080	45,439,749	0	0	50,840,115	0.063940%
123	70866	Everlake Assur Co	50,021,663	0	0	0	0	50,021,663	0.062911%
124	60186	Everlake Life Ins Co	45,483,673	2,179,139	1,779,940	0	0	49,442,752	0.062183%
125	69000	Northwestern Long Term Care Ins Co	0	0	47,512,588	0	0	47,512,588	0.059755%
126	62065	Colonial Penn Life Ins Co	26,123,357	0	21,148,942	0	0	47,272,299	0.059453%
127	92916	United Amer Ins Co	452,439	379,932	44,889,525	0	0	45,721,896	0.057503%
128	66680	National Life Ins Co	40,384,909	22,558	1,145,932	0	0	41,553,399	0.052261%
129	89206	Ohio Natl Life Assur Corp	40,124,585	0	1,017,792	0	0	41,142,377	0.051744%
130	60183	S USA Life Ins Co Inc	2,966,964	38,090,471	21,341	0	0	41,078,776	0.051664%
131	78778	Guardian Ins & Ann Co Inc	4,384,789	33,159,224	0	2,575,369	206,047	40,325,429	0.050716%
132	66850	National Western Life Ins Co	21,873,510	17,849,687	0	0	0	39,723,197	0.049959%
133	69973	United Life Ins Co	2,503,409	35,832,054	938	1,230,265	0	39,566,666	0.049762%
134	92444	Companion Life Ins Co of CA	1,138	8,000	36,206,472	3,091,875	0	39,307,485	0.049436%
135	71390	Puritan Life Ins Co of Amer	484,919	38,283,185	53,520	17,881	0	38,839,505	0.048847%
136	62146	Combined Ins Co Of Amer	5,976,202	0	31,301,288	0	0	37,277,490	0.046883%
137	65722	Loyal Amer Life Ins Co	163,774	802	37,066,571	1,393	0	37,232,540	0.046826%
138	83607	Clear Spring Life & Ann Co	18,557	36,389,262	378	385,880	0	36,794,077	0.046275%
139	64505	Homesteaders Life Co	36,032,654	456,522	0	0	0	36,489,176	0.045891%
140	87963	National Teachers Assoc Life Ins Co	417,195	0	35,838,824	0	0	36,256,019	0.045598%
141	64890	Berkley Life & Hlth Ins Co	2,643	0	36,100,101	0	0	36,102,744	0.045405%
142	93440	HM Life Ins Co	1,081	0	35,979,415	0	0	35,980,496	0.045252%
143	71480	Great Western Ins Co	34,912,016	935,366	0	0	0	35,847,382	0.045084%
144	69396	Texas Life Ins Co	35,017,683	0	0	0	0	35,017,683	0.044041%
145	67539	Pan Amer Life Ins Co	324,844	16,480	34,169,324	0	0	34,510,648	0.043403%

2021 CALIFORNIA LIFE & ANNUITY MARKET SHARE REPORT

Premiums Written During The Calendar Year
Sorted By Market Share [Written Premium]

Record Count	Company Code	Company Name	Life Insurance	Annuity Considerations	Accident And Health	Deposit Type Contract Funds	Other Considerations	Total	Market Share
146	13183	Eagle Life Ins Co	0	31,058,156	0	0	0	31,058,156	0.039061%
147	70319	Washington Natl Ins Co	6,963,803	925,557	22,832,792	0	0	30,722,152	0.038638%
148	64513	Horace Mann Life Ins Co	7,097,890	23,464,118	7,632	141,808	0	30,711,448	0.038625%
149	62308	Connecticut Gen Life Ins Co	24,466,908	(56,644)	5,093,215	592,997	0	30,096,476	0.037851%
150	61832	Chesapeake Life Ins Co	3,824,481	116,561	26,137,482	0	0	30,078,524	0.037829%
151	62413	Wilcac Life Ins Co	25,636,916	62,370	877,519	1,906,083	0	28,482,888	0.035822%
152	66427	Mutual Trust Life Ins Co a Pan Amer	27,519,559	82,747	8,769	1,856	0	27,612,931	0.034728%
153	69744	Union Labor Life Ins Co	6,743,933	0	19,419,718	0	0	26,163,651	0.032905%
154	68985	Starmount Life Ins Co	84,353	0	24,415,603	0	0	24,499,956	0.030813%
155	91693	IA Amer Life Ins Co	21,631,332	2,398,765	7,228	0	0	24,037,325	0.030231%
156	74780	Integrity Life Ins Co	10,525	18,921,879	0	3,085,117	0	22,017,521	0.027691%
157	71439	Assurity Life Ins Co	15,077,148	22,500	6,165,509	0	0	21,265,157	0.026745%
158	65129	Kansas City Life Ins Co	16,905,296	1,615,194	2,072,766	403,937	0	20,997,193	0.026408%
159	70435	The Savings Bank Mut Life Ins Co of	19,664,447	571,479	0	0	0	20,235,926	0.025450%
160	69930	United Ins Co Of Amer	19,605,562	0	572,191	0	0	20,177,753	0.025377%
161	93548	PHL Variable Ins Co	19,324,545	91,288	0	0	0	19,415,833	0.024419%
162	63258	Federated Life Ins Co	14,656,717	1,141,880	2,367,265	0	0	18,165,862	0.022847%
163	82538	National Hlth Ins Co	76,184	0	17,275,469	0	0	17,351,653	0.021823%
164	67814	Nassau Life Ins Co	16,591,765	100,469	38,681	0	0	16,730,915	0.021042%
165	80985	4 Ever Life Ins Co	444,759	0	16,257,001	1,258	0	16,703,018	0.021007%
166	68594	American Amicable Life Ins Co Of TX	14,891,771	941,255	0	0	0	15,833,026	0.019913%
167	63290	Fidelity Life Assn A Legal Reserve L	15,665,537	0	29,152	0	0	15,694,689	0.019739%
168	68500	Continental Life Ins Co Brentwood	6,095	0	15,634,684	0	0	15,640,779	0.019671%
169	72125	Physicians Life Ins Co	14,380,892	9,800	449,293	141,149	0	14,981,134	0.018841%
170	67652	First Penn Pacific Life Ins Co	14,568,253	20,340	3,902	0	0	14,592,495	0.018353%
171	93661	Annuity Investors Life Ins Co	0	14,323,210	0	0	0	14,323,210	0.018014%
172	61883	ManhattanLife Ins & Ann Co	476,799	0	12,746,896	0	0	13,223,695	0.016631%
173	67598	Paul Revere Life Ins Co	426,635	0	11,550,113	0	0	11,976,748	0.015063%
174	64343	Pacific Guardian Life Ins Co Ltd	11,773,331	148	148	103,066	0	11,876,693	0.014937%

2021 CALIFORNIA LIFE & ANNUITY MARKET SHARE REPORT

Premiums Written During The Calendar Year
Sorted By Market Share [Written Premium]

Record Count	Company Code	Company Name	Life Insurance	Annuity Considerations	Accident And Health	Deposit Type Contract Funds	Other Considerations	Total	Market Share
175	72850	United World Life Ins Co	72,336	0	11,766,349	0	0	11,838,685	0.014889%
176	76236	The Cincinnati Life Ins Co	8,808,763	2,851,529	15,651	0	0	11,675,943	0.014684%
177	70483	Western & Southern Life Ins Co	10,193,610	0	718,908	0	0	10,912,518	0.013724%
178	69310	Surety Life Ins Co	10,560,408	118,113	8,288	0	0	10,686,809	0.013440%
179	66370	Mony Life Ins Co	8,653,618	361,985	1,217,674	0	0	10,233,277	0.012870%
180	70408	Union Security Ins Co	5,157,397	700,356	3,753,243	(50)	0	9,610,946	0.012087%
181	91626	New England Life Ins Co	9,286,205	200,701	32,523	0	0	9,519,429	0.011972%
182	60216	Amalgamated Life Ins Co	202,556	0	9,245,049	0	0	9,447,605	0.011882%
183	84824	Commonwealth Ann & Life Ins Co	2,370,038	6,016,218	1,963	593,273	0	8,981,492	0.011296%
184	69485	Security Natl Life Ins Co	8,651,072	221,746	1,049	9,601	0	8,883,468	0.011172%
185	60518	American Hlth & Life Ins Co	5,403,427	0	3,405,898	22,202	0	8,831,527	0.011107%
186	68772	Security Mut Life Ins Co Of NY	8,398,704	5,865	14,240	0	0	8,418,809	0.010588%
187	93572	RGA Reins Co	0	0	8,386,126	0	0	8,386,126	0.010547%
188	77968	Family Heritage Life Ins Co Of Amer	74,345	0	8,002,073	0	0	8,076,418	0.010157%
189	77879	5 Star Life Ins Co	7,769,911	0	196,747	0	0	7,966,658	0.010019%
190	67601	Unum Ins Co	123,285	0	5,803,474	1,889,989	0	7,816,748	0.009831%
191	86355	Standard Life & Accident Ins Co	699,768	12,200	6,835,816	0	0	7,547,784	0.009493%
192	80942	Venerable Ins & Ann Co	1,395,367	6,112,864	144	0	0	7,508,375	0.009443%
193	85189	Western United Life Assur Co	195	7,204,634	56,454	0	0	7,261,283	0.009132%
194	80659	US Business of Canada Life Assur Co	6,746,029	0	478,803	0	0	7,224,832	0.009086%
195	80926	Sun Life & Hlth Ins Co	6,598,781	0	504,400	0	0	7,103,181	0.008933%
196	73504	Lumico Life Ins Co	6,978,796	0	62,224	0	0	7,041,020	0.008855%
197	71773	American Natl Life Ins Co Of TX	127,555	0	6,878,203	0	0	7,005,758	0.008811%
198	84530	US Financial Life Ins Co	6,977,713	0	0	0	0	6,977,713	0.008776%
199	77720	LifeSecure Ins Co	285,836	36,604	6,547,708	0	0	6,870,148	0.008640%
200	76023	Columbian Life Ins Co	6,665,669	300	0	0	0	6,665,969	0.008384%
201	72222	Amica Life Ins Co	6,229,052	117,017	0	0	0	6,346,069	0.007981%
202	62286	Golden Rule Ins Co	641,510	119,413	5,577,085	0	0	6,338,008	0.007971%
203	62057	Lincoln Life & Ann Co of NY	1,169,809	4,112,756	748,557	0	0	6,031,122	0.007585%

2021 CALIFORNIA LIFE & ANNUITY MARKET SHARE REPORT

Premiums Written During The Calendar Year
Sorted By Market Share [Written Premium]

Record Count	Company Code	Company Name	Life Insurance	Annuity Considerations	Accident And Health	Deposit Type Contract Funds	Other Considerations	Total	Market Share
204	64904	Investors Heritage Life Ins Co	29,384	5,857,776	0	0	0	5,887,160	0.007404%
205	63983	United Heritage Life Ins Co	2,953,657	2,874,284	52,492	378	0	5,880,811	0.007396%
206	69515	Medamerica Ins Co	0	0	5,878,175	0	0	5,878,175	0.007393%
207	61360	Reliastar Life Ins Co Of NY	2,392,594	2,400	3,140,792	0	0	5,535,786	0.006962%
208	65331	Liberty Natl Life Ins Co	5,298,358	1,170	190,610	0	0	5,490,138	0.006905%
209	67148	Occidental Life Ins Co Of NC	3,865,018	1,585,281	0	0	0	5,450,299	0.006855%
210	14406	Industrial Alliance Ins & Fin Serv I	3,580,241	1,730,786	0	0	0	5,311,027	0.006680%
211	61395	Beneficial Life Ins Co	4,705,002	156,849	0	3,965	0	4,865,816	0.006120%
212	78662	Senior Life Ins Co	4,822,224	0	0	0	0	4,822,224	0.006065%
213	67199	Old Amer Ins Co	4,610,642	0	20,449	0	0	4,631,091	0.005824%
214	65781	Madison Natl Life Ins Co Inc	427,259	504,999	3,665,517	0	0	4,597,775	0.005782%
215	93521	Granular Ins Co	0	0	4,576,587	0	0	4,576,587	0.005756%
216	70106	United States Life Ins Co in the Cit	2,479,172	654,231	1,364,221	0	0	4,497,624	0.005657%
217	61476	Boston Mut Life Ins Co	2,631,652	0	1,804,836	0	0	4,436,488	0.005580%
218	62863	Trustmark Life Ins Co	289,736	0	3,912,560	0	0	4,202,296	0.005285%
219	61700	Renaissance Life & Hlth Ins Co of Am	9,965	0	3,962,525	0	0	3,972,490	0.004996%
220	90212	Great Southern Life Ins Co	3,549,576	262,970	122,214	28,174	0	3,962,934	0.004984%
221	69892	United Farm Family Life Ins Co	3,925,165	25	0	365	0	3,925,555	0.004937%
222	11121	Unified Life Ins Co	438,793	2,554	3,462,536	0	0	3,903,883	0.004910%
223	64211	Guarantee Trust Life Ins Co	1,718,226	6,459	2,088,282	70,893	0	3,883,860	0.004885%
224	67873	Pioneer Amer Ins Co	3,716,194	93,903	0	0	0	3,810,097	0.004792%
225	67911	Pioneer Mut Life Ins Co	3,692,800	23,137	0	0	0	3,715,937	0.004673%
226	81779	Individual Assur Co Life Hlth & Acc	0	0	3,651,753	0	0	3,651,753	0.004593%
227	61492	Athene Annuity & Life Assur Co	2,767,686	70,997	625,313	0	0	3,463,996	0.004357%
228	71404	Continental Gen Ins Co	145,593	445,487	2,867,668	0	0	3,458,748	0.004350%
229	81353	NYLife Ins Co Of AZ	3,380,612	0	0	0	0	3,380,612	0.004252%
230	71129	Dearborn Life Ins Co	1,140,603	0	1,815,709	407,295	0	3,363,607	0.004230%
231	63967	Government Personnel Mut Life Ins Co	3,300,561	15,356	28,902	0	0	3,344,819	0.004207%
232	70416	MML Bay State Life Ins Co	3,298,144	0	0	0	0	3,298,144	0.004148%

2021 CALIFORNIA LIFE & ANNUITY MARKET SHARE REPORT

Premiums Written During The Calendar Year
Sorted By Market Share [Written Premium]

Record Count	Company Code	Company Name	Life Insurance	Annuity Considerations	Accident And Health	Deposit Type Contract Funds	Other Considerations	Total	Market Share
233	69272	Ibexis Life & Ann Ins Co	2,989,784	239,144	0	0	0	3,228,928	0.004061%
234	84174	ELCO Mut Life & Ann	10,321	2,462,245	0	700,797	0	3,173,363	0.003991%
235	61212	Baltimore Life Ins Co	2,472,195	0	5,615	686,557	0	3,164,367	0.003980%
236	90638	Best Life & Hlth Ins Co	200,177	0	2,709,727	0	0	2,909,904	0.003660%
237	93459	Pan Amer Assur Co	2,621,551	0	0	0	0	2,621,551	0.003297%
238	67784	Philadelphia Amer Life Ins Co	0	0	2,413,966	0	0	2,413,966	0.003036%
239	80314	Unicare Life & Hlth Ins Co	829,573	0	1,543,502	0	0	2,373,075	0.002985%
240	99775	Funeral Directors Life Ins Co	1,228,071	1,109,274	0	0	0	2,337,345	0.002940%
241	62596	Union Fidelity Life Ins Co	650,533	0	1,624,374	59,283	0	2,334,190	0.002936%
242	61875	Church Life Ins Corp	1,680,418	625,785	0	0	0	2,306,203	0.002900%
243	63053	Family Life Ins Co	1,845,947	0	416,213	0	0	2,262,160	0.002845%
244	67180	Ohio State Life Ins Co	2,031,300	622	0	156	0	2,032,078	0.002556%
245	69566	Trans World Assur Co	1,670,498	311,781	0	0	0	1,982,279	0.002493%
246	60399	American Family Life Ins Co	1,961,227	3,000	0	0	0	1,964,227	0.002470%
247	71099	Parker Centennial Assur Co	0	1,924,997	0	0	0	1,924,997	0.002421%
248	61182	Aurora Natl Life Assur Co	1,957,400	0	0	(135,501)	0	1,821,899	0.002291%
249	63223	Federal Life Ins Co	1,682,046	69,700	13,255	0	0	1,765,001	0.002220%
250	66087	Mid West Natl Life Ins Co Of TN	739,660	39,853	929,796	0	0	1,709,309	0.002150%
251	90328	First Hlth Life & Hlth Ins Co	1,191	0	1,695,797	0	0	1,696,988	0.002134%
252	80896	Centre Life Ins Co	0	0	1,653,401	0	0	1,653,401	0.002079%
253	67083	Manhattan Natl Life Ins Co	1,518,680	1,796	0	0	0	1,520,476	0.001912%
254	93777	Pavonia Life Ins Co of MI	1,470,521	0	16,987	0	0	1,487,508	0.001871%
255	84522	Auto Club Life Ins Co	1,033,522	395,402	6,804	0	0	1,435,728	0.001806%
256	93610	John Hancock Life & Hlth Ins Co	58,194	0	1,377,195	0	0	1,435,389	0.001805%
257	63819	Unity Financial Life Ins Co	1,432,014	0	0	0	0	1,432,014	0.001801%
258	63657	Garden State Life Ins Co	1,135,883	0	203,226	0	0	1,339,109	0.001684%
259	62880	Equitable Financial Life & Ann Co	1,304,265	0	0	0	0	1,304,265	0.001640%
260	64602	Independence Life & Ann Co	0	0	1,303,143	0	0	1,303,143	0.001639%
261	61409	National Benefit Life Ins Co	1,212,769	0	62,566	529	0	1,275,864	0.001605%

2021 CALIFORNIA LIFE & ANNUITY MARKET SHARE REPORT

Premiums Written During The Calendar Year
Sorted By Market Share [Written Premium]

Record Count	Company Code	Company Name	Life Insurance	Annuity Considerations	Accident And Health	Deposit Type Contract Funds	Other Considerations	Total	Market Share
262	64580	Illinois Mut Life Ins Co	1,137,762	0	135,737	0	0	1,273,499	0.001602%
263	65870	Manhattan Life Ins Co	991,714	64,824	208,841	0	0	1,265,379	0.001591%
264	67059	GPM Hlth & Life Ins Co	1,071,046	85,728	55,813	0	0	1,212,587	0.001525%
265	60704	Wilton Reassur Life Co of NY	1,173,352	3,700	22,838	0	0	1,199,890	0.001509%
266	13100	Omaha Ins Co	0	0	1,188,349	0	0	1,188,349	0.001495%
267	67261	Old Republic Life Ins Co	1,110,596	0	856	0	0	1,111,452	0.001398%
268	63487	Investors Life Ins Co N Amer	1,046,752	0	0	0	0	1,046,752	0.001316%
269	69922	United Home Life Ins Co	1,013,263	0	6,126	0	0	1,019,389	0.001282%
270	68047	Professional Ins Co	16,648	0	978,742	0	0	995,390	0.001252%
271	62928	EMC Natl Life Co	780,642	56,870	571	6,452	0	844,535	0.001062%
272	88366	American Retirement Life Ins Co	0	0	813,046	0	0	813,046	0.001023%
273	71471	Ability Ins Co	7,375	0	780,216	0	0	787,591	0.000991%
274	65080	John Alden Life Ins Co	466,495	0	302,530	0	0	769,025	0.000967%
275	60801	American Public Life Ins Co	16,348	0	752,463	0	0	768,811	0.000967%
276	99724	LifeShield Natl Ins Co	193,300	0	562,931	0	0	756,231	0.000951%
277	67946	Pioneer Security Life Ins Co	717,796	540	0	0	0	718,336	0.000903%
278	98205	Natl Foundation Life Ins Co	30,085	0	684,153	0	0	714,238	0.000898%
279	69140	First Allmerica Fin Life Ins Co	658,749	11,717	189	0	0	670,655	0.000843%
280	66265	Monarch Life Ins Co	65,327	0	530,054	0	0	595,381	0.000749%
281	60836	American Republic Ins Co	380,764	0	186,119	0	0	566,883	0.000713%
282	60429	American Fidelity Life Ins Co	476,236	55,144	0	0	0	531,380	0.000668%
283	68446	Oceanview Life & Annuity Co	7,798	501,271	9,762	0	0	518,831	0.000653%
284	77399	Sterling Life Ins Co	9,388	0	437,690	0	0	447,078	0.000562%
285	68039	Athene Ann & Life Assur Co of NY	306,824	110,144	0	0	0	416,968	0.000524%
286	31119	Medico Ins Co	2,198	0	384,963	0	0	387,161	0.000487%
287	66540	National Farmers Union Life Ins Co	385,541	61	0	0	0	385,602	0.000485%
288	62634	Delaware Amer Life Ins Co	71,428	0	312,533	0	0	383,961	0.000483%
289	68632	Vantis Life Ins Co	350,035	32,000	0	0	0	382,035	0.000480%
290	78700	Aetna Hlth & Life Ins Co	0	0	348,057	0	0	348,057	0.000438%

2021 CALIFORNIA LIFE & ANNUITY MARKET SHARE REPORT

Premiums Written During The Calendar Year
Sorted By Market Share [Written Premium]

Record Count	Company Code	Company Name	Life Insurance	Annuity Considerations	Accident And Health	Deposit Type Contract Funds	Other Considerations	Total	Market Share
291	87645	United Fidelity Life Ins Co	298,962	7,086	0	774	0	306,822	0.000386%
292	60275	American Bankers Life Assur Co Of FL	179,387	0	117,258	0	0	296,645	0.000373%
293	97268	Pacific Life & Ann Co	348,180	(95,793)	0	0	0	252,387	0.000317%
294	88536	Protective Life & Annuity Ins Co	234,826	0	0	0	0	234,826	0.000295%
295	89184	Sterling Investors Life Ins Co	171,033	7,300	55,822	0	0	234,155	0.000294%
296	62103	Columbian Mut Life Ins Co	188,712	5,878	15,504	0	0	210,094	0.000264%
297	66109	Midwestern United Life Ins Co	193,741	0	0	0	0	193,741	0.000244%
298	97985	LifeMap Assur Co	161,952	0	17,240	0	0	179,192	0.000225%
299	60003	Park Avenue Life Ins Co	176,103	0	0	0	0	176,103	0.000221%
300	67393	Ozark Natl Life Ins Co	171,159	0	616	0	0	171,775	0.000216%
301	68462	Reserve Natl Ins Co	26,149	0	134,379	0	0	160,528	0.000202%
302	97764	Idealife Ins Co	104,131	1,188	0	0	0	105,319	0.000132%
303	69647	Optum Ins of OH Inc	84,534	335	0	0	0	84,869	0.000107%
304	69078	Standard Security Life Ins Co Of NY	9,828	0	69,768	0	0	79,596	0.000100%
305	61751	Central States H & L Co Of Omaha	30,800	0	45,408	0	0	76,208	0.000096%
306	97152	Plateau Ins Co	24,950	0	36,962	0	0	61,912	0.000078%
307	97241	Settlers Life Ins Co	45,188	1,030	249	0	0	46,467	0.000058%
308	68284	Nassau Life Ins Co of KS	9,972	0	33,635	0	0	43,607	0.000055%
309	90247	Fortitude US Reins Co	33,701	0	0	150	0	33,851	0.000043%
310	61581	Capitol Life Ins Co	3,481	23,099	4,625	0	0	31,205	0.000039%
311	92908	Tier One Ins Co	0	0	21,974	0	0	21,974	0.000028%
312	69698	New Era Life Ins Co Of Midwest	8,939	1,100	0	8,664	0	18,703	0.000024%
313	62154	Ladder Life Ins Co	14,987	0	0	0	0	14,987	0.000019%
314	67903	Provident Amer Life & Hlth Ins Co	2,586	0	11,015	0	0	13,601	0.000017%
315	90581	Symetra Natl Life Ins Co	12,621	0	0	0	0	12,621	0.000016%
316	42129	United Security Assur Co Of PA	0	0	12,202	0	0	12,202	0.000015%
317	81426	Commercial Travelers Life Ins Co	0	0	11,210	0	0	11,210	0.000014%
318	68357	Reliable Life Ins Co	10,676	0	184	0	0	10,860	0.000014%
319	66001	American Benefit Life Ins Co	5,993	2,425	0	0	0	8,418	0.000011%

2021 CALIFORNIA LIFE & ANNUITY MARKET SHARE REPORT

Premiums Written During The Calendar Year Sorted By Market Share [Written Premium]

Record Count	Company Code	Company Name	Life Insurance	Annuity Considerations	Accident And Health	Deposit Type Contract Funds	Other Considerations	Total	Market Share
320	85561	Elips Life Ins Co	6,541	0	825	0	0	7,366	0.000009%
321	65951	Merit Life Ins Co	10,510	0	(3,531)	0	0	6,979	0.000009%
322	82880	CSI Life Ins Co	6,784	0	0	0	0	6,784	0.000009%
323	78743	New Era Life Ins Co	1,426	0	0	640	0	2,066	0.000003%
324	81213	American Maturity Life Ins Co	0	0	0	0	1,653	1,653	0.000002%
325	71323	Langhorne Reins AZ Ltd	1,448	0	0	0	0	1,448	0.000002%
326	74004	Family Serv Life Ins Co	553	0	0	0	0	553	0.000001%
327	70955	USA Life One Ins Co Of IN	529	0	0	0	0	529	0.000001%
328	76007	Old United Life Ins Co	400	0	0	0	0	400	0.000001%
Totals:			20,826,509,903	27,676,727,950	16,582,512,452	3,279,460,277	11,146,827,264	79,512,037,846	100.000000%

California Life & Annuity Market Share Report
Premiums Written During Calendar Year 2021
Line of Business: LIFE INSURANCE
Sorted By Market Share (Written Premium)

Record Count	Company Code	Company Name	Written Premium	Market Share
1	67091	Northwestern Mut Life Ins Co	1,320,326,296	6.339643%
2	66915	New York Life Ins Co	1,304,596,666	6.264116%
3	86231	Transamerica Life Ins Co	1,099,255,933	5.278157%
4	65935	Massachusetts Mut Life Ins Co	1,021,052,097	4.902656%
5	65676	Lincoln Natl Life Ins Co	857,911,575	4.119325%
6	65978	Metropolitan Life Ins Co	817,402,696	3.924818%
7	67466	Pacific Life Ins Co	758,564,532	3.642303%
8	65528	Life Ins Co Of The Southwest	642,337,984	3.084232%
9	65838	John Hancock Life Ins Co USA	610,493,530	2.931329%
10	79227	Pruco Life Ins Co	601,462,470	2.887966%
11	60488	American Gen Life Ins Co	597,236,255	2.867673%
12	69108	State Farm Life Ins Co	539,990,033	2.592801%
13	66044	Midland Natl Life Ins Co	486,233,777	2.334687%
14	65919	Primerica Life Ins Co	484,240,075	2.325114%
15	92657	Nationwide Life & Ann Ins Co	450,440,190	2.162821%
16	68241	Prudential Ins Co Of Amer	399,981,610	1.920541%
17	63177	Farmers New World Life Ins Co	345,792,563	1.660348%
18	66168	Minnesota Life Ins Co	338,239,204	1.624080%
19	71854	AAA Life Ins Co	320,084,299	1.536908%
20	64246	Guardian Life Ins Co Of Amer	316,714,440	1.520727%
21	68136	Protective Life Ins Co	312,635,503	1.501142%
22	90611	Allianz Life Ins Co Of N Amer	295,032,768	1.416621%
23	91596	New York Life Ins & Ann Corp	282,985,851	1.358777%
24	69868	United Of Omaha Life Ins Co	232,322,988	1.115516%
25	65498	Life Ins Co Of N Amer	224,815,454	1.079468%
26	62944	Equitable Financial Life Ins Co	206,950,642	0.993689%
27	87726	Brighthouse Life Ins Co	202,415,093	0.971911%
28	93742	Securian Life Ins Co	173,006,829	0.830705%
29	70815	Hartford Life & Accident Ins Co	170,955,180	0.820854%
30	67105	Reliastar Life Ins Co	168,243,168	0.807832%
31	62200	Accordia Life & Ann Co	166,946,401	0.801605%
32	67989	American Memorial Life Ins Co	151,549,019	0.727674%
33	67644	Penn Mut Life Ins Co	149,277,379	0.716766%
34	68713	Security Life Of Denver Ins Co	145,529,076	0.698768%
35	65595	Lincoln Benefit Life Co	145,113,316	0.696772%
36	60577	American Income Life Ins Co	143,143,116	0.687312%
37	62235	Unum Life Ins Co Of Amer	142,358,243	0.683543%
38	69019	Standard Ins Co	131,855,237	0.633112%
39	94250	Banner Life Ins Co	131,276,588	0.630334%
40	71161	Principal Natl Life Ins Co	129,217,499	0.620447%
41	61271	Principal Life Ins Co	121,978,702	0.585690%

California Life & Annuity Market Share Report
Premiums Written During Calendar Year 2021
Line of Business: LIFE INSURANCE
Sorted By Market Share (Written Premium)

Record Count	Company Code	Company Name	Written Premium	Market Share
42	65005	RiverSource Life Ins Co	121,905,311	0.585337%
43	63274	Fidelity & Guar Life Ins Co	120,390,359	0.578063%
44	65536	Genworth Life & Ann Ins Co	117,007,575	0.561820%
45	66974	North Amer Co Life & Hlth Ins	114,238,359	0.548524%
46	65927	Lincoln Heritage Life Ins Co	111,616,194	0.535933%
47	69663	USAA Life Ins Co	108,362,765	0.520312%
48	68608	Symetra Life Ins Co	103,574,860	0.497322%
49	60739	American Natl Ins Co	101,822,382	0.488908%
50	78077	Equitable Financial Life Ins Co of A	100,601,400	0.483045%
51	61301	Ameritas Life Ins Corp	100,131,700	0.480790%
52	69116	State Life Ins Co	98,648,864	0.473670%
53	66583	National Guardian Life Ins Co	97,705,741	0.469141%
54	66869	Nationwide Life Ins Co	91,275,665	0.438267%
55	71153	Talcott Resolution Life & Ann Ins Co	84,174,069	0.404168%
56	80802	US Br Sun Life Assur Co of Canada	78,777,951	0.378258%
57	93262	Penn Ins & Ann Co	70,441,369	0.338229%
58	65056	Jackson Natl Life Ins Co	65,361,593	0.313838%
59	62825	Anthem Blue Cross Life & Hlth Ins Co	61,518,643	0.295386%
60	70335	West Coast Life Ins Co	60,353,669	0.289793%
61	91472	Globe Life & Accident Ins Co	58,789,756	0.282283%
62	99937	Columbus Life Ins Co	57,979,355	0.278392%
63	61425	Trustmark Ins Co	56,613,091	0.271832%
64	60410	American Fidelity Assur Co	53,723,931	0.257959%
65	70866	Everlake Assur Co	50,021,663	0.240183%
66	68381	Reliance Standard Life Ins Co	47,191,611	0.226594%
67	91642	Forethought Life Ins Co	45,873,096	0.220263%
68	62626	CMFG Life Ins Co	45,590,549	0.218906%
69	60186	Everlake Life Ins Co	45,483,673	0.218393%
70	70939	Gerber Life Ins Co	44,196,874	0.212215%
71	67172	Ohio Natl Life Ins Co	43,517,901	0.208954%
72	90557	Zurich Amer Life Ins Co	42,415,878	0.203663%
73	65242	Lafayette Life Ins Co	42,082,620	0.202063%
74	66680	National Life Ins Co	40,384,909	0.193911%
75	89206	Ohio Natl Life Assur Corp	40,124,585	0.192661%
76	60895	American United Life Ins Co	39,328,141	0.188837%
77	61263	Bankers Life & Cas Co	37,499,625	0.180057%
78	62049	Colonial Life & Accident Ins Co	37,168,897	0.178469%
79	64505	Homesteaders Life Co	36,032,654	0.173013%
80	69396	Texas Life Ins Co	35,017,683	0.168140%
81	71480	Great Western Ins Co	34,912,016	0.167633%
82	61999	Americo Fin Life & Ann Ins Co	32,241,915	0.154812%

California Life & Annuity Market Share Report
Premiums Written During Calendar Year 2021
Line of Business: LIFE INSURANCE
Sorted By Market Share (Written Premium)

Record Count	Company Code	Company Name	Written Premium	Market Share
83	70025	Genworth Life Ins Co	28,988,667	0.139191%
84	66427	Mutual Trust Life Ins Co a Pan Amer	27,519,559	0.132137%
85	60380	American Family Life Assur Co of Col	27,385,342	0.131493%
86	97136	Metropolitan Tower Life Ins Co	27,036,816	0.129819%
87	62065	Colonial Penn Life Ins Co	26,123,357	0.125433%
88	62413	Wilcac Life Ins Co	25,636,916	0.123098%
89	62308	Connecticut Gen Life Ins Co	24,466,908	0.117480%
90	66850	National Western Life Ins Co	21,873,510	0.105027%
91	91693	IA Amer Life Ins Co	21,631,332	0.103864%
92	60142	TIAA Cref Life Ins Co	21,523,760	0.103348%
93	68322	Great W Life & Ann Ins Co	21,294,351	0.102246%
94	93432	CM Life Ins Co	20,747,968	0.099623%
95	70435	The Savings Bank Mut Life Ins Co of	19,664,447	0.094420%
96	69930	United Ins Co Of Amer	19,605,562	0.094138%
97	93548	PHL Variable Ins Co	19,324,545	0.092788%
98	68195	Provident Life & Accident Ins Co	19,298,304	0.092662%
99	65129	Kansas City Life Ins Co	16,905,296	0.081172%
100	67814	Nassau Life Ins Co	16,591,765	0.079667%
101	63290	Fidelity Life Assn A Legal Reserve L	15,665,537	0.075219%
102	71439	Assurity Life Ins Co	15,077,148	0.072394%
103	68594	American Amicable Life Ins Co Of TX	14,891,771	0.071504%
104	63258	Federated Life Ins Co	14,656,717	0.070375%
105	67652	First Penn Pacific Life Ins Co	14,568,253	0.069951%
106	72125	Physicians Life Ins Co	14,380,892	0.069051%
107	69345	Teachers Ins & Ann Assoc Of Amer	12,876,099	0.061826%
108	64343	Pacific Guardian Life Ins Co Ltd	11,773,331	0.056531%
109	69310	Surety Life Ins Co	10,560,408	0.050707%
110	61557	Blue Shield of CA Life & Hlth Ins Co	10,343,596	0.049666%
111	70483	Western & Southern Life Ins Co	10,193,610	0.048945%
112	91626	New England Life Ins Co	9,286,205	0.044588%
113	76236	The Cincinnati Life Ins Co	8,808,763	0.042296%
114	66370	Mony Life Ins Co	8,653,618	0.041551%
115	69485	Security Natl Life Ins Co	8,651,072	0.041539%
116	68772	Security Mut Life Ins Co Of NY	8,398,704	0.040327%
117	91529	Unimerica Ins Co	8,332,620	0.040010%
118	92622	Western Southern Life Assur Co	8,040,441	0.038607%
119	77879	5 Star Life Ins Co	7,769,911	0.037308%
120	64513	Horace Mann Life Ins Co	7,097,890	0.034081%
121	73504	Lumico Life Ins Co	6,978,796	0.033509%
122	84530	US Financial Life Ins Co	6,977,713	0.033504%
123	70319	Washington Natl Ins Co	6,963,803	0.033437%

California Life & Annuity Market Share Report
Premiums Written During Calendar Year 2021
Line of Business: LIFE INSURANCE
Sorted By Market Share (Written Premium)

Record Count	Company Code	Company Name	Written Premium	Market Share
124	80659	US Business of Canada Life Assur Co	6,746,029	0.032392%
125	69744	Union Labor Life Ins Co	6,743,933	0.032381%
126	76023	Columbian Life Ins Co	6,665,669	0.032006%
127	86509	Voya Retirement Ins & Ann Co	6,636,094	0.031864%
128	80926	Sun Life & Hlth Ins Co	6,598,781	0.031685%
129	61689	Athene Ann & Life Co	6,293,888	0.030221%
130	72222	Amica Life Ins Co	6,229,052	0.029909%
131	62146	Combined Ins Co Of Amer	5,976,202	0.028695%
132	71870	Fidelity Security Life Ins Co	5,624,926	0.027008%
133	61069	Anthem Life Ins Co	5,530,343	0.026554%
134	60518	American Hlth & Life Ins Co	5,403,427	0.025945%
135	60534	American Heritage Life Ins Co	5,394,286	0.025901%
136	63312	Great American Life Ins Co	5,352,582	0.025701%
137	65331	Liberty Natl Life Ins Co	5,298,358	0.025440%
138	88072	Talcott Resolution Life Ins Co	5,171,942	0.024833%
139	70408	Union Security Ins Co	5,157,397	0.024764%
140	78662	Senior Life Ins Co	4,822,224	0.023154%
141	61395	Beneficial Life Ins Co	4,705,002	0.022591%
142	67199	Old Amer Ins Co	4,610,642	0.022138%
143	78778	Guardian Ins & Ann Co Inc	4,384,789	0.021054%
144	60445	Sagicor Life Ins Co	4,345,766	0.020867%
145	69892	United Farm Family Life Ins Co	3,925,165	0.018847%
146	67148	Occidental Life Ins Co Of NC	3,865,018	0.018558%
147	61832	Chesapeake Life Ins Co	3,824,481	0.018364%
148	67873	Pioneer Amer Ins Co	3,716,194	0.017844%
149	67911	Pioneer Mut Life Ins Co	3,692,800	0.017731%
150	14406	Industrial Alliance Ins & Fin Serv I	3,580,241	0.017191%
151	90212	Great Southern Life Ins Co	3,549,576	0.017044%
152	79413	UnitedHealthcare Ins Co	3,460,819	0.016617%
153	81353	NYLife Ins Co Of AZ	3,380,612	0.016232%
154	63967	Government Personnel Mut Life Ins Co	3,300,561	0.015848%
155	70416	MML Bay State Life Ins Co	3,298,144	0.015836%
156	60054	Aetna Life Ins Co	3,152,308	0.015136%
157	79065	Delaware Life Ins Co	3,076,146	0.014770%
158	76112	Oxford Life Ins Co	3,060,683	0.014696%
159	69272	Ibexis Life & Ann Ins Co	2,989,784	0.014356%
160	60183	S USA Life Ins Co Inc	2,966,964	0.014246%
161	63983	United Heritage Life Ins Co	2,953,657	0.014182%
162	61492	Athene Annuity & Life Assur Co	2,767,686	0.013289%
163	61476	Boston Mut Life Ins Co	2,631,652	0.012636%
164	93459	Pan Amer Assur Co	2,621,551	0.012588%

California Life & Annuity Market Share Report
Premiums Written During Calendar Year 2021
Line of Business: LIFE INSURANCE
Sorted By Market Share (Written Premium)

Record Count	Company Code	Company Name	Written Premium	Market Share
165	69973	United Life Ins Co	2,503,409	0.012020%
166	70106	United States Life Ins Co in the Cit	2,479,172	0.011904%
167	61212	Baltimore Life Ins Co	2,472,195	0.011870%
168	61360	Reliastar Life Ins Co Of NY	2,392,594	0.011488%
169	84824	Commonwealth Ann & Life Ins Co	2,370,038	0.011380%
170	68802	Sentinel Security Life Ins Co	2,241,176	0.010761%
171	68810	Sentry Life Ins Co	2,070,377	0.009941%
172	67180	Ohio State Life Ins Co	2,031,300	0.009753%
173	60399	American Family Life Ins Co	1,961,227	0.009417%
174	61182	Aurora Natl Life Assur Co	1,957,400	0.009399%
175	93696	Fidelity Investments Life Ins Co	1,933,183	0.009282%
176	63053	Family Life Ins Co	1,845,947	0.008863%
177	64211	Guarantee Trust Life Ins Co	1,718,226	0.008250%
178	63223	Federal Life Ins Co	1,682,046	0.008076%
179	61875	Church Life Ins Corp	1,680,418	0.008069%
180	68543	Liberty Bankers Life Ins Co	1,675,053	0.008043%
181	69566	Trans World Assur Co	1,670,498	0.008021%
182	67083	Manhattan Natl Life Ins Co	1,518,680	0.007292%
183	71730	Continental Amer Ins Co	1,472,918	0.007072%
184	93777	Pavonia Life Ins Co of MI	1,470,521	0.007061%
185	63819	Unity Financial Life Ins Co	1,432,014	0.006876%
186	80942	Venerable Ins & Ann Co	1,395,367	0.006700%
187	62880	Equitable Financial Life & Ann Co	1,304,265	0.006263%
188	99775	Funeral Directors Life Ins Co	1,228,071	0.005897%
189	61409	National Benefit Life Ins Co	1,212,769	0.005823%
190	60704	Wilton Reassur Life Co of NY	1,173,352	0.005634%
191	62057	Lincoln Life & Ann Co of NY	1,169,809	0.005617%
192	70688	Transamerica Financial Life Ins Co	1,160,285	0.005571%
193	71129	Dearborn Life Ins Co	1,140,603	0.005477%
194	64580	Illinois Mut Life Ins Co	1,137,762	0.005463%
195	63657	Garden State Life Ins Co	1,135,883	0.005454%
196	67261	Old Republic Life Ins Co	1,110,596	0.005333%
197	68675	Security Benefit Life Ins Co	1,076,003	0.005167%
198	67059	GPM Hlth & Life Ins Co	1,071,046	0.005143%
199	63487	Investors Life Ins Co N Amer	1,046,752	0.005026%
200	84522	Auto Club Life Ins Co	1,033,522	0.004963%
201	69922	United Home Life Ins Co	1,013,263	0.004865%
202	65870	Manhattan Life Ins Co	991,714	0.004762%
203	64017	Jefferson Natl Life Ins Co	960,646	0.004613%
204	66141	Health Net Life Ins Co	863,110	0.004144%
205	80314	Unicare Life & Hlth Ins Co	829,573	0.003983%

California Life & Annuity Market Share Report
Premiums Written During Calendar Year 2021
Line of Business: LIFE INSURANCE
Sorted By Market Share (Written Premium)

Record Count	Company Code	Company Name	Written Premium	Market Share
206	62928	EMC Natl Life Co	780,642	0.003748%
207	66087	Mid West Natl Life Ins Co Of TN	739,660	0.003552%
208	67946	Pioneer Security Life Ins Co	717,796	0.003447%
209	86355	Standard Life & Accident Ins Co	699,768	0.003360%
210	93734	Nassau Life & Ann Co	697,312	0.003348%
211	69140	First Allamerica Fin Life Ins Co	658,749	0.003163%
212	62596	Union Fidelity Life Ins Co	650,533	0.003124%
213	62286	Golden Rule Ins Co	641,510	0.003080%
214	86630	Fortitude Life Ins & Ann Co	590,107	0.002833%
215	62510	Equitrust Life Ins Co	576,462	0.002768%
216	71390	Puritan Life Ins Co of Amer	484,919	0.002328%
217	61883	ManhattanLife Ins & Ann Co	476,799	0.002289%
218	60429	American Fidelity Life Ins Co	476,236	0.002287%
219	65080	John Alden Life Ins Co	466,495	0.002240%
220	92711	HCC Life Ins Co	465,530	0.002235%
221	92916	United Amer Ins Co	452,439	0.002172%
222	86126	Members Life Ins Co	452,174	0.002171%
223	71714	Berkshire Life Ins Co of Amer	449,627	0.002159%
224	80985	4 Ever Life Ins Co	444,759	0.002136%
225	11121	Unified Life Ins Co	438,793	0.002107%
226	65781	Madison Natl Life Ins Co Inc	427,259	0.002052%
227	67598	Paul Revere Life Ins Co	426,635	0.002049%
228	87963	National Teachers Assoc Life Ins Co	417,195	0.002003%
229	66540	National Farmers Union Life Ins Co	385,541	0.001851%
230	60836	American Republic Ins Co	380,764	0.001828%
231	68632	Vantis Life Ins Co	350,035	0.001681%
232	97268	Pacific Life & Ann Co	348,180	0.001672%
233	67539	Pan Amer Life Ins Co	324,844	0.001560%
234	68039	Athene Ann & Life Assur Co of NY	306,824	0.001473%
235	88668	Mutual Of Amer Life Ins Co	302,190	0.001451%
236	87645	United Fidelity Life Ins Co	298,962	0.001435%
237	62863	Trustmark Life Ins Co	289,736	0.001391%
238	77720	LifeSecure Ins Co	285,836	0.001372%
239	88536	Protective Life & Annuity Ins Co	234,826	0.001128%
240	60216	Amalgamated Life Ins Co	202,556	0.000973%
241	90638	Best Life & Hlth Ins Co	200,177	0.000961%
242	66109	Midwestern United Life Ins Co	193,741	0.000930%
243	99724	LifeShield Natl Ins Co	193,300	0.000928%
244	62103	Columbian Mut Life Ins Co	188,712	0.000906%
245	60275	American Bankers Life Assur Co Of FL	179,387	0.000861%
246	60003	Park Avenue Life Ins Co	176,103	0.000846%

California Life & Annuity Market Share Report
Premiums Written During Calendar Year 2021
Line of Business: LIFE INSURANCE
Sorted By Market Share (Written Premium)

Record Count	Company Code	Company Name	Written Premium	Market Share
247	67393	Ozark Natl Life Ins Co	171,159	0.000822%
248	89184	Sterling Investors Life Ins Co	171,033	0.000821%
249	65722	Loyal Amer Life Ins Co	163,774	0.000786%
250	97985	LifeMap Assur Co	161,952	0.000778%
251	71404	Continental Gen Ins Co	145,593	0.000699%
252	71773	American Natl Life Ins Co Of TX	127,555	0.000612%
253	67601	Unum Ins Co	123,285	0.000592%
254	97764	Idealife Ins Co	104,131	0.000500%
255	69647	Optum Ins of OH Inc	84,534	0.000406%
256	68985	Starmount Life Ins Co	84,353	0.000405%
257	82538	National Hlth Ins Co	76,184	0.000366%
258	77968	Family Heritage Life Ins Co Of Amer	74,345	0.000357%
259	72850	United World Life Ins Co	72,336	0.000347%
260	62634	Delaware Amer Life Ins Co	71,428	0.000343%
261	66265	Monarch Life Ins Co	65,327	0.000314%
262	93610	John Hancock Life & Hlth Ins Co	58,194	0.000279%
263	97241	Settlers Life Ins Co	45,188	0.000217%
264	90247	Fortitude US Reins Co	33,701	0.000162%
265	62952	SILAC Ins Co	30,832	0.000148%
266	61751	Central States H & L Co Of Omaha	30,800	0.000148%
267	98205	Natl Foundation Life Ins Co	30,085	0.000144%
268	64904	Investors Heritage Life Ins Co	29,384	0.000141%
269	68462	Reserve Natl Ins Co	26,149	0.000126%
270	97152	Plateau Ins Co	24,950	0.000120%
271	83607	Clear Spring Life & Ann Co	18,557	0.000089%
272	67369	Cigna Hlth & Life Ins Co	17,605	0.000085%
273	68047	Professional Ins Co	16,648	0.000080%
274	60801	American Public Life Ins Co	16,348	0.000078%
275	62154	Ladder Life Ins Co	14,987	0.000072%
276	90581	Symetra Natl Life Ins Co	12,621	0.000061%
277	92738	American Equity Invest Life Ins Co	11,553	0.000055%
278	68357	Reliable Life Ins Co	10,676	0.000051%
279	74780	Integrity Life Ins Co	10,525	0.000051%
280	65951	Merit Life Ins Co	10,510	0.000050%
281	84174	ELCO Mut Life & Ann	10,321	0.000050%
282	68284	Nassau Life Ins Co of KS	9,972	0.000048%
283	61700	Renaissance Life & Hlth Ins Co of Am	9,965	0.000048%
284	69078	Standard Security Life Ins Co Of NY	9,828	0.000047%
285	77399	Sterling Life Ins Co	9,388	0.000045%
286	69698	New Era Life Ins Co Of Midwest	8,939	0.000043%
287	68446	Oceanview Life & Annuity Co	7,798	0.000037%

California Life & Annuity Market Share Report
Premiums Written During Calendar Year 2021
Line of Business: LIFE INSURANCE
Sorted By Market Share (Written Premium)

Record Count	Company Code	Company Name	Written Premium	Market Share
288	71471	Ability Ins Co	7,375	0.000035%
289	82880	CSI Life Ins Co	6,784	0.000033%
290	85561	Elips Life Ins Co	6,541	0.000031%
291	68500	Continental Life Ins Co Brentwood	6,095	0.000029%
292	66001	American Benefit Life Ins Co	5,993	0.000029%
293	64238	Guaranty Income Life Ins Co	5,315	0.000026%
294	61581	Capitol Life Ins Co	3,481	0.000017%
295	64890	Berkley Life & Hlth Ins Co	2,643	0.000013%
296	67903	Provident Amer Life & Hlth Ins Co	2,586	0.000012%
297	31119	Medico Ins Co	2,198	0.000011%
298	71323	Langhorne Reins AZ Ltd	1,448	0.000007%
299	78743	New Era Life Ins Co	1,426	0.000007%
300	90328	First Hlth Life & Hlth Ins Co	1,191	0.000006%
301	92444	Companion Life Ins Co of CA	1,138	0.000005%
302	93440	HM Life Ins Co	1,081	0.000005%
303	60232	Lombard Intl Life Assur Co	676	0.000003%
304	74004	Family Serv Life Ins Co	553	0.000003%
305	70955	USA Life One Ins Co Of IN	529	0.000003%
306	76007	Old United Life Ins Co	400	0.000002%
307	85189	Western United Life Assur Co	195	0.000001%
	Totals:		20,826,509,903	100.000000%

California Life & Annuity Market Share Report
Premiums Written During Calendar Year 2021
Line of Business: ANNUITY CONSIDERATIONS
Sorted By Market Share (Written Premium)

Record Count	Company Code	Company Name	Written Premium	Market Share
1	61689	Athene Ann & Life Co	2,333,052,253	8.429605%
2	65056	Jackson Natl Life Ins Co	1,685,873,247	6.091267%
3	90611	Allianz Life Ins Co Of N Amer	1,625,921,812	5.874656%
4	60488	American Gen Life Ins Co	1,520,581,536	5.494048%
5	65676	Lincoln Natl Life Ins Co	1,294,040,004	4.675526%
6	91596	New York Life Ins & Ann Corp	1,278,575,935	4.619652%
7	62944	Equitable Financial Life Ins Co	1,238,228,685	4.473873%
8	86509	Voya Retirement Ins & Ann Co	1,176,552,468	4.251029%
9	66869	Nationwide Life Ins Co	1,093,645,149	3.951474%
10	65935	Massachusetts Mut Life Ins Co	946,109,883	3.418411%
11	91642	Forethought Life Ins Co	796,788,364	2.878894%
12	87726	Brighthouse Life Ins Co	771,846,197	2.788775%
13	67466	Pacific Life Ins Co	771,219,677	2.786512%
14	63274	Fidelity & Guar Life Ins Co	657,338,631	2.375045%
15	69345	Teachers Ins & Ann Assoc Of Amer	598,857,239	2.163745%
16	86630	Fortitude Life Ins & Ann Co	568,511,159	2.054101%
17	68608	Symetra Life Ins Co	536,816,932	1.939586%
18	66044	Midland Natl Life Ins Co	523,593,729	1.891809%
19	65005	RiverSource Life Ins Co	494,551,386	1.786875%
20	60895	American United Life Ins Co	458,246,120	1.655700%
21	68241	Prudential Ins Co Of Amer	455,857,986	1.647071%
22	63312	Great American Life Ins Co	428,389,022	1.547822%
23	65528	Life Ins Co Of The Southwest	361,563,356	1.306373%
24	92622	Western Southern Life Assur Co	340,949,130	1.231891%
25	69663	USAA Life Ins Co	320,839,662	1.159233%
26	93696	Fidelity Investments Life Ins Co	314,681,666	1.136984%
27	97136	Metropolitan Tower Life Ins Co	250,742,867	0.905965%
28	60739	American Natl Ins Co	250,321,901	0.904444%
29	68802	Sentinel Security Life Ins Co	244,480,763	0.883339%
30	70238	Variable Ann Life Ins Co	242,580,282	0.876472%
31	68675	Security Benefit Life Ins Co	227,932,513	0.823548%
32	66974	North Amer Co Life & Hlth Ins	220,061,332	0.795109%
33	86231	Transamerica Life Ins Co	195,720,404	0.707162%
34	79065	Delaware Life Ins Co	193,841,809	0.700374%
35	61301	Ameritas Life Ins Corp	192,300,910	0.694807%
36	61271	Principal Life Ins Co	186,393,202	0.673462%
37	68136	Protective Life Ins Co	169,155,301	0.611179%
38	64017	Jefferson Natl Life Ins Co	137,453,274	0.496636%
39	66915	New York Life Ins Co	136,186,636	0.492059%
40	92738	American Equity Invest Life Ins Co	129,659,689	0.468476%
41	60410	American Fidelity Assur Co	120,264,646	0.434531%

California Life & Annuity Market Share Report
Premiums Written During Calendar Year 2021
Line of Business: ANNUITY CONSIDERATIONS
Sorted By Market Share (Written Premium)

Record Count	Company Code	Company Name	Written Premium	Market Share
42	62510	Equitrust Life Ins Co	118,515,967	0.428213%
43	64238	Guaranty Income Life Ins Co	117,835,622	0.425755%
44	92657	Nationwide Life & Ann Ins Co	102,578,204	0.370628%
45	69868	United Of Omaha Life Ins Co	98,058,682	0.354298%
46	62952	SILAC Ins Co	97,313,802	0.351607%
47	67091	Northwestern Mut Life Ins Co	94,248,338	0.340531%
48	68810	Sentry Life Ins Co	93,744,392	0.338710%
49	86126	Members Life Ins Co	79,822,842	0.288410%
50	60232	Lombard Intl Life Assur Co	79,256,145	0.286362%
51	93432	CM Life Ins Co	72,646,338	0.262480%
52	68381	Reliance Standard Life Ins Co	70,129,998	0.253388%
53	93734	Nassau Life & Ann Co	62,471,036	0.225716%
54	60445	Sagicor Life Ins Co	61,512,208	0.222251%
55	61999	Americo Fin Life & Ann Ins Co	61,039,791	0.220544%
56	69019	Standard Ins Co	60,633,883	0.219078%
57	76112	Oxford Life Ins Co	52,792,373	0.190745%
58	68543	Liberty Bankers Life Ins Co	52,704,050	0.190426%
59	79227	Pruco Life Ins Co	52,224,567	0.188694%
60	66168	Minnesota Life Ins Co	44,791,574	0.161837%
61	61263	Bankers Life & Cas Co	44,188,108	0.159657%
62	71390	Puritan Life Ins Co of Amer	38,283,185	0.138322%
63	60183	S USA Life Ins Co Inc	38,090,471	0.137626%
64	83607	Clear Spring Life & Ann Co	36,389,262	0.131479%
65	69973	United Life Ins Co	35,832,054	0.129466%
66	68322	Great W Life & Ann Ins Co	34,642,421	0.125167%
67	65978	Metropolitan Life Ins Co	33,545,375	0.121204%
68	78778	Guardian Ins & Ann Co Inc	33,159,224	0.119808%
69	13183	Eagle Life Ins Co	31,058,156	0.112217%
70	90557	Zurich Amer Life Ins Co	23,888,204	0.086311%
71	64513	Horace Mann Life Ins Co	23,464,118	0.084779%
72	67105	Reliastar Life Ins Co	20,958,929	0.075727%
73	69116	State Life Ins Co	20,764,898	0.075026%
74	74780	Integrity Life Ins Co	18,921,879	0.068367%
75	71153	Talcott Resolution Life & Ann Ins Co	18,910,401	0.068326%
76	88072	Talcott Resolution Life Ins Co	18,133,688	0.065519%
77	65242	Lafayette Life Ins Co	18,023,750	0.065122%
78	66850	National Western Life Ins Co	17,849,687	0.064493%
79	60142	TIAA Cref Life Ins Co	17,621,120	0.063667%
80	67644	Penn Mut Life Ins Co	14,834,683	0.053600%
81	94250	Banner Life Ins Co	14,463,984	0.052260%
82	71854	AAA Life Ins Co	14,400,583	0.052031%

California Life & Annuity Market Share Report
Premiums Written During Calendar Year 2021
Line of Business: ANNUITY CONSIDERATIONS
Sorted By Market Share (Written Premium)

Record Count	Company Code	Company Name	Written Premium	Market Share
83	93661	Annuity Investors Life Ins Co	14,323,210	0.051752%
84	62626	CMFG Life Ins Co	12,737,762	0.046023%
85	69108	State Farm Life Ins Co	10,498,536	0.037933%
86	93742	Securian Life Ins Co	9,673,500	0.034952%
87	85189	Western United Life Assur Co	7,204,634	0.026031%
88	80942	Venerable Ins & Ann Co	6,112,864	0.022087%
89	84824	Commonwealth Ann & Life Ins Co	6,016,218	0.021737%
90	64904	Investors Heritage Life Ins Co	5,857,776	0.021165%
91	63177	Farmers New World Life Ins Co	5,850,862	0.021140%
92	66583	National Guardian Life Ins Co	5,689,071	0.020555%
93	67172	Ohio Natl Life Ins Co	5,632,927	0.020352%
94	65838	John Hancock Life Ins Co USA	4,249,431	0.015354%
95	62057	Lincoln Life & Ann Co of NY	4,112,756	0.014860%
96	63983	United Heritage Life Ins Co	2,874,284	0.010385%
97	78077	Equitable Financial Life Ins Co of A	2,855,163	0.010316%
98	76236	The Cincinnati Life Ins Co	2,851,529	0.010303%
99	65595	Lincoln Benefit Life Co	2,714,986	0.009810%
100	93262	Penn Ins & Ann Co	2,554,539	0.009230%
101	84174	ELCO Mut Life & Ann	2,462,245	0.008896%
102	91693	IA Amer Life Ins Co	2,398,765	0.008667%
103	60186	Everlake Life Ins Co	2,179,139	0.007873%
104	71099	Parker Centennial Assur Co	1,924,997	0.006955%
105	14406	Industrial Alliance Ins & Fin Serv I	1,730,786	0.006254%
106	60054	Aetna Life Ins Co	1,727,931	0.006243%
107	65536	Genworth Life & Ann Ins Co	1,665,669	0.006018%
108	65129	Kansas City Life Ins Co	1,615,194	0.005836%
109	67148	Occidental Life Ins Co Of NC	1,585,281	0.005728%
110	63258	Federated Life Ins Co	1,141,880	0.004126%
111	99775	Funeral Directors Life Ins Co	1,109,274	0.004008%
112	70688	Transamerica Financial Life Ins Co	984,503	0.003557%
113	68594	American Amicable Life Ins Co Of TX	941,255	0.003401%
114	71480	Great Western Ins Co	935,366	0.003380%
115	70319	Washington Natl Ins Co	925,557	0.003344%
116	88668	Mutual Of Amer Life Ins Co	869,173	0.003140%
117	64246	Guardian Life Ins Co Of Amer	817,351	0.002953%
118	70408	Union Security Ins Co	700,356	0.002530%
119	70106	United States Life Ins Co in the Cit	654,231	0.002364%
120	61875	Church Life Ins Corp	625,785	0.002261%
121	70025	Genworth Life Ins Co	578,636	0.002091%
122	70435	The Savings Bank Mut Life Ins Co of	571,479	0.002065%
123	99937	Columbus Life Ins Co	533,568	0.001928%

California Life & Annuity Market Share Report
Premiums Written During Calendar Year 2021
Line of Business: ANNUITY CONSIDERATIONS
Sorted By Market Share (Written Premium)

Record Count	Company Code	Company Name	Written Premium	Market Share
124	65781	Madison Natl Life Ins Co Inc	504,999	0.001825%
125	68446	Oceanview Life & Annuity Co	501,271	0.001811%
126	64505	Homesteaders Life Co	456,522	0.001649%
127	71404	Continental Gen Ins Co	445,487	0.001610%
128	84522	Auto Club Life Ins Co	395,402	0.001429%
129	92916	United Amer Ins Co	379,932	0.001373%
130	66370	Mony Life Ins Co	361,985	0.001308%
131	67989	American Memorial Life Ins Co	334,640	0.001209%
132	69566	Trans World Assur Co	311,781	0.001127%
133	71870	Fidelity Security Life Ins Co	300,371	0.001085%
134	90212	Great Southern Life Ins Co	262,970	0.000950%
135	69272	Ibexis Life & Ann Ins Co	239,144	0.000864%
136	69485	Security Natl Life Ins Co	221,746	0.000801%
137	91626	New England Life Ins Co	200,701	0.000725%
138	61395	Beneficial Life Ins Co	156,849	0.000567%
139	62286	Golden Rule Ins Co	119,413	0.000431%
140	69310	Surety Life Ins Co	118,113	0.000427%
141	72222	Amica Life Ins Co	117,017	0.000423%
142	61832	Chesapeake Life Ins Co	116,561	0.000421%
143	68039	Athene Ann & Life Assur Co of NY	110,144	0.000398%
144	67814	Nassau Life Ins Co	100,469	0.000363%
145	67873	Pioneer Amer Ins Co	93,903	0.000339%
146	93548	PHL Variable Ins Co	91,288	0.000330%
147	67059	GPM Hlth & Life Ins Co	85,728	0.000310%
148	66427	Mutual Trust Life Ins Co a Pan Amer	82,747	0.000299%
149	61492	Athene Annuity & Life Assur Co	70,997	0.000257%
150	63223	Federal Life Ins Co	69,700	0.000252%
151	65870	Manhattan Life Ins Co	64,824	0.000234%
152	62413	Wilcac Life Ins Co	62,370	0.000225%
153	62928	EMC Natl Life Co	56,870	0.000205%
154	60429	American Fidelity Life Ins Co	55,144	0.000199%
155	65919	Primerica Life Ins Co	44,339	0.000160%
156	66087	Mid West Natl Life Ins Co Of TN	39,853	0.000144%
157	77720	LifeSecure Ins Co	36,604	0.000132%
158	68632	Vantis Life Ins Co	32,000	0.000116%
159	67911	Pioneer Mut Life Ins Co	23,137	0.000084%
160	61581	Capitol Life Ins Co	23,099	0.000083%
161	66680	National Life Ins Co	22,558	0.000082%
162	71439	Assurity Life Ins Co	22,500	0.000081%
163	62049	Colonial Life & Accident Ins Co	20,996	0.000076%
164	67652	First Penn Pacific Life Ins Co	20,340	0.000073%

California Life & Annuity Market Share Report
Premiums Written During Calendar Year 2021
Line of Business: ANNUITY CONSIDERATIONS
Sorted By Market Share (Written Premium)

Record Count	Company Code	Company Name	Written Premium	Market Share
165	67539	Pan Amer Life Ins Co	16,480	0.000060%
166	63967	Government Personnel Mut Life Ins Co	15,356	0.000055%
167	86355	Standard Life & Accident Ins Co	12,200	0.000044%
168	69140	First Allmerica Fin Life Ins Co	11,717	0.000042%
169	72125	Physicians Life Ins Co	9,800	0.000035%
170	92444	Companion Life Ins Co of CA	8,000	0.000029%
171	89184	Sterling Investors Life Ins Co	7,300	0.000026%
172	87645	United Fidelity Life Ins Co	7,086	0.000026%
173	64211	Guarantee Trust Life Ins Co	6,459	0.000023%
174	60534	American Heritage Life Ins Co	6,080	0.000022%
175	62103	Columbian Mut Life Ins Co	5,878	0.000021%
176	68772	Security Mut Life Ins Co Of NY	5,865	0.000021%
177	70335	West Coast Life Ins Co	5,853	0.000021%
178	60704	Wilton Reassur Life Co of NY	3,700	0.000013%
179	92711	HCC Life Ins Co	3,600	0.000013%
180	61425	Trustmark Ins Co	3,190	0.000012%
181	60399	American Family Life Ins Co	3,000	0.000011%
182	65927	Lincoln Heritage Life Ins Co	2,970	0.000011%
183	11121	Unified Life Ins Co	2,554	0.000009%
184	66001	American Benefit Life Ins Co	2,425	0.000009%
185	61360	Reliastar Life Ins Co Of NY	2,400	0.000009%
186	62235	Unum Life Ins Co Of Amer	1,924	0.000007%
187	67083	Manhattan Natl Life Ins Co	1,796	0.000006%
188	97764	Idealife Ins Co	1,188	0.000004%
189	65331	Liberty Natl Life Ins Co	1,170	0.000004%
190	69698	New Era Life Ins Co Of Midwest	1,100	0.000004%
191	68713	Security Life Of Denver Ins Co	1,051	0.000004%
192	97241	Settlers Life Ins Co	1,030	0.000004%
193	65722	Loyal Amer Life Ins Co	802	0.000003%
194	67180	Ohio State Life Ins Co	622	0.000002%
195	67946	Pioneer Security Life Ins Co	540	0.000002%
196	69647	Optum Ins of OH Inc	335	0.000001%
197	76023	Columbian Life Ins Co	300	0.000001%
198	64343	Pacific Guardian Life Ins Co Ltd	148	0.000001%
199	66540	National Farmers Union Life Ins Co	61	0.000000%
200	69892	United Farm Family Life Ins Co	25	0.000000%
	Totals:		27,676,887,737	100.000000%

California Life & Annuity Market Share Report
Premiums Written During Calendar Year 2021
Line of Business: ACCIDENT AND HEALTH
Sorted By Market Share [Written Premium]

Record Count	Company Code	Company Name	Written Premium	Market Share
1	79413	UnitedHealthcare Ins Co	2,322,222,122	14.004040%
2	60054	Aetna Life Ins Co	2,169,498,864	13.083050%
3	67369	Cigna Hlth & Life Ins Co	1,746,501,413	10.532186%
4	62825	Anthem Blue Cross Life & Hlth Ins Co	1,738,274,771	10.482576%
5	65978	Metropolitan Life Ins Co	971,275,642	5.857227%
6	66141	Health Net Life Ins Co	842,135,677	5.078455%
7	64246	Guardian Life Ins Co Of Amer	545,208,896	3.287854%
8	65676	Lincoln Natl Life Ins Co	371,781,532	2.242009%
9	62235	Unum Life Ins Co Of Amer	370,715,956	2.235583%
10	60380	American Family Life Assur Co of Col	351,639,310	2.120543%
11	61271	Principal Life Ins Co	286,661,816	1.728699%
12	70025	Genworth Life Ins Co	282,831,186	1.705599%
13	69019	Standard Ins Co	281,024,680	1.694705%
14	70815	Hartford Life & Accident Ins Co	256,095,615	1.544371%
15	65498	Life Ins Co Of N Amer	242,010,526	1.459432%
16	61557	Blue Shield of CA Life & Hlth Ins Co	220,830,091	1.331704%
17	67105	Reliastar Life Ins Co	220,692,526	1.330875%
18	80802	US Br Sun Life Assur Co of Canada	214,742,879	1.294996%
19	60410	American Fidelity Assur Co	210,606,998	1.270055%
20	68241	Prudential Ins Co Of Amer	171,398,377	1.033609%
21	86231	Transamerica Life Ins Co	137,718,423	0.830504%
22	62049	Colonial Life & Accident Ins Co	133,979,386	0.807956%
23	61301	Ameritas Life Ins Corp	122,606,558	0.739372%
24	68381	Reliance Standard Life Ins Co	108,874,461	0.656562%
25	92711	HCC Life Ins Co	107,941,882	0.650938%
26	67091	Northwestern Mut Life Ins Co	101,027,999	0.609244%
27	65838	John Hancock Life Ins Co USA	98,954,451	0.596740%
28	68195	Provident Life & Accident Ins Co	90,706,382	0.547000%
29	71412	Mutual Of Omaha Ins Co	89,920,167	0.542259%
30	69868	United Of Omaha Life Ins Co	84,089,873	0.507100%
31	61069	Anthem Life Ins Co	79,434,331	0.479025%
32	66915	New York Life Ins Co	71,312,528	0.430046%
33	65935	Massachusetts Mut Life Ins Co	65,553,579	0.395317%
34	68608	Symetra Life Ins Co	63,238,546	0.381357%
35	71870	Fidelity Security Life Ins Co	63,057,897	0.380267%
36	71730	Continental Amer Ins Co	62,285,193	0.375608%
37	66583	National Guardian Life Ins Co	58,186,780	0.350892%
38	71714	Berkshire Life Ins Co of Amer	57,254,142	0.345268%
39	91529	Unimerica Ins Co	50,876,554	0.306808%
40	69663	USAA Life Ins Co	47,908,491	0.288910%
41	69000	Northwestern Long Term Care Ins Co	47,512,588	0.286522%
42	60534	American Heritage Life Ins Co	45,439,749	0.274022%
43	92916	United Amer Ins Co	44,889,525	0.270704%
44	62626	CMFG Life Ins Co	42,842,453	0.258359%

California Life & Annuity Market Share Report
Premiums Written During Calendar Year 2021
Line of Business: ACCIDENT AND HEALTH
Sorted By Market Share [Written Premium]

Record Count	Company Code	Company Name	Written Premium	Market Share
45	65722	Loyal Amer Life Ins Co	37,066,571	0.223528%
46	66168	Minnesota Life Ins Co	36,380,094	0.219388%
47	92444	Companion Life Ins Co of CA	36,206,472	0.218341%
48	64890	Berkley Life & Hlth Ins Co	36,100,101	0.217700%
49	61263	Bankers Life & Cas Co	36,034,549	0.217304%
50	93440	HM Life Ins Co	35,979,415	0.216972%
51	87963	National Teachers Assoc Life Ins Co	35,838,824	0.216124%
52	67539	Pan Amer Life Ins Co	34,169,324	0.206056%
53	62146	Combined Ins Co Of Amer	31,301,288	0.188761%
54	70939	Gerber Life Ins Co	26,167,947	0.157804%
55	61832	Chesapeake Life Ins Co	26,137,482	0.157621%
56	65005	RiverSource Life Ins Co	25,493,192	0.153735%
57	68985	Starmount Life Ins Co	24,415,603	0.147237%
58	70319	Washington Natl Ins Co	22,832,792	0.137692%
59	62065	Colonial Penn Life Ins Co	21,148,942	0.127538%
60	69744	Union Labor Life Ins Co	19,419,718	0.117110%
61	82538	National Hlth Ins Co	17,275,469	0.104179%
62	80985	4 Ever Life Ins Co	16,257,001	0.098037%
63	68500	Continental Life Ins Co Brentwood	15,634,684	0.094284%
64	71854	AAA Life Ins Co	15,512,225	0.093546%
65	66869	Nationwide Life Ins Co	15,039,481	0.090695%
66	90557	Zurich Amer Life Ins Co	14,158,059	0.085379%
67	61425	Trustmark Ins Co	12,833,766	0.077393%
68	61883	ManhattanLife Ins & Ann Co	12,746,896	0.076869%
69	93742	Securian Life Ins Co	11,949,992	0.072064%
70	72850	United World Life Ins Co	11,766,349	0.070956%
71	67598	Paul Revere Life Ins Co	11,550,113	0.069652%
72	78077	Equitable Financial Life Ins Co of A	11,240,028	0.067782%
73	60577	American Income Life Ins Co	10,121,386	0.061036%
74	87726	BrightHouse Life Ins Co	9,543,842	0.057554%
75	60216	Amalgamated Life Ins Co	9,245,049	0.055752%
76	65595	Lincoln Benefit Life Co	9,188,618	0.055411%
77	90611	Allianz Life Ins Co Of N Amer	8,765,061	0.052857%
78	68322	Great W Life & Ann Ins Co	8,450,599	0.050961%
79	93572	RGA Reins Co	8,386,126	0.050572%
80	77968	Family Heritage Life Ins Co Of Amer	8,002,073	0.048256%
81	71773	American Natl Life Ins Co Of TX	6,878,203	0.041479%
82	86355	Standard Life & Accident Ins Co	6,835,816	0.041223%
83	77720	LifeSecure Ins Co	6,547,708	0.039486%
84	71439	Assurity Life Ins Co	6,165,509	0.037181%
85	63177	Farmers New World Life Ins Co	5,984,244	0.036088%
86	69515	Medamerica Ins Co	5,878,175	0.035448%
87	67601	Unum Ins Co	5,803,474	0.034998%
88	62286	Golden Rule Ins Co	5,577,085	0.033632%

California Life & Annuity Market Share Report
Premiums Written During Calendar Year 2021
Line of Business: ACCIDENT AND HEALTH
Sorted By Market Share [Written Premium]

Record Count	Company Code	Company Name	Written Premium	Market Share
89	62308	Connecticut Gen Life Ins Co	5,093,215	0.030714%
90	60488	American Gen Life Ins Co	5,058,599	0.030506%
91	93521	Granular Ins Co	4,576,587	0.027599%
92	61700	Renaissance Life & Hlth Ins Co of Am	3,962,525	0.023896%
93	62863	Trustmark Life Ins Co	3,912,560	0.023594%
94	70408	Union Security Ins Co	3,753,243	0.022634%
95	65781	Madison Natl Life Ins Co Inc	3,665,517	0.022105%
96	81779	Individual Assur Co Life Hlth & Acc	3,651,753	0.022022%
97	91642	Forethought Life Ins Co	3,469,923	0.020925%
98	11121	Unified Life Ins Co	3,462,536	0.020881%
99	60518	American Hlth & Life Ins Co	3,405,898	0.020539%
100	91472	Globe Life & Accident Ins Co	3,321,932	0.020033%
101	61360	Reliastar Life Ins Co Of NY	3,140,792	0.018940%
102	69116	State Life Ins Co	2,979,507	0.017968%
103	71404	Continental Gen Ins Co	2,867,668	0.017293%
104	90638	Best Life & Hlth Ins Co	2,709,727	0.016341%
105	62944	Equitable Financial Life Ins Co	2,650,757	0.015985%
106	67784	Philadelphia Amer Life Ins Co	2,413,966	0.014557%
107	65056	Jackson Natl Life Ins Co	2,375,356	0.014324%
108	63258	Federated Life Ins Co	2,367,265	0.014276%
109	64211	Guarantee Trust Life Ins Co	2,088,282	0.012593%
110	65129	Kansas City Life Ins Co	2,072,766	0.012500%
111	93734	Nassau Life & Ann Co	1,818,978	0.010969%
112	71129	Dearborn Life Ins Co	1,815,709	0.010950%
113	61476	Boston Mut Life Ins Co	1,804,836	0.010884%
114	60186	Everlake Life Ins Co	1,779,940	0.010734%
115	90328	First Hlth Life & Hlth Ins Co	1,695,797	0.010226%
116	80896	Centre Life Ins Co	1,653,401	0.009971%
117	62596	Union Fidelity Life Ins Co	1,624,374	0.009796%
118	80314	Unicare Life & Hlth Ins Co	1,543,502	0.009308%
119	93610	John Hancock Life & Hlth Ins Co	1,377,195	0.008305%
120	70106	United States Life Ins Co in the Cit	1,364,221	0.008227%
121	64602	Independence Life & Ann Co	1,303,143	0.007859%
122	66370	Mony Life Ins Co	1,217,674	0.007343%
123	13100	Omaha Ins Co	1,188,349	0.007166%
124	66680	National Life Ins Co	1,145,932	0.006910%
125	89206	Ohio Natl Life Assur Corp	1,017,792	0.006138%
126	94250	Banner Life Ins Co	1,002,613	0.006046%
127	68047	Professional Ins Co	978,742	0.005902%
128	66087	Mid West Natl Life Ins Co Of TN	929,796	0.005607%
129	62413	Wilcac Life Ins Co	877,519	0.005292%
130	88366	American Retirement Life Ins Co	813,046	0.004903%
131	60739	American Natl Ins Co	794,146	0.004789%
132	71471	Ability Ins Co	780,216	0.004705%

California Life & Annuity Market Share Report
Premiums Written During Calendar Year 2021
Line of Business: ACCIDENT AND HEALTH
Sorted By Market Share [Written Premium]

Record Count	Company Code	Company Name	Written Premium	Market Share
133	62952	SILAC Ins Co	767,571	0.004629%
134	60801	American Public Life Ins Co	752,463	0.004538%
135	62057	Lincoln Life & Ann Co of NY	748,557	0.004514%
136	88072	Talcott Resolution Life Ins Co	731,786	0.004413%
137	70483	Western & Southern Life Ins Co	718,908	0.004335%
138	98205	Natl Foundation Life Ins Co	684,153	0.004126%
139	61492	Athene Annuity & Life Assur Co	625,313	0.003771%
140	67172	Ohio Natl Life Ins Co	608,336	0.003669%
141	69930	United Ins Co Of Amer	572,191	0.003451%
142	65536	Genworth Life & Ann Ins Co	565,098	0.003408%
143	99724	LifeShield Natl Ins Co	562,931	0.003395%
144	66265	Monarch Life Ins Co	530,054	0.003196%
145	69345	Teachers Ins & Ann Assoc Of Amer	525,286	0.003168%
146	80926	Sun Life & Hlth Ins Co	504,400	0.003042%
147	97136	Metropolitan Tower Life Ins Co	483,197	0.002914%
148	80659	US Business of Canada Life Assur Co	478,803	0.002887%
149	72125	Physicians Life Ins Co	449,293	0.002709%
150	77399	Sterling Life Ins Co	437,690	0.002639%
151	63053	Family Life Ins Co	416,213	0.002510%
152	31119	Medico Ins Co	384,963	0.002321%
153	78700	Aetna Hlth & Life Ins Co	348,057	0.002099%
154	67644	Penn Mut Life Ins Co	334,424	0.002017%
155	76112	Oxford Life Ins Co	322,165	0.001943%
156	62634	Delaware Amer Life Ins Co	312,533	0.001885%
157	65080	John Alden Life Ins Co	302,530	0.001824%
158	70688	Transamerica Financial Life Ins Co	290,439	0.001751%
159	68136	Protective Life Ins Co	254,663	0.001536%
160	60142	TIAA Cref Life Ins Co	216,123	0.001303%
161	65870	Manhattan Life Ins Co	208,841	0.001259%
162	63657	Garden State Life Ins Co	203,226	0.001226%
163	77879	5 Star Life Ins Co	196,747	0.001186%
164	65331	Liberty Natl Life Ins Co	190,610	0.001149%
165	60836	American Republic Ins Co	186,119	0.001122%
166	65927	Lincoln Heritage Life Ins Co	179,740	0.001084%
167	61999	Americo Fin Life & Ann Ins Co	150,612	0.000908%
168	64580	Illinois Mut Life Ins Co	135,737	0.000819%
169	68462	Reserve Natl Ins Co	134,379	0.000810%
170	90212	Great Southern Life Ins Co	122,214	0.000737%
171	60275	American Bankers Life Assur Co Of FL	117,258	0.000707%
172	68802	Sentinel Security Life Ins Co	114,007	0.000688%
173	60895	American United Life Ins Co	108,840	0.000656%
174	88668	Mutual Of Amer Life Ins Co	98,686	0.000595%
175	69078	Standard Security Life Ins Co Of NY	69,768	0.000421%
176	61409	National Benefit Life Ins Co	62,566	0.000377%

California Life & Annuity Market Share Report
Premiums Written During Calendar Year 2021
Line of Business: ACCIDENT AND HEALTH
Sorted By Market Share [Written Premium]

Record Count	Company Code	Company Name	Written Premium	Market Share
177	73504	Lumico Life Ins Co	62,224	0.000375%
178	85189	Western United Life Assur Co	56,454	0.000340%
179	89184	Sterling Investors Life Ins Co	55,822	0.000337%
180	67059	GPM Hlth & Life Ins Co	55,813	0.000337%
181	71390	Puritan Life Ins Co of Amer	53,520	0.000323%
182	63983	United Heritage Life Ins Co	52,492	0.000317%
183	61689	Athene Ann & Life Co	45,764	0.000276%
184	61751	Central States H & L Co Of Omaha	45,408	0.000274%
185	67814	Nassau Life Ins Co	38,681	0.000233%
186	97152	Plateau Ins Co	36,962	0.000223%
187	68284	Nassau Life Ins Co of KS	33,635	0.000203%
188	91626	New England Life Ins Co	32,523	0.000196%
189	63290	Fidelity Life Assn A Legal Reserve L	29,152	0.000176%
190	63967	Government Personnel Mut Life Ins Co	28,902	0.000174%
191	65919	Primerica Life Ins Co	23,360	0.000141%
192	60704	Wilton Reassur Life Co of NY	22,838	0.000138%
193	92908	Tier One Ins Co	21,974	0.000133%
194	60183	S USA Life Ins Co Inc	21,341	0.000129%
195	67199	Old Amer Ins Co	20,449	0.000123%
196	97985	LifeMap Assur Co	17,240	0.000104%
197	93777	Pavonia Life Ins Co of MI	16,987	0.000102%
198	76236	The Cincinnati Life Ins Co	15,651	0.000094%
199	62103	Columbian Mut Life Ins Co	15,504	0.000093%
200	68772	Security Mut Life Ins Co Of NY	14,240	0.000086%
201	63223	Federal Life Ins Co	13,255	0.000080%
202	63312	Great American Life Ins Co	12,940	0.000078%
203	42129	United Security Assur Co Of PA	12,202	0.000074%
204	81426	Commercial Travelers Life Ins Co	11,210	0.000068%
205	67903	Provident Amer Life & Hlth Ins Co	11,015	0.000066%
206	71153	Talcott Resolution Life & Ann Ins Co	10,873	0.000066%
207	68446	Oceanview Life & Annuity Co	9,762	0.000059%
208	65242	Lafayette Life Ins Co	9,718	0.000059%
209	66427	Mutual Trust Life Ins Co a Pan Amer	8,769	0.000053%
210	69310	Surety Life Ins Co	8,288	0.000050%
211	64513	Horace Mann Life Ins Co	7,632	0.000046%
212	91693	IA Amer Life Ins Co	7,228	0.000044%
213	84522	Auto Club Life Ins Co	6,804	0.000041%
214	68543	Liberty Bankers Life Ins Co	6,477	0.000039%
215	69922	United Home Life Ins Co	6,126	0.000037%
216	61212	Baltimore Life Ins Co	5,615	0.000034%
217	64017	Jefferson Natl Life Ins Co	5,561	0.000034%
218	61581	Capitol Life Ins Co	4,625	0.000028%
219	67652	First Penn Pacific Life Ins Co	3,902	0.000024%
220	84824	Commonwealth Ann & Life Ins Co	1,963	0.000012%

California Life & Annuity Market Share Report
Premiums Written During Calendar Year 2021
Line of Business: ACCIDENT AND HEALTH
Sorted By Market Share [Written Premium]

Record Count	Company Code	Company Name	Written Premium	Market Share
221	60445	Sagicor Life Ins Co	1,723	0.000010%
222	69485	Security Natl Life Ins Co	1,049	0.000006%
223	69973	United Life Ins Co	938	0.000006%
224	67261	Old Republic Life Ins Co	856	0.000005%
225	85561	Elips Life Ins Co	825	0.000005%
226	66044	Midland Natl Life Ins Co	668	0.000004%
227	67393	Ozark Natl Life Ins Co	616	0.000004%
228	62928	EMC Natl Life Co	571	0.000003%
229	86509	Voya Retirement Ins & Ann Co	470	0.000003%
230	65528	Life Ins Co Of The Southwest	434	0.000003%
231	83607	Clear Spring Life & Ann Co	378	0.000002%
232	99937	Columbus Life Ins Co	349	0.000002%
233	70335	West Coast Life Ins Co	340	0.000002%
234	97241	Settlers Life Ins Co	249	0.000002%
235	69140	First Allmerica Fin Life Ins Co	189	0.000001%
236	68357	Reliable Life Ins Co	184	0.000001%
237	64343	Pacific Guardian Life Ins Co Ltd	148	0.000001%
238	80942	Venerable Ins & Ann Co	144	0.000001%
239	66974	North Amer Co Life & Hlth Ins	6	0.000000%
	Totals:		16,582,515,983	100.000000%

California Life & Annuity Market Share Report
Premiums Written During Calendar Year 2021
Line of Business: DEPOSIT TYPE CONTRACTS
Sorted By Market Share (Written Premium)

Record Count	Company Code	Company Name	Written Premium	Market Share
1	61271	Principal Life Ins Co	1,179,697,331	35.970210%
2	65935	Massachusetts Mut Life Ins Co	750,288,921	22.877097%
3	93629	Prudential Retirement Ins & Ann Co	435,595,373	13.281760%
4	60142	TIAA Cref Life Ins Co	344,527,609	10.505008%
5	88072	Talcott Resolution Life Ins Co	131,784,004	4.018233%
6	67466	Pacific Life Ins Co	69,824,869	2.129034%
7	69868	United Of Omaha Life Ins Co	57,419,860	1.750792%
8	66168	Minnesota Life Ins Co	37,672,123	1.148663%
9	70238	Variable Ann Life Ins Co	33,827,538	1.031437%
10	69345	Teachers Ins & Ann Assoc Of Amer	33,581,520	1.023936%
11	60488	American Gen Life Ins Co	29,930,859	0.912623%
12	68241	Prudential Ins Co Of Amer	28,134,082	0.857838%
13	61301	Ameritas Life Ins Corp	12,717,016	0.387755%
14	68608	Symetra Life Ins Co	9,504,437	0.289800%
15	91642	Forethought Life Ins Co	9,484,700	0.289198%
16	91596	New York Life Ins & Ann Corp	9,078,658	0.276818%
17	69663	USAA Life Ins Co	9,023,184	0.275126%
18	65978	Metropolitan Life Ins Co	7,876,962	0.240177%
19	60739	American Natl Ins Co	7,115,905	0.216971%
20	79227	Pruco Life Ins Co	7,023,823	0.214164%
21	63177	Farmers New World Life Ins Co	6,996,595	0.213334%
22	60054	Aetna Life Ins Co	5,800,247	0.176856%
23	60445	Sagicor Life Ins Co	5,523,589	0.168420%
24	93742	Securian Life Ins Co	5,111,786	0.155864%
25	65595	Lincoln Benefit Life Co	4,080,522	0.124419%
26	92622	Western Southern Life Assur Co	3,814,121	0.116297%
27	92444	Companion Life Ins Co of CA	3,091,875	0.094275%
28	74780	Integrity Life Ins Co	3,085,117	0.094068%
29	86630	Fortitude Life Ins & Ann Co	3,059,725	0.093294%
30	78778	Guardian Ins & Ann Co Inc	2,575,369	0.078526%
31	62510	Equitrust Life Ins Co	2,386,279	0.072760%
32	68136	Protective Life Ins Co	2,229,237	0.067972%
33	68322	Great W Life & Ann Ins Co	2,016,906	0.061498%
34	62413	Wilcac Life Ins Co	1,906,083	0.058118%
35	67601	Unum Ins Co	1,889,989	0.057628%
36	67644	Penn Mut Life Ins Co	1,812,369	0.055261%
37	64017	Jefferson Natl Life Ins Co	1,506,118	0.045923%
38	67091	Northwestern Mut Life Ins Co	1,479,650	0.045116%
39	65919	Primerica Life Ins Co	1,372,806	0.041858%
40	69973	United Life Ins Co	1,230,265	0.037512%
41	92738	American Equity Invest Life Ins Co	1,173,166	0.035771%
42	68543	Liberty Bankers Life Ins Co	1,129,236	0.034432%
43	69019	Standard Ins Co	944,722	0.028806%

California Life & Annuity Market Share Report
Premiums Written During Calendar Year 2021
Line of Business: DEPOSIT TYPE CONTRACTS
Sorted By Market Share (Written Premium)

Record Count	Company Code	Company Name	Written Premium	Market Share
44	84174	ELCO Mut Life & Ann	700,797	0.021368%
45	61212	Baltimore Life Ins Co	686,557	0.020934%
46	84824	Commonwealth Ann & Life Ins Co	593,273	0.018090%
47	62308	Connecticut Gen Life Ins Co	592,997	0.018081%
48	62952	SILAC Ins Co	565,483	0.017242%
49	66044	Midland Natl Life Ins Co	563,478	0.017181%
50	66974	North Amer Co Life & Hlth Ins	501,044	0.015277%
51	67105	Reliastar Life Ins Co	486,054	0.014820%
52	69116	State Life Ins Co	484,463	0.014772%
53	66583	National Guardian Life Ins Co	425,406	0.012971%
54	86231	Transamerica Life Ins Co	411,615	0.012551%
55	71129	Dearborn Life Ins Co	407,295	0.012419%
56	65129	Kansas City Life Ins Co	403,937	0.012316%
57	71854	AAA Life Ins Co	390,942	0.011920%
58	83607	Clear Spring Life & Ann Co	385,880	0.011766%
59	62626	CMFG Life Ins Co	384,993	0.011739%
60	65528	Life Ins Co Of The Southwest	360,923	0.011005%
61	86509	Voya Retirement Ins & Ann Co	333,640	0.010173%
62	97136	Metropolitan Tower Life Ins Co	200,474	0.006113%
63	63274	Fidelity & Guar Life Ins Co	194,798	0.005940%
64	60895	American United Life Ins Co	188,822	0.005757%
65	61999	Americo Fin Life & Ann Ins Co	185,469	0.005655%
66	61263	Bankers Life & Cas Co	165,634	0.005050%
67	62235	Unum Life Ins Co Of Amer	162,863	0.004966%
68	65242	Lafayette Life Ins Co	150,000	0.004574%
69	67172	Ohio Natl Life Ins Co	149,739	0.004566%
70	64513	Horace Mann Life Ins Co	141,808	0.004324%
71	72125	Physicians Life Ins Co	141,149	0.004304%
72	69108	State Farm Life Ins Co	123,118	0.003754%
73	63312	Great American Life Ins Co	119,035	0.003630%
74	86126	Members Life Ins Co	116,804	0.003561%
75	64343	Pacific Guardian Life Ins Co Ltd	103,066	0.003143%
76	70335	West Coast Life Ins Co	90,857	0.002770%
77	64211	Guarantee Trust Life Ins Co	70,893	0.002162%
78	64246	Guardian Life Ins Co Of Amer	60,613	0.001848%
79	99937	Columbus Life Ins Co	60,008	0.001830%
80	62596	Union Fidelity Life Ins Co	59,283	0.001808%
81	87726	Bighthouse Life Ins Co	40,950	0.001249%
82	90212	Great Southern Life Ins Co	28,174	0.000859%
83	60518	American Hlth & Life Ins Co	22,202	0.000677%
84	71390	Puritan Life Ins Co of Amer	17,881	0.000545%
85	68802	Sentinel Security Life Ins Co	17,796	0.000543%
86	69485	Security Natl Life Ins Co	9,601	0.000293%

California Life & Annuity Market Share Report
Premiums Written During Calendar Year 2021
Line of Business: DEPOSIT TYPE CONTRACTS
Sorted By Market Share (Written Premium)

Record Count	Company Code	Company Name	Written Premium	Market Share
87	69698	New Era Life Ins Co Of Midwest	8,664	0.000264%
88	62928	EMC Natl Life Co	6,452	0.000197%
89	61395	Beneficial Life Ins Co	3,965	0.000121%
90	66427	Mutual Trust Life Ins Co a Pan Amer	1,856	0.000057%
91	65722	Loyal Amer Life Ins Co	1,393	0.000042%
92	80985	4 Ever Life Ins Co	1,258	0.000038%
93	87645	United Fidelity Life Ins Co	774	0.000024%
94	78743	New Era Life Ins Co	640	0.000020%
95	61409	National Benefit Life Ins Co	529	0.000016%
96	63983	United Heritage Life Ins Co	378	0.000012%
97	69892	United Farm Family Life Ins Co	365	0.000011%
98	67180	Ohio State Life Ins Co	156	0.000005%
99	90247	Fortitude US Reins Co	150	0.000005%
	Totals:		3,279,650,940	100.000000%

California Life & Annuity Market Share Report
Premiums Written During Calendar Year 2021
Line of Business: OTHER CONSIDERATIONS
Sorted By Market Share (Written Premium)

Record Count	Company Code	Company Name	Written Premium	Market Share
1	68241	Prudential Ins Co Of Amer	4,443,237,659	39.860444%
2	65838	John Hancock Life Ins Co USA	2,187,863,013	19.627397%
3	70688	Transamerica Financial Life Ins Co	1,157,153,238	10.380863%
4	66915	New York Life Ins Co	656,910,476	5.893167%
5	65935	Massachusetts Mut Life Ins Co	568,875,467	5.103402%
6	86231	Transamerica Life Ins Co	461,178,761	4.137251%
7	68322	Great W Life & Ann Ins Co	371,814,228	3.335559%
8	69019	Standard Ins Co	338,310,528	3.034996%
9	66168	Minnesota Life Ins Co	231,286,483	2.074879%
10	88668	Mutual Of Amer Life Ins Co	222,807,437	1.998813%
11	65978	Metropolitan Life Ins Co	163,421,364	1.466059%
12	86509	Voya Retirement Ins & Ann Co	154,299,363	1.384225%
13	88072	Talcott Resolution Life Ins Co	93,933,511	0.842681%
14	62626	CMFG Life Ins Co	50,115,602	0.449589%
15	62944	Equitable Financial Life Ins Co	35,387,943	0.317467%
16	71153	Talcott Resolution Life & Ann Ins Co	5,055,798	0.045356%
17	67172	Ohio Natl Life Ins Co	4,126,489	0.037019%
18	61271	Principal Life Ins Co	644,362	0.005781%
19	69868	United Of Omaha Life Ins Co	329,714	0.002958%
20	78778	Guardian Ins & Ann Co Inc	206,047	0.001848%
21	87726	Brighthouse Life Ins Co	25,713	0.000231%
22	81213	American Maturity Life Ins Co	1,653	0.000015%
	Totals:		11,146,984,849	100.000000%

2021 CALIFORNIA LIFE & ANNUITY MARKET SHARE REPORT

Premiums Written During The Calendar Year
Sorted By Company Name (Alphabetically)

Record Count	Company Code	Company Name	Life Insurance	Annuity Considerations	Accident And Health	Deposit Type Contract Funds	Other Considerations	Total	Market Share	Rank
1	80985	4 Ever Life Ins Co	444,759	0	16,257,001	1,258	0	16,703,018	0.021007%	165
2	77879	5 Star Life Ins Co	7,769,911	0	196,747	0	0	7,966,658	0.010019%	189
3	71854	AAA Life Ins Co	320,084,299	14,400,583	15,512,225	390,942	0	350,388,049	0.440673%	59
4	71471	Ability Ins Co	7,375	0	780,216	0	0	787,591	0.000991%	273
5	62200	Accordia Life & Ann Co	166,946,401	0	0	0	0	166,946,401	0.209964%	75
6	78700	Aetna Hlth & Life Ins Co	0	0	348,057	0	0	348,057	0.000438%	290
7	60054	Aetna Life Ins Co	3,152,308	1,727,931	2,169,498,864	5,800,247	0	2,180,179,350	2.741949%	7
8	90611	Allianz Life Ins Co Of N Amer	295,032,768	1,625,921,812	8,765,061	0	0	1,929,719,641	2.426953%	11
9	60216	Amalgamated Life Ins Co	202,556	0	9,245,049	0	0	9,447,605	0.011882%	182
10	68594	American Amicable Life Ins Co Of TX	14,891,771	941,255	0	0	0	15,833,026	0.019913%	166
11	60275	American Bankers Life Assur Co Of FL	179,387	0	117,258	0	0	296,645	0.000373%	292
12	66001	American Benefit Life Ins Co	5,993	2,425	0	0	0	8,418	0.000011%	319
13	92738	American Equity Invest Life Ins Co	11,553	129,659,689	0	1,173,166	0	130,844,408	0.164559%	85
14	60380	American Family Life Assur Co of Col	27,385,342	0	351,639,310	0	0	379,024,652	0.476688%	55
15	60399	American Family Life Ins Co	1,961,227	3,000	0	0	0	1,964,227	0.002470%	246
16	60410	American Fidelity Assur Co	53,723,931	120,264,646	210,606,998	0	0	384,595,575	0.483695%	53
17	60429	American Fidelity Life Ins Co	476,236	55,144	0	0	0	531,380	0.000668%	282
18	60488	American Gen Life Ins Co	597,236,255	1,520,581,536	5,058,599	29,930,859	0	2,152,807,249	2.707524%	9
19	60534	American Heritage Life Ins Co	5,394,286	6,080	45,439,749	0	0	50,840,115	0.063940%	122
20	60518	American Hlth & Life Ins Co	5,403,427	0	3,405,898	22,202	0	8,831,527	0.011107%	185
21	60577	American Income Life Ins Co	143,143,116	0	10,121,386	0	0	153,264,502	0.192756%	79
22	81213	American Maturity Life Ins Co	0	0	0	0	1,653	1,653	0.000002%	324
23	67989	American Memorial Life Ins Co	151,549,019	334,640	0	0	0	151,883,659	0.191020%	80
24	60739	American Natl Ins Co	101,822,382	250,321,901	794,146	7,115,905	0	360,054,334	0.452830%	57
25	71773	American Natl Life Ins Co Of TX	127,555	0	6,878,203	0	0	7,005,758	0.008811%	197
26	60801	American Public Life Ins Co	16,348	0	752,463	0	0	768,811	0.000967%	275
27	60836	American Republic Ins Co	380,764	0	186,119	0	0	566,883	0.000713%	281
28	88366	American Retirement Life Ins Co	0	0	813,046	0	0	813,046	0.001023%	272
29	60895	American United Life Ins Co	39,328,141	458,246,120	108,840	188,822	0	497,871,923	0.626159%	41

2021 CALIFORNIA LIFE & ANNUITY MARKET SHARE REPORT

Premiums Written During The Calendar Year
Sorted By Company Name (Alphabetically)

Record Count	Company Code	Company Name	Life Insurance	Annuity Considerations	Accident And Health	Deposit Type Contract Funds	Other Considerations	Total	Market Share	Rank
30	61999	Americo Fin Life & Ann Ins Co	32,241,915	61,039,791	150,612	185,469	0	93,617,787	0.117740%	99
31	61301	Ameritas Life Ins Corp	100,131,700	192,300,910	122,606,558	12,717,016	0	427,756,184	0.537977%	50
32	72222	Amica Life Ins Co	6,229,052	117,017	0	0	0	6,346,069	0.007981%	201
33	93661	Annuity Investors Life Ins Co	0	14,323,210	0	0	0	14,323,210	0.018014%	171
34	62825	Anthem Blue Cross Life & Hlth Ins Co	61,518,643		1,738,274,771			1,799,793,414	2.263548%	13
35	61069	Anthem Life Ins Co	5,530,343	0	79,434,331	0	0	84,964,674	0.106858%	102
36	71439	Assurity Life Ins Co	15,077,148	22,500	6,165,509	0	0	21,265,157	0.026745%	157
37	68039	Athene Ann & Life Assur Co of NY	306,824	110,144	0	0	0	416,968	0.000524%	285
38	61689	Athene Ann & Life Co	6,293,888	2,333,052,253	45,764	0	0	2,339,391,905	2.942186%	5
39	61492	Athene Annuity & Life Assur Co	2,767,686	70,997	625,313	0	0	3,463,996	0.004357%	227
40	61182	Aurora Natl Life Assur Co	1,957,400	0	0	(135,501)	0	1,821,899	0.002291%	248
41	84522	Auto Club Life Ins Co	1,033,522	395,402	6,804	0	0	1,435,728	0.001806%	255
42	61212	Baltimore Life Ins Co	2,472,195	0	5,615	686,557	0	3,164,367	0.003980%	235
43	61263	Bankers Life & Cas Co	37,499,625	44,188,108	36,034,549	165,634	0	117,887,916	0.148264%	90
44	94250	Banner Life Ins Co	131,276,588	14,463,984	1,002,613	0	0	146,743,185	0.184555%	82
45	61395	Beneficial Life Ins Co	4,705,002	156,849	0	3,965	0	4,865,816	0.006120%	211
46	64890	Berkley Life & Hlth Ins Co	2,643	0	36,100,101	0	0	36,102,744	0.045405%	141
47	71714	Berkshire Life Ins Co of Amer	449,627	0	57,254,142	0	0	57,703,769	0.072572%	118
48	90638	Best Life & Hlth Ins Co	200,177	0	2,709,727	0	0	2,909,904	0.003660%	236
49	61557	Blue Shield of CA Life & Hlth Ins Co	10,343,596	0	220,830,091	0	0	231,173,687	0.290740%	68
50	61476	Boston Mut Life Ins Co	2,631,652	0	1,804,836	0	0	4,436,488	0.005580%	217
51	87726	Brighthouse Life Ins Co	202,415,093	771,846,197	9,543,842	40,950	25,713	983,871,795	1.237387%	26
52	61581	Capitol Life Ins Co	3,481	23,099	4,625	0	0	31,205	0.000039%	310
53	61751	Central States H & L Co Of Omaha	30,800	0	45,408	0	0	76,208	0.000096%	305
54	80896	Centre Life Ins Co	0	0	1,653,401	0	0	1,653,401	0.002079%	252
55	61832	Chesapeake Life Ins Co	3,824,481	116,561	26,137,482	0	0	30,078,524	0.037829%	150
56	61875	Church Life Ins Corp	1,680,418	625,785	0	0	0	2,306,203	0.002900%	242
57	67369	Cigna Hlth & Life Ins Co	17,605	0	1,746,501,413	(55,112)	0	1,746,463,906	2.196477%	16
58	83607	Clear Spring Life & Ann Co	18,557	36,389,262	378	385,880	0	36,794,077	0.046275%	138

2021 CALIFORNIA LIFE & ANNUITY MARKET SHARE REPORT

Premiums Written During The Calendar Year
Sorted By Company Name (Alphabetically)

Record Count	Company Code	Company Name	Life Insurance	Annuity Considerations	Accident And Health	Deposit Type Contract Funds	Other Considerations	Total	Market Share	Rank
59	93432	CM Life Ins Co	20,747,968	72,646,338	0	0	0	93,394,306	0.117459%	100
60	62626	CMFG Life Ins Co	45,590,549	12,737,762	42,842,453	384,993	50,115,602	151,671,359	0.190753%	81
61	62049	Colonial Life & Accident Ins Co	37,168,897	20,996	133,979,386	0	0	171,169,279	0.215275%	74
62	62065	Colonial Penn Life Ins Co	26,123,357	0	21,148,942	0	0	47,272,299	0.059453%	126
63	76023	Columbian Life Ins Co	6,665,669	300	0	0	0	6,665,969	0.008384%	200
64	62103	Columbian Mut Life Ins Co	188,712	5,878	15,504	0	0	210,094	0.000264%	296
65	99937	Columbus Life Ins Co	57,979,355	533,568	349	60,008	0	58,573,280	0.073666%	117
66	62146	Combined Ins Co Of Amer	5,976,202	0	31,301,288	0	0	37,277,490	0.046883%	136
67	81426	Commercial Travelers Life Ins Co	0	0	11,210	0	0	11,210	0.000014%	317
68	84824	Commonwealth Ann & Life Ins Co	2,370,038	6,016,218	1,963	593,273	0	8,981,492	0.011296%	183
69	92444	Companion Life Ins Co of CA	1,138	8,000	36,206,472	3,091,875	0	39,307,485	0.049436%	134
70	62308	Connecticut Gen Life Ins Co	24,466,908	(56,644)	5,093,215	592,997	0	30,096,476	0.037851%	149
71	71730	Continental Amer Ins Co	1,472,918	0	62,285,193	0	0	63,758,111	0.080187%	112
72	71404	Continental Gen Ins Co	145,593	445,487	2,867,668	0	0	3,458,748	0.004350%	228
73	68500	Continental Life Ins Co Brentwood	6,095	0	15,634,684	0	0	15,640,779	0.019671%	168
74	82880	CSI Life Ins Co	6,784	0	0	0	0	6,784	0.000009%	322
75	71129	Dearborn Life Ins Co	1,140,603	0	1,815,709	407,295	0	3,363,607	0.004230%	230
76	62634	Delaware Amer Life Ins Co	71,428	0	312,533	0	0	383,961	0.000483%	288
77	79065	Delaware Life Ins Co	3,076,146	193,841,809	0	0	0	196,917,955	0.247658%	73
78	13183	Eagle Life Ins Co	0	31,058,156	0	0	0	31,058,156	0.039061%	146
79	84174	ELCO Mut Life & Ann	10,321	2,462,245	0	700,797	0	3,173,363	0.003991%	234
80	85561	Elips Life Ins Co	6,541	0	825	0	0	7,366	0.000009%	320
81	62928	EMC Natl Life Co	780,642	56,870	571	6,452	0	844,535	0.001062%	271
82	62880	Equitable Financial Life & Ann Co	1,304,265	0	0	0	0	1,304,265	0.001640%	259
83	62944	Equitable Financial Life Ins Co	206,950,642	1,238,228,685	2,650,757	0	35,387,943	1,483,218,027	1.865401%	20
84	78077	Equitable Financial Life Ins Co of A	100,601,400	2,855,163	11,240,028	0	0	114,696,591	0.144251%	92
85	62510	Equitrust Life Ins Co	576,462	118,515,967	0	2,386,279	0	121,478,708	0.152780%	88
86	70866	Everlake Assur Co	50,021,663	0	0	0	0	50,021,663	0.062911%	123
87	60186	Everlake Life Ins Co	45,483,673	2,179,139	1,779,940	0	0	49,442,752	0.062183%	124

2021 CALIFORNIA LIFE & ANNUITY MARKET SHARE REPORT

Premiums Written During The Calendar Year
Sorted By Company Name (Alphabetically)

Record Count	Company Code	Company Name	Life Insurance	Annuity Considerations	Accident And Health	Deposit Type Contract Funds	Other Considerations	Total	Market Share	Rank
88	77968	Family Heritage Life Ins Co Of Amer	74,345	0	8,002,073	0	0	8,076,418	0.010157%	188
89	63053	Family Life Ins Co	1,845,947	0	416,213	0	0	2,262,160	0.002845%	243
90	74004	Family Serv Life Ins Co	553	0	0	0	0	553	0.000001%	326
91	63177	Farmers New World Life Ins Co	345,792,563	5,850,862	5,984,244	6,996,595	0	364,624,264	0.458577%	56
92	63223	Federal Life Ins Co	1,682,046	69,700	13,255	0	0	1,765,001	0.002220%	249
93	63258	Federated Life Ins Co	14,656,717	1,141,880	2,367,265	0	0	18,165,862	0.022847%	162
94	63274	Fidelity & Guar Life Ins Co	120,390,359	657,338,631	0	194,798	0	777,923,788	0.978372%	31
95	93696	Fidelity Investments Life Ins Co	1,933,183	314,681,666	0	0	0	316,614,849	0.398197%	61
96	63290	Fidelity Life Assn A Legal Reserve L	15,665,537	0	29,152	0	0	15,694,689	0.019739%	167
97	71870	Fidelity Security Life Ins Co	5,624,926	300,371	63,057,897	0	0	68,983,194	0.086758%	110
98	69140	First Allmerica Fin Life Ins Co	658,749	11,717	189	0	0	670,655	0.000843%	279
99	90328	First Hlth Life & Hlth Ins Co	1,191	0	1,695,797	0	0	1,696,988	0.002134%	251
100	67652	First Penn Pacific Life Ins Co	14,568,253	20,340	3,902	0	0	14,592,495	0.018353%	170
101	91642	Forethought Life Ins Co	45,873,096	796,788,364	3,469,923	9,484,700	0	855,616,083	1.076084%	28
102	86630	Fortitude Life Ins & Ann Co	590,107	568,511,159	0	3,059,725	0	572,160,991	0.719590%	37
103	90247	Fortitude US Reins Co	33,701	0	0	150	0	33,851	0.000043%	309
104	99775	Funeral Directors Life Ins Co	1,228,071	1,109,274	0	0	0	2,337,345	0.002940%	240
105	63657	Garden State Life Ins Co	1,135,883	0	203,226	0	0	1,339,109	0.001684%	258
106	65536	Genworth Life & Ann Ins Co	117,007,575	1,665,669	565,098	0	0	119,238,342	0.149963%	89
107	70025	Genworth Life Ins Co	28,988,667	578,636	282,831,186	0	0	312,398,489	0.392895%	62
108	70939	Gerber Life Ins Co	44,196,874	0	26,167,947	0	0	70,364,821	0.088496%	108
109	91472	Globe Life & Accident Ins Co	58,789,756	0	3,321,932	0	0	62,111,688	0.078116%	113
110	62286	Golden Rule Ins Co	641,510	119,413	5,577,085	0	0	6,338,008	0.007971%	202
111	63967	Government Personnel Mut Life Ins Co	3,300,561	15,356	28,902	0	0	3,344,819	0.004207%	231
112	67059	GPM Hlth & Life Ins Co	1,071,046	85,728	55,813	0	0	1,212,587	0.001525%	264
113	93521	Granular Ins Co	0	0	4,576,587	0	0	4,576,587	0.005756%	215
114	63312	Great American Life Ins Co	5,352,582	428,389,022	12,940	119,035	0	433,873,579	0.545670%	49
115	90212	Great Southern Life Ins Co	3,549,576	262,970	122,214	28,174	0	3,962,934	0.004984%	220
116	68322	Great W Life & Ann Ins Co	21,294,351	34,642,421	8,450,599	2,016,906	371,814,228	438,218,505	0.551135%	47

2021 CALIFORNIA LIFE & ANNUITY MARKET SHARE REPORT

Premiums Written During The Calendar Year
Sorted By Company Name (Alphabetically)

Record Count	Company Code	Company Name	Life Insurance	Annuity Considerations	Accident And Health	Deposit Type Contract Funds	Other Considerations	Total	Market Share	Rank
117	71480	Great Western Ins Co	34,912,016	935,366	0	0	0	35,847,382	0.045084%	143
118	64211	Guarantee Trust Life Ins Co	1,718,226	6,459	2,088,282	70,893	0	3,883,860	0.004885%	223
119	64238	Guaranty Income Life Ins Co	5,315	117,835,622	0	0	0	117,840,937	0.148205%	91
120	78778	Guardian Ins & Ann Co Inc	4,384,789	33,159,224	0	2,575,369	206,047	40,325,429	0.050716%	131
121	64246	Guardian Life Ins Co Of Amer	316,714,440	817,351	545,208,896	60,613	0	862,801,300	1.085120%	27
122	70815	Hartford Life & Accident Ins Co	170,955,180	0	256,095,615	0	0	427,050,795	0.537089%	51
123	92711	HCC Life Ins Co	465,530	3,600	107,941,882	0	0	108,411,012	0.136345%	95
124	66141	Health Net Life Ins Co	863,110	0	842,135,677	0	0	842,998,787	1.060215%	29
125	93440	HM Life Ins Co	1,081	0	35,979,415	0	0	35,980,496	0.045252%	142
126	64505	Homesteaders Life Co	36,032,654	456,522	0	0	0	36,489,176	0.045891%	139
127	64513	Horace Mann Life Ins Co	7,097,890	23,464,118	7,632	141,808	0	30,711,448	0.038625%	148
128	91693	IA Amer Life Ins Co	21,631,332	2,398,765	7,228	0	0	24,037,325	0.030231%	155
129	69272	Ibexis Life & Ann Ins Co	2,989,784	239,144	0	0	0	3,228,928	0.004061%	233
130	97764	Idealife Ins Co	104,131	1,188	0	0	0	105,319	0.000132%	302
131	64580	Illinois Mut Life Ins Co	1,137,762	0	135,737	0	0	1,273,499	0.001602%	262
132	64602	Independence Life & Ann Co	0	0	1,303,143	0	0	1,303,143	0.001639%	260
133	81779	Individual Assur Co Life Hlth & Acc	0	0	3,651,753	0	0	3,651,753	0.004593%	226
134	14406	Industrial Alliance Ins & Fin Serv I	3,580,241	1,730,786	0	0	0	5,311,027	0.006680%	210
135	74780	Integrity Life Ins Co	10,525	18,921,879	0	3,085,117	0	22,017,521	0.027691%	156
136	64904	Investors Heritage Life Ins Co	29,384	5,857,776	0	0	0	5,887,160	0.007404%	204
137	63487	Investors Life Ins Co N Amer	1,046,752	0	0	0	0	1,046,752	0.001316%	268
138	65056	Jackson Natl Life Ins Co	65,361,593	1,685,873,247	2,375,356	0	0	1,753,610,196	2.205465%	15
139	64017	Jefferson Natl Life Ins Co	960,646	137,453,274	5,561	1,506,118	0	139,925,599	0.175980%	84
140	65080	John Alden Life Ins Co	466,495	0	302,530	0	0	769,025	0.000967%	274
141	93610	John Hancock Life & Hlth Ins Co	58,194	0	1,377,195	0	0	1,435,389	0.001805%	256
142	65838	John Hancock Life Ins Co USA	610,493,530	4,249,431	98,954,451	0	2,187,863,013	2,901,560,425	3.649209%	3
143	65129	Kansas City Life Ins Co	16,905,296	1,615,194	2,072,766	403,937	0	20,997,193	0.026408%	158
144	62154	Ladder Life Ins Co	14,987	0	0	0	0	14,987	0.000019%	313
145	65242	Lafayette Life Ins Co	42,082,620	18,023,750	9,718	150,000	0	60,266,088	0.075795%	115

2021 CALIFORNIA LIFE & ANNUITY MARKET SHARE REPORT

Premiums Written During The Calendar Year
Sorted By Company Name (Alphabetically)

Record Count	Company Code	Company Name	Life Insurance	Annuity Considerations	Accident And Health	Deposit Type Contract Funds	Other Considerations	Total	Market Share	Rank
146	71323	Langhorne Reins AZ Ltd	1,448	0	0	0	0	1,448	0.000002%	325
147	68543	Liberty Bankers Life Ins Co	1,675,053	52,704,050	6,477	1,129,236	0	55,514,816	0.069819%	120
148	65331	Liberty Natl Life Ins Co	5,298,358	1,170	190,610	0	0	5,490,138	0.006905%	208
149	65498	Life Ins Co Of N Amer	224,815,454	0	242,010,526	0	0	466,825,980	0.587114%	46
150	65528	Life Ins Co Of The Southwest	642,337,984	361,563,356	434	360,923	0	1,004,262,697	1.263032%	25
151	97985	LifeMap Assur Co	161,952	0	17,240	0	0	179,192	0.000225%	298
152	77720	LifeSecure Ins Co	285,836	36,604	6,547,708	0	0	6,870,148	0.008640%	199
153	99724	LifeShield Natl Ins Co	193,300	0	562,931	0	0	756,231	0.000951%	276
154	65595	Lincoln Benefit Life Co	145,113,316	2,714,986	9,188,618	4,080,522	0	161,097,442	0.202608%	78
155	65927	Lincoln Heritage Life Ins Co	111,616,194	2,970	179,740	0	0	111,798,904	0.140606%	93
156	62057	Lincoln Life & Ann Co of NY	1,169,809	4,112,756	748,557	0	0	6,031,122	0.007585%	203
157	65676	Lincoln Natl Life Ins Co	857,911,575	1,294,040,004	371,781,532	0	0	2,523,733,111	3.174026%	4
158	60232	Lombard Intl Life Assur Co	676	79,256,145	0	0	0	79,256,821	0.099679%	105
159	65722	Loyal Amer Life Ins Co	163,774	802	37,066,571	1,393	0	37,232,540	0.046826%	137
160	73504	Lumico Life Ins Co	6,978,796	0	62,224	0	0	7,041,020	0.008855%	196
161	65781	Madison Natl Life Ins Co Inc	427,259	504,999	3,665,517	0	0	4,597,775	0.005782%	214
162	65870	Manhattan Life Ins Co	991,714	64,824	208,841	0	0	1,265,379	0.001591%	263
163	67083	Manhattan Natl Life Ins Co	1,518,680	1,796	0	0	0	1,520,476	0.001912%	253
164	61883	ManhattanLife Ins & Ann Co	476,799	0	12,746,896	0	0	13,223,695	0.016631%	172
165	65935	Massachusetts Mut Life Ins Co	1,021,052,097	946,109,883	65,553,579	750,288,921	568,875,467	3,351,879,947	4.215563%	2
166	69515	Medamerica Ins Co	0	0	5,878,175	0	0	5,878,175	0.007393%	206
167	31119	Medico Ins Co	2,198	0	384,963	0	0	387,161	0.000487%	286
168	86126	Members Life Ins Co	452,174	79,822,842	0	116,804	0	80,391,820	0.101106%	104
169	65951	Merit Life Ins Co	10,510	0	(3,531)	0	0	6,979	0.000009%	321
170	65978	Metropolitan Life Ins Co	817,402,696	33,545,375	971,275,642	7,876,962	163,421,364	1,993,522,039	2.507195%	10
171	97136	Metropolitan Tower Life Ins Co	27,036,816	250,742,867	483,197	200,474	0	278,463,354	0.350215%	64
172	66087	Mid West Natl Life Ins Co Of TN	739,660	39,853	929,796	0	0	1,709,309	0.002150%	250
173	66044	Midland Natl Life Ins Co	486,233,777	523,593,729	668	563,478	0	1,010,391,652	1.270740%	24
174	66109	Midwestern United Life Ins Co	193,741	0	0	0	0	193,741	0.000244%	297

2021 CALIFORNIA LIFE & ANNUITY MARKET SHARE REPORT

Premiums Written During The Calendar Year
Sorted By Company Name (Alphabetically)

Record Count	Company Code	Company Name	Life Insurance	Annuity Considerations	Accident And Health	Deposit Type Contract Funds	Other Considerations	Total	Market Share	Rank
175	66168	Minnesota Life Ins Co	338,239,204	44,791,574	36,380,094	37,672,123	231,286,483	688,369,478	0.865742%	33
176	70416	MML Bay State Life Ins Co	3,298,144	0	0	0	0	3,298,144	0.004148%	232
177	66265	Monarch Life Ins Co	65,327	0	530,054	0	0	595,381	0.000749%	280
178	66370	Mony Life Ins Co	8,653,618	361,985	1,217,674	0	0	10,233,277	0.012870%	179
179	88668	Mutual Of Amer Life Ins Co	302,190	869,173	98,686	0	222,807,437	224,077,486	0.281816%	71
180	71412	Mutual Of Omaha Ins Co	0	0	89,920,167	0	0	89,920,167	0.113090%	101
181	66427	Mutual Trust Life Ins Co a Pan Amer	27,519,559	82,747	8,769	1,856	0	27,612,931	0.034728%	152
182	93734	Nassau Life & Ann Co	697,312	62,471,036	1,818,978	0	0	64,987,326	0.081733%	111
183	67814	Nassau Life Ins Co	16,591,765	100,469	38,681	0	0	16,730,915	0.021042%	164
184	68284	Nassau Life Ins Co of KS	9,972	0	33,635	0	0	43,607	0.000055%	308
185	61409	National Benefit Life Ins Co	1,212,769	0	62,566	529	0	1,275,864	0.001605%	261
186	66540	National Farmers Union Life Ins Co	385,541	61	0	0	0	385,602	0.000485%	287
187	66583	National Guardian Life Ins Co	97,705,741	5,689,071	58,186,780	425,406	0	162,006,998	0.203752%	77
188	82538	National Hlth Ins Co	76,184	0	17,275,469	0	0	17,351,653	0.021823%	163
189	66680	National Life Ins Co	40,384,909	22,558	1,145,932	0	0	41,553,399	0.052261%	128
190	87963	National Teachers Assoc Life Ins Co	417,195	0	35,838,824	0	0	36,256,019	0.045598%	140
191	66850	National Western Life Ins Co	21,873,510	17,849,687	0	0	0	39,723,197	0.049959%	132
192	92657	Nationwide Life & Ann Ins Co	450,440,190	102,578,204	0	0	0	553,018,394	0.695515%	38
193	66869	Nationwide Life Ins Co	91,275,665	1,093,645,149	15,039,481	0	0	1,199,960,295	1.509156%	22
194	98205	Natl Foundation Life Ins Co	30,085	0	684,153	0	0	714,238	0.000898%	278
195	91626	New England Life Ins Co	9,286,205	200,701	32,523	0	0	9,519,429	0.011972%	181
196	78743	New Era Life Ins Co	1,426	0	0	640	0	2,066	0.000003%	323
197	69698	New Era Life Ins Co Of Midwest	8,939	1,100	0	8,664	0	18,703	0.000024%	312
198	91596	New York Life Ins & Ann Corp	282,985,851	1,278,575,935	0	9,078,658	0	1,570,640,444	1.975349%	18
199	66915	New York Life Ins Co	1,304,596,666	136,186,636	71,312,528	0	656,910,476	2,169,006,306	2.727897%	8
200	66974	North Amer Co Life & Hlth Ins	114,238,359	220,061,332	6	501,044	0	334,800,741	0.421069%	60
201	69000	Northwestern Long Term Care Ins Co	0	0	47,512,588	0	0	47,512,588	0.059755%	125
202	67091	Northwestern Mut Life Ins Co	1,320,326,296	94,248,338	101,027,999	1,479,650	0	1,517,082,283	1.907991%	19
203	81353	NYLife Ins Co Of AZ	3,380,612	0	0	0	0	3,380,612	0.004252%	229

2021 CALIFORNIA LIFE & ANNUITY MARKET SHARE REPORT

Premiums Written During The Calendar Year
Sorted By Company Name (Alphabetically)

Record Count	Company Code	Company Name	Life Insurance	Annuity Considerations	Accident And Health	Deposit Type Contract Funds	Other Considerations	Total	Market Share	Rank
204	67148	Occidental Life Ins Co Of NC	3,865,018	1,585,281	0	0	0	5,450,299	0.006855%	209
205	68446	Oceanview Life & Annuity Co	7,798	501,271	9,762	0	0	518,831	0.000653%	283
206	89206	Ohio Natl Life Assur Corp	40,124,585	0	1,017,792	0	0	41,142,377	0.051744%	129
207	67172	Ohio Natl Life Ins Co	43,517,901	5,632,927	608,336	149,739	4,126,489	54,035,392	0.067959%	121
208	67180	Ohio State Life Ins Co	2,031,300	622	0	156	0	2,032,078	0.002556%	244
209	67199	Old Amer Ins Co	4,610,642	0	20,449	0	0	4,631,091	0.005824%	213
210	67261	Old Republic Life Ins Co	1,110,596	0	856	0	0	1,111,452	0.001398%	267
211	76007	Old United Life Ins Co	400	0	0	0	0	400	0.000001%	328
212	13100	Omaha Ins Co	0	0	1,188,349	0	0	1,188,349	0.001495%	266
213	69647	Optum Ins of OH Inc	84,534	335	0	0	0	84,869	0.000107%	303
214	76112	Oxford Life Ins Co	3,060,683	52,792,373	322,165	0	0	56,175,221	0.070650%	119
215	67393	Ozark Natl Life Ins Co	171,159	0	616	0	0	171,775	0.000216%	300
216	64343	Pacific Guardian Life Ins Co Ltd	11,773,331	148	148	103,066	0	11,876,693	0.014937%	174
217	97268	Pacific Life & Ann Co	348,180	(95,793)	0	0	0	252,387	0.000317%	293
218	67466	Pacific Life Ins Co	758,564,532	771,219,677	0	69,824,869	0	1,599,609,078	2.011782%	17
219	93459	Pan Amer Assur Co	2,621,551	0	0	0	0	2,621,551	0.003297%	237
220	67539	Pan Amer Life Ins Co	324,844	16,480	34,169,324	0	0	34,510,648	0.043403%	145
221	60003	Park Avenue Life Ins Co	176,103	0	0	0	0	176,103	0.000221%	299
222	71099	Parker Centennial Assur Co	0	1,924,997	0	0	0	1,924,997	0.002421%	247
223	67598	Paul Revere Life Ins Co	426,635	0	11,550,113	0	0	11,976,748	0.015063%	173
224	93777	Pavonia Life Ins Co of MI	1,470,521	0	16,987	0	0	1,487,508	0.001871%	254
225	93262	Penn Ins & Ann Co	70,441,369	2,554,539	0	0	0	72,995,908	0.091805%	106
226	67644	Penn Mut Life Ins Co	149,277,379	14,834,683	334,424	1,812,369	0	166,258,855	0.209099%	76
227	67784	Philadelphia Amer Life Ins Co	0	0	2,413,966	0	0	2,413,966	0.003036%	238
228	93548	PHL Variable Ins Co	19,324,545	91,288	0	0	0	19,415,833	0.024419%	161
229	72125	Physicians Life Ins Co	14,380,892	9,800	449,293	141,149	0	14,981,134	0.018841%	169
230	67873	Pioneer Amer Ins Co	3,716,194	93,903	0	0	0	3,810,097	0.004792%	224
231	67911	Pioneer Mut Life Ins Co	3,692,800	23,137	0	0	0	3,715,937	0.004673%	225
232	67946	Pioneer Security Life Ins Co	717,796	540	0	0	0	718,336	0.000903%	277

2021 CALIFORNIA LIFE & ANNUITY MARKET SHARE REPORT

Premiums Written During The Calendar Year
Sorted By Company Name (Alphabetically)

Record Count	Company Code	Company Name	Life Insurance	Annuity Considerations	Accident And Health	Deposit Type Contract Funds	Other Considerations	Total	Market Share	Rank
233	97152	Plateau Ins Co	24,950	0	36,962	0	0	61,912	0.000078%	306
234	65919	Primerica Life Ins Co	484,240,075	44,339	23,360	1,372,806	0	485,680,580	0.610826%	43
235	61271	Principal Life Ins Co	121,978,702	186,393,202	286,661,816	1,179,697,331	644,362	1,775,375,413	2.232839%	14
236	71161	Principal Natl Life Ins Co	129,217,499	0	0	0	0	129,217,499	0.162513%	86
237	68047	Professional Ins Co	16,648	0	978,742	0	0	995,390	0.001252%	270
238	88536	Protective Life & Annuity Ins Co	234,826	0	0	0	0	234,826	0.000295%	294
239	68136	Protective Life Ins Co	312,635,503	169,155,301	254,663	2,229,237	0	484,274,704	0.609058%	44
240	67903	Provident Amer Life & Hlth Ins Co	2,586	0	11,015	0	0	13,601	0.000017%	314
241	68195	Provident Life & Accident Ins Co	19,298,304	0	90,706,382	0	0	110,004,686	0.138350%	94
242	79227	Pruco Life Ins Co	601,462,470	52,224,567	0	7,023,823	0	660,710,860	0.830957%	34
243	68241	Prudential Ins Co Of Amer	399,981,610	455,857,986	171,398,377	28,134,082	4,443,237,659	5,498,609,714	6.915443%	1
244	93629	Prudential Retirement Ins & Ann Co	0	(7,350)	0	435,595,373	(157,585)	435,430,438	0.547628%	48
245	71390	Puritan Life Ins Co of Amer	484,919	38,283,185	53,520	17,881	0	38,839,505	0.048847%	135
246	68357	Reliable Life Ins Co	10,676	0	184	0	0	10,860	0.000014%	318
247	68381	Reliance Standard Life Ins Co	47,191,611	70,129,998	108,874,461	0	0	226,196,070	0.284480%	70
248	67105	Reliastar Life Ins Co	168,243,168	20,958,929	220,692,526	486,054	0	410,380,677	0.516124%	52
249	61360	Reliastar Life Ins Co Of NY	2,392,594	2,400	3,140,792	0	0	5,535,786	0.006962%	207
250	61700	Renaissance Life & Hlth Ins Co of Am	9,965	0	3,962,525	0	0	3,972,490	0.004996%	219
251	68462	Reserve Natl Ins Co	26,149	0	134,379	0	0	160,528	0.000202%	301
252	93572	RGA Reins Co	0	0	8,386,126	0	0	8,386,126	0.010547%	187
253	65005	RiverSource Life Ins Co	121,905,311	494,551,386	25,493,192	0	0	641,949,889	0.807362%	36
254	60183	S USA Life Ins Co Inc	2,966,964	38,090,471	21,341	0	0	41,078,776	0.051664%	130
255	60445	Sagikor Life Ins Co	4,345,766	61,512,208	1,723	5,523,589	0	71,383,286	0.089777%	107
256	93742	Securian Life Ins Co	173,006,829	9,673,500	11,949,992	5,111,786	0	199,742,107	0.251210%	72
257	68675	Security Benefit Life Ins Co	1,076,003	227,932,513	0	0	0	229,008,516	0.288017%	69
258	68713	Security Life Of Denver Ins Co	145,529,076	1,051	0	0	0	145,530,127	0.183029%	83
259	68772	Security Mut Life Ins Co Of NY	8,398,704	5,865	14,240	0	0	8,418,809	0.010588%	186
260	69485	Security Natl Life Ins Co	8,651,072	221,746	1,049	9,601	0	8,883,468	0.011172%	184
261	78662	Senior Life Ins Co	4,822,224	0	0	0	0	4,822,224	0.006065%	212

2021 CALIFORNIA LIFE & ANNUITY MARKET SHARE REPORT

Premiums Written During The Calendar Year
Sorted By Company Name (Alphabetically)

Record Count	Company Code	Company Name	Life Insurance	Annuity Considerations	Accident And Health	Deposit Type Contract Funds	Other Considerations	Total	Market Share	Rank
262	68802	Sentinel Security Life Ins Co	2,241,176	244,480,763	114,007	17,796	0	246,853,742	0.310461%	67
263	68810	Sentry Life Ins Co	2,070,377	93,744,392	0	0	0	95,814,769	0.120503%	98
264	97241	Settlers Life Ins Co	45,188	1,030	249	0	0	46,467	0.000058%	307
265	62952	SILAC Ins Co	30,832	97,313,802	767,571	565,483	0	98,677,688	0.124104%	97
266	69019	Standard Ins Co	131,855,237	60,633,883	281,024,680	944,722	338,310,528	812,769,050	1.022196%	30
267	86355	Standard Life & Accident Ins Co	699,768	12,200	6,835,816	0	0	7,547,784	0.009493%	191
268	69078	Standard Security Life Ins Co Of NY	9,828	0	69,768	0	0	79,596	0.000100%	304
269	68985	Starmount Life Ins Co	84,353	0	24,415,603	0	0	24,499,956	0.030813%	154
270	69108	State Farm Life Ins Co	539,990,033	10,498,536	0	123,118	0	550,611,687	0.692488%	39
271	69116	State Life Ins Co	98,648,864	20,764,898	2,979,507	484,463	0	122,877,732	0.154540%	87
272	89184	Sterling Investors Life Ins Co	171,033	7,300	55,822	0	0	234,155	0.000294%	295
273	77399	Sterling Life Ins Co	9,388	0	437,690	0	0	447,078	0.000562%	284
274	80926	Sun Life & Hlth Ins Co	6,598,781	0	504,400	0	0	7,103,181	0.008933%	195
275	69310	Surety Life Ins Co	10,560,408	118,113	8,288	0	0	10,686,809	0.013440%	178
276	68608	Symetra Life Ins Co	103,574,860	536,816,932	63,238,546	9,504,437	0	713,134,775	0.896889%	32
277	90581	Symetra Natl Life Ins Co	12,621	0	0	0	0	12,621	0.000016%	315
278	71153	Talcott Resolution Life & Ann Ins Co	84,174,069	18,910,401	10,873	0	5,055,798	108,151,141	0.136019%	96
279	88072	Talcott Resolution Life Ins Co	5,171,942	18,133,688	731,786	131,784,004	93,933,511	249,754,931	0.314110%	66
280	69345	Teachers Ins & Ann Assoc Of Amer	12,876,099	598,857,239	525,286	33,581,520	0	645,840,144	0.812255%	35
281	69396	Texas Life Ins Co	35,017,683	0	0	0	0	35,017,683	0.044041%	144
282	76236	The Cincinnati Life Ins Co	8,808,763	2,851,529	15,651	0	0	11,675,943	0.014684%	176
283	70435	The Savings Bank Mut Life Ins Co of	19,664,447	571,479	0	0	0	20,235,926	0.025450%	159
284	60142	TIAA Cref Life Ins Co	21,523,760	17,621,120	216,123	344,527,609	0	383,888,612	0.482806%	54
285	92908	Tier One Ins Co	0	0	21,974	0	0	21,974	0.000028%	311
286	69566	Trans World Assur Co	1,670,498	311,781	0	0	0	1,982,279	0.002493%	245
287	70688	Transamerica Financial Life Ins Co	1,160,285	984,503	290,439	0	1,157,153,238	1,159,588,465	1.458381%	23
288	86231	Transamerica Life Ins Co	1,099,255,933	195,720,404	137,718,423	411,615	461,178,761	1,894,285,136	2.382388%	12
289	61425	Trustmark Ins Co	56,613,091	3,190	12,833,766	0	0	69,450,047	0.087345%	109
290	62863	Trustmark Life Ins Co	289,736	0	3,912,560	0	0	4,202,296	0.005285%	218

2021 CALIFORNIA LIFE & ANNUITY MARKET SHARE REPORT

Premiums Written During The Calendar Year
Sorted By Company Name (Alphabetically)

Record Count	Company Code	Company Name	Life Insurance	Annuity Considerations	Accident And Health	Deposit Type Contract Funds	Other Considerations	Total	Market Share	Rank
291	80314	Unicare Life & Hlth Ins Co	829,573	0	1,543,502	0	0	2,373,075	0.002985%	239
292	11121	Unified Life Ins Co	438,793	2,554	3,462,536	0	0	3,903,883	0.004910%	222
293	91529	Unimerica Ins Co	8,332,620	0	50,876,554	0	0	59,209,174	0.074466%	116
294	62596	Union Fidelity Life Ins Co	650,533	0	1,624,374	59,283	0	2,334,190	0.002936%	241
295	69744	Union Labor Life Ins Co	6,743,933	0	19,419,718	0	0	26,163,651	0.032905%	153
296	70408	Union Security Ins Co	5,157,397	700,356	3,753,243	(50)	0	9,610,946	0.012087%	180
297	92916	United Amer Ins Co	452,439	379,932	44,889,525	0	0	45,721,896	0.057503%	127
298	69892	United Farm Family Life Ins Co	3,925,165	25	0	365	0	3,925,555	0.004937%	221
299	87645	United Fidelity Life Ins Co	298,962	7,086	0	774	0	306,822	0.000386%	291
300	63983	United Heritage Life Ins Co	2,953,657	2,874,284	52,492	378	0	5,880,811	0.007396%	205
301	69922	United Home Life Ins Co	1,013,263	0	6,126	0	0	1,019,389	0.001282%	269
302	69930	United Ins Co Of Amer	19,605,562	0	572,191	0	0	20,177,753	0.025377%	160
303	69973	United Life Ins Co	2,503,409	35,832,054	938	1,230,265	0	39,566,666	0.049762%	133
304	69868	United Of Omaha Life Ins Co	232,322,988	98,058,682	84,089,873	57,419,860	329,714	472,221,117	0.593899%	45
305	42129	United Security Assur Co Of PA	0	0	12,202	0	0	12,202	0.000015%	316
306	70106	United States Life Ins Co in the Cit	2,479,172	654,231	1,364,221	0	0	4,497,624	0.005657%	216
307	72850	United World Life Ins Co	72,336	0	11,766,349	0	0	11,838,685	0.014889%	175
308	79413	UnitedHealthcare Ins Co	3,460,819	0	2,322,222,122	0	0	2,325,682,941	2.924944%	6
309	63819	Unity Financial Life Ins Co	1,432,014	0	0	0	0	1,432,014	0.001801%	257
310	67601	Unum Ins Co	123,285	0	5,803,474	1,889,989	0	7,816,748	0.009831%	190
311	62235	Unum Life Ins Co Of Amer	142,358,243	1,924	370,715,956	162,863	0	513,238,986	0.645486%	40
312	80802	US Br Sun Life Assur Co of Canada	78,777,951	0	214,742,879	0	0	293,520,830	0.369153%	63
313	80659	US Business of Canada Life Assur Co	6,746,029	0	478,803	0	0	7,224,832	0.009086%	194
314	84530	US Financial Life Ins Co	6,977,713	0	0	0	0	6,977,713	0.008776%	198
315	70955	USA Life One Ins Co Of IN	529	0	0	0	0	529	0.000001%	327
316	69663	USAA Life Ins Co	108,362,765	320,839,662	47,908,491	9,023,184	0	486,134,102	0.611397%	42
317	68632	Vantis Life Ins Co	350,035	32,000	0	0	0	382,035	0.000480%	289
318	70238	Variable Ann Life Ins Co	0	242,580,282	0	33,827,538	0	276,407,820	0.347630%	65
319	80942	Venerable Ins & Ann Co	1,395,367	6,112,864	144	0	0	7,508,375	0.009443%	192

2021 CALIFORNIA LIFE & ANNUITY MARKET SHARE REPORT

Premiums Written During The Calendar Year
Sorted By Company Name (Alphabetically)

Record Count	Company Code	Company Name	Life Insurance	Annuity Considerations	Accident And Health	Deposit Type Contract Funds	Other Considerations	Total	Market Share	Rank
320	86509	Voya Retirement Ins & Ann Co	6,636,094	1,176,552,468	470	333,640	154,299,363	1,337,822,035	1.682540%	21
321	70319	Washington Natl Ins Co	6,963,803	925,557	22,832,792	0	0	30,722,152	0.038638%	147
322	70335	West Coast Life Ins Co	60,353,669	5,853	340	90,857	0	60,450,719	0.076027%	114
323	70483	Western & Southern Life Ins Co	10,193,610	0	718,908	0	0	10,912,518	0.013724%	177
324	92622	Western Southern Life Assur Co	8,040,441	340,949,130	0	3,814,121	0	352,803,692	0.443711%	58
325	85189	Western United Life Assur Co	195	7,204,634	56,454	0	0	7,261,283	0.009132%	193
326	62413	Wilcac Life Ins Co	25,636,916	62,370	877,519	1,906,083	0	28,482,888	0.035822%	151
327	60704	Wilton Reassur Life Co of NY	1,173,352	3,700	22,838	0	0	1,199,890	0.001509%	265
328	90557	Zurich Amer Life Ins Co	42,415,878	23,888,204	14,158,059	0	0	80,462,141	0.101195%	103
	Totals:		20,826,509,903	27,676,727,950	16,582,512,452	3,279,460,277	11,146,827,264	79,512,037,846	100.000000%	

California Life & Annuity Market Share Report
Premiums Written During Calendar Year 2021
Line of Business: LIFE INSURANCE
Sorted By Company Name (Alphabetically)

Record Count	Company Code	Company Name	Written Premium	Market Share	Rank
1	80985	4 Ever Life Ins Co	444,759	0.002136%	224
2	77879	5 Star Life Ins Co	7,769,911	0.037308%	119
3	71854	AAA Life Ins Co	320,084,299	1.536908%	19
4	71471	Ability Ins Co	7,375	0.000035%	288
5	62200	Accordia Life & Ann Co	166,946,401	0.801605%	31
6	60054	Aetna Life Ins Co	3,152,308	0.015136%	156
7	90611	Allianz Life Ins Co Of N Amer	295,032,768	1.416621%	22
8	60216	Amalgamated Life Ins Co	202,556	0.000973%	240
9	68594	American Amicable Life Ins Co Of TX	14,891,771	0.071504%	103
10	60275	American Bankers Life Assur Co Of FL	179,387	0.000861%	245
11	66001	American Benefit Life Ins Co	5,993	0.000029%	292
12	92738	American Equity Invest Life Ins Co	11,553	0.000055%	277
13	60380	American Family Life Assur Co of Col	27,385,342	0.131493%	85
14	60399	American Family Life Ins Co	1,961,227	0.009417%	173
15	60410	American Fidelity Assur Co	53,723,931	0.257959%	64
16	60429	American Fidelity Life Ins Co	476,236	0.002287%	218
17	60488	American Gen Life Ins Co	597,236,255	2.867673%	11
18	60534	American Heritage Life Ins Co	5,394,286	0.025901%	135
19	60518	American Hlth & Life Ins Co	5,403,427	0.025945%	134
20	60577	American Income Life Ins Co	143,143,116	0.687312%	36
21	67989	American Memorial Life Ins Co	151,549,019	0.727674%	32
22	60739	American Natl Ins Co	101,822,382	0.488908%	49
23	71773	American Natl Life Ins Co Of TX	127,555	0.000612%	252
24	60801	American Public Life Ins Co	16,348	0.000078%	274
25	60836	American Republic Ins Co	380,764	0.001828%	230
26	60895	American United Life Ins Co	39,328,141	0.188837%	76
27	61999	Americo Fin Life & Ann Ins Co	32,241,915	0.154812%	82
28	61301	Ameritas Life Ins Corp	100,131,700	0.480790%	51
29	72222	Amica Life Ins Co	6,229,052	0.029909%	130
30	62825	Anthem Blue Cross Life & Hlth Ins Co	61,518,643	0.295386%	59
31	61069	Anthem Life Ins Co	5,530,343	0.026554%	133
32	71439	Assurity Life Ins Co	15,077,148	0.072394%	102
33	68039	Athene Ann & Life Assur Co of NY	306,824	0.001473%	234
34	61689	Athene Ann & Life Co	6,293,888	0.030221%	129
35	61492	Athene Annuity & Life Assur Co	2,767,686	0.013289%	162
36	61182	Aurora Natl Life Assur Co	1,957,400	0.009399%	174
37	84522	Auto Club Life Ins Co	1,033,522	0.004963%	200
38	61212	Baltimore Life Ins Co	2,472,195	0.011870%	167
39	61263	Bankers Life & Cas Co	37,499,625	0.180057%	77
40	94250	Banner Life Ins Co	131,276,588	0.630334%	39
41	61395	Beneficial Life Ins Co	4,705,002	0.022591%	141

California Life & Annuity Market Share Report
Premiums Written During Calendar Year 2021
Line of Business: LIFE INSURANCE
Sorted By Company Name (Alphabetically)

Record Count	Company Code	Company Name	Written Premium	Market Share	Rank
42	64890	Berkley Life & Hlth Ins Co	2,643	0.000013%	295
43	71714	Berkshire Life Ins Co of Amer	449,627	0.002159%	223
44	90638	Best Life & Hlth Ins Co	200,177	0.000961%	241
45	61557	Blue Shield of CA Life & Hlth Ins Co	10,343,596	0.049666%	110
46	61476	Boston Mut Life Ins Co	2,631,652	0.012636%	163
47	87726	Brighthouse Life Ins Co	202,415,093	0.971911%	27
48	61581	Capitol Life Ins Co	3,481	0.000017%	294
49	61751	Central States H & L Co Of Omaha	30,800	0.000148%	266
50	61832	Chesapeake Life Ins Co	3,824,481	0.018364%	147
51	61875	Church Life Ins Corp	1,680,418	0.008069%	179
52	67369	Cigna Hlth & Life Ins Co	17,605	0.000085%	272
53	83607	Clear Spring Life & Ann Co	18,557	0.000089%	271
54	93432	CM Life Ins Co	20,747,968	0.099623%	94
55	62626	CMFG Life Ins Co	45,590,549	0.218906%	68
56	62049	Colonial Life & Accident Ins Co	37,168,897	0.178469%	78
57	62065	Colonial Penn Life Ins Co	26,123,357	0.125433%	87
58	76023	Columbian Life Ins Co	6,665,669	0.032006%	126
59	62103	Columbian Mut Life Ins Co	188,712	0.000906%	244
60	99937	Columbus Life Ins Co	57,979,355	0.278392%	62
61	62146	Combined Ins Co Of Amer	5,976,202	0.028695%	131
62	84824	Commonwealth Ann & Life Ins Co	2,370,038	0.011380%	169
63	92444	Companion Life Ins Co of CA	1,138	0.000005%	301
64	62308	Connecticut Gen Life Ins Co	24,466,908	0.117480%	89
65	71730	Continental Amer Ins Co	1,472,918	0.007072%	183
66	71404	Continental Gen Ins Co	145,593	0.000699%	251
67	68500	Continental Life Ins Co Brentwood	6,095	0.000029%	291
68	82880	CSI Life Ins Co	6,784	0.000033%	289
69	71129	Dearborn Life Ins Co	1,140,603	0.005477%	193
70	62634	Delaware Amer Life Ins Co	71,428	0.000343%	260
71	79065	Delaware Life Ins Co	3,076,146	0.014770%	157
72	84174	ELCO Mut Life & Ann	10,321	0.000050%	281
73	85561	Elips Life Ins Co	6,541	0.000031%	290
74	62928	EMC Natl Life Co	780,642	0.003748%	206
75	62880	Equitable Financial Life & Ann Co	1,304,265	0.006263%	187
76	62944	Equitable Financial Life Ins Co	206,950,642	0.993689%	26
77	78077	Equitable Financial Life Ins Co of A	100,601,400	0.483045%	50
78	62510	Equitrust Life Ins Co	576,462	0.002768%	215
79	70866	Everlake Assur Co	50,021,663	0.240183%	65
80	60186	Everlake Life Ins Co	45,483,673	0.218393%	69
81	77968	Family Heritage Life Ins Co Of Amer	74,345	0.000357%	258
82	63053	Family Life Ins Co	1,845,947	0.008863%	176

California Life & Annuity Market Share Report
Premiums Written During Calendar Year 2021
Line of Business: LIFE INSURANCE
Sorted By Company Name (Alphabetically)

Record Count	Company Code	Company Name	Written Premium	Market Share	Rank
83	74004	Family Serv Life Ins Co	553	0.000003%	304
84	63177	Farmers New World Life Ins Co	345,792,563	1.660348%	17
85	63223	Federal Life Ins Co	1,682,046	0.008076%	178
86	63258	Federated Life Ins Co	14,656,717	0.070375%	104
87	63274	Fidelity & Guar Life Ins Co	120,390,359	0.578063%	43
88	93696	Fidelity Investments Life Ins Co	1,933,183	0.009282%	175
89	63290	Fidelity Life Assn A Legal Reserve L	15,665,537	0.075219%	101
90	71870	Fidelity Security Life Ins Co	5,624,926	0.027008%	132
91	69140	First Allmerica Fin Life Ins Co	658,749	0.003163%	211
92	90328	First Hlth Life & Hlth Ins Co	1,191	0.000006%	300
93	67652	First Penn Pacific Life Ins Co	14,568,253	0.069951%	105
94	91642	Forethought Life Ins Co	45,873,096	0.220263%	67
95	86630	Fortitude Life Ins & Ann Co	590,107	0.002833%	214
96	90247	Fortitude US Reins Co	33,701	0.000162%	264
97	99775	Funeral Directors Life Ins Co	1,228,071	0.005897%	188
98	63657	Garden State Life Ins Co	1,135,883	0.005454%	195
99	65536	Genworth Life & Ann Ins Co	117,007,575	0.561820%	44
100	70025	Genworth Life Ins Co	28,988,667	0.139191%	83
101	70939	Gerber Life Ins Co	44,196,874	0.212215%	70
102	91472	Globe Life & Accident Ins Co	58,789,756	0.282283%	61
103	62286	Golden Rule Ins Co	641,510	0.003080%	213
104	63967	Government Personnel Mut Life Ins Co	3,300,561	0.015848%	154
105	67059	GPM Hlth & Life Ins Co	1,071,046	0.005143%	198
106	63312	Great American Life Ins Co	5,352,582	0.025701%	136
107	90212	Great Southern Life Ins Co	3,549,576	0.017044%	151
108	68322	Great W Life & Ann Ins Co	21,294,351	0.102246%	93
109	71480	Great Western Ins Co	34,912,016	0.167633%	81
110	64211	Guarantee Trust Life Ins Co	1,718,226	0.008250%	177
111	64238	Guaranty Income Life Ins Co	5,315	0.000026%	293
112	78778	Guardian Ins & Ann Co Inc	4,384,789	0.021054%	143
113	64246	Guardian Life Ins Co Of Amer	316,714,440	1.520727%	20
114	70815	Hartford Life & Accident Ins Co	170,955,180	0.820854%	29
115	92711	HCC Life Ins Co	465,530	0.002235%	220
116	66141	Health Net Life Ins Co	863,110	0.004144%	204
117	93440	HM Life Ins Co	1,081	0.000005%	302
118	64505	Homesteaders Life Co	36,032,654	0.173013%	79
119	64513	Horace Mann Life Ins Co	7,097,890	0.034081%	120
120	91693	IA Amer Life Ins Co	21,631,332	0.103864%	91
121	69272	Ibexis Life & Ann Ins Co	2,989,784	0.014356%	159
122	97764	Idealife Ins Co	104,131	0.000500%	254
123	64580	Illinois Mut Life Ins Co	1,137,762	0.005463%	194

California Life & Annuity Market Share Report
Premiums Written During Calendar Year 2021
Line of Business: LIFE INSURANCE
Sorted By Company Name (Alphabetically)

Record Count	Company Code	Company Name	Written Premium	Market Share	Rank
124	14406	Industrial Alliance Ins & Fin Serv I	3,580,241	0.017191%	150
125	74780	Integrity Life Ins Co	10,525	0.000051%	279
126	64904	Investors Heritage Life Ins Co	29,384	0.000141%	268
127	63487	Investors Life Ins Co N Amer	1,046,752	0.005026%	199
128	65056	Jackson Natl Life Ins Co	65,361,593	0.313838%	58
129	64017	Jefferson Natl Life Ins Co	960,646	0.004613%	203
130	65080	John Alden Life Ins Co	466,495	0.002240%	219
131	93610	John Hancock Life & Hlth Ins Co	58,194	0.000279%	262
132	65838	John Hancock Life Ins Co USA	610,493,530	2.931329%	9
133	65129	Kansas City Life Ins Co	16,905,296	0.081172%	99
134	62154	Ladder Life Ins Co	14,987	0.000072%	275
135	65242	Lafayette Life Ins Co	42,082,620	0.202063%	73
136	71323	Langhorne Reins AZ Ltd	1,448	0.000007%	298
137	68543	Liberty Bankers Life Ins Co	1,675,053	0.008043%	180
138	65331	Liberty Natl Life Ins Co	5,298,358	0.025440%	137
139	65498	Life Ins Co Of N Amer	224,815,454	1.079468%	25
140	65528	Life Ins Co Of The Southwest	642,337,984	3.084232%	8
141	97985	LifeMap Assur Co	161,952	0.000778%	250
142	77720	LifeSecure Ins Co	285,836	0.001372%	238
143	99724	LifeShield Natl Ins Co	193,300	0.000928%	243
144	65595	Lincoln Benefit Life Co	145,113,316	0.696772%	35
145	65927	Lincoln Heritage Life Ins Co	111,616,194	0.535933%	46
146	62057	Lincoln Life & Ann Co of NY	1,169,809	0.005617%	191
147	65676	Lincoln Natl Life Ins Co	857,911,575	4.119325%	5
148	60232	Lombard Intl Life Assur Co	676	0.000003%	303
149	65722	Loyal Amer Life Ins Co	163,774	0.000786%	249
150	73504	Lumico Life Ins Co	6,978,796	0.033509%	121
151	65781	Madison Natl Life Ins Co Inc	427,259	0.002052%	226
152	65870	Manhattan Life Ins Co	991,714	0.004762%	202
153	67083	Manhattan Natl Life Ins Co	1,518,680	0.007292%	182
154	61883	ManhattanLife Ins & Ann Co	476,799	0.002289%	217
155	65935	Massachusetts Mut Life Ins Co	1,021,052,097	4.902656%	4
156	31119	Medico Ins Co	2,198	0.000011%	297
157	86126	Members Life Ins Co	452,174	0.002171%	222
158	65951	Merit Life Ins Co	10,510	0.000050%	280
159	65978	Metropolitan Life Ins Co	817,402,696	3.924818%	6
160	97136	Metropolitan Tower Life Ins Co	27,036,816	0.129819%	86
161	66087	Mid West Natl Life Ins Co Of TN	739,660	0.003552%	207
162	66044	Midland Natl Life Ins Co	486,233,777	2.334687%	13
163	66109	Midwestern United Life Ins Co	193,741	0.000930%	242
164	66168	Minnesota Life Ins Co	338,239,204	1.624080%	18

California Life & Annuity Market Share Report
Premiums Written During Calendar Year 2021
Line of Business: LIFE INSURANCE
Sorted By Company Name (Alphabetically)

Record Count	Company Code	Company Name	Written Premium	Market Share	Rank
165	70416	MML Bay State Life Ins Co	3,298,144	0.015836%	155
166	66265	Monarch Life Ins Co	65,327	0.000314%	261
167	66370	Mony Life Ins Co	8,653,618	0.041551%	114
168	88668	Mutual Of Amer Life Ins Co	302,190	0.001451%	235
169	66427	Mutual Trust Life Ins Co a Pan Amer	27,519,559	0.132137%	84
170	93734	Nassau Life & Ann Co	697,312	0.003348%	210
171	67814	Nassau Life Ins Co	16,591,765	0.079667%	100
172	68284	Nassau Life Ins Co of KS	9,972	0.000048%	282
173	61409	National Benefit Life Ins Co	1,212,769	0.005823%	189
174	66540	National Farmers Union Life Ins Co	385,541	0.001851%	229
175	66583	National Guardian Life Ins Co	97,705,741	0.469141%	53
176	82538	National Hlth Ins Co	76,184	0.000366%	257
177	66680	National Life Ins Co	40,384,909	0.193911%	74
178	87963	National Teachers Assoc Life Ins Co	417,195	0.002003%	228
179	66850	National Western Life Ins Co	21,873,510	0.105027%	90
180	92657	Nationwide Life & Ann Ins Co	450,440,190	2.162821%	15
181	66869	Nationwide Life Ins Co	91,275,665	0.438267%	54
182	98205	Natl Foundation Life Ins Co	30,085	0.000144%	267
183	91626	New England Life Ins Co	9,286,205	0.044588%	112
184	78743	New Era Life Ins Co	1,426	0.000007%	299
185	69698	New Era Life Ins Co Of Midwest	8,939	0.000043%	286
186	91596	New York Life Ins & Ann Corp	282,985,851	1.358777%	23
187	66915	New York Life Ins Co	1,304,596,666	6.264116%	2
188	66974	North Amer Co Life & Hlth Ins	114,238,359	0.548524%	45
189	67091	Northwestern Mut Life Ins Co	1,320,326,296	6.339643%	1
190	81353	NYLife Ins Co Of AZ	3,380,612	0.016232%	153
191	67148	Occidental Life Ins Co Of NC	3,865,018	0.018558%	146
192	68446	Oceanview Life & Annuity Co	7,798	0.000037%	287
193	89206	Ohio Natl Life Assur Corp	40,124,585	0.192661%	75
194	67172	Ohio Natl Life Ins Co	43,517,901	0.208954%	71
195	67180	Ohio State Life Ins Co	2,031,300	0.009753%	172
196	67199	Old Amer Ins Co	4,610,642	0.022138%	142
197	67261	Old Republic Life Ins Co	1,110,596	0.005333%	196
198	76007	Old United Life Ins Co	400	0.000002%	306
199	69647	Optum Ins of OH Inc	84,534	0.000406%	255
200	76112	Oxford Life Ins Co	3,060,683	0.014696%	158
201	67393	Ozark Natl Life Ins Co	171,159	0.000822%	247
202	64343	Pacific Guardian Life Ins Co Ltd	11,773,331	0.056531%	108
203	97268	Pacific Life & Ann Co	348,180	0.001672%	232
204	67466	Pacific Life Ins Co	758,564,532	3.642303%	7
205	93459	Pan Amer Assur Co	2,621,551	0.012588%	164

California Life & Annuity Market Share Report
Premiums Written During Calendar Year 2021
Line of Business: LIFE INSURANCE
Sorted By Company Name (Alphabetically)

Record Count	Company Code	Company Name	Written Premium	Market Share	Rank
206	67539	Pan Amer Life Ins Co	324,844	0.001560%	233
207	60003	Park Avenue Life Ins Co	176,103	0.000846%	246
208	67598	Paul Revere Life Ins Co	426,635	0.002049%	227
209	93777	Pavonia Life Ins Co of MI	1,470,521	0.007061%	184
210	93262	Penn Ins & Ann Co	70,441,369	0.338229%	57
211	67644	Penn Mut Life Ins Co	149,277,379	0.716766%	33
212	93548	PHL Variable Ins Co	19,324,545	0.092788%	97
213	72125	Physicians Life Ins Co	14,380,892	0.069051%	106
214	67873	Pioneer Amer Ins Co	3,716,194	0.017844%	148
215	67911	Pioneer Mut Life Ins Co	3,692,800	0.017731%	149
216	67946	Pioneer Security Life Ins Co	717,796	0.003447%	208
217	97152	Plateau Ins Co	24,950	0.000120%	270
218	65919	Primerica Life Ins Co	484,240,075	2.325114%	14
219	61271	Principal Life Ins Co	121,978,702	0.585690%	41
220	71161	Principal Natl Life Ins Co	129,217,499	0.620447%	40
221	68047	Professional Ins Co	16,648	0.000080%	273
222	88536	Protective Life & Annuity Ins Co	234,826	0.001128%	239
223	68136	Protective Life Ins Co	312,635,503	1.501142%	21
224	67903	Provident Amer Life & Hlth Ins Co	2,586	0.000012%	296
225	68195	Provident Life & Accident Ins Co	19,298,304	0.092662%	98
226	79227	Pruco Life Ins Co	601,462,470	2.887966%	10
227	68241	Prudential Ins Co Of Amer	399,981,610	1.920541%	16
228	71390	Puritan Life Ins Co of Amer	484,919	0.002328%	216
229	68357	Reliable Life Ins Co	10,676	0.000051%	278
230	68381	Reliance Standard Life Ins Co	47,191,611	0.226594%	66
231	67105	Reliastar Life Ins Co	168,243,168	0.807832%	30
232	61360	Reliastar Life Ins Co Of NY	2,392,594	0.011488%	168
233	61700	Renaissance Life & Hlth Ins Co of Am	9,965	0.000048%	283
234	68462	Reserve Natl Ins Co	26,149	0.000126%	269
235	65005	RiverSource Life Ins Co	121,905,311	0.585337%	42
236	60183	S USA Life Ins Co Inc	2,966,964	0.014246%	160
237	60445	Sagicor Life Ins Co	4,345,766	0.020867%	144
238	93742	Securian Life Ins Co	173,006,829	0.830705%	28
239	68675	Security Benefit Life Ins Co	1,076,003	0.005167%	197
240	68713	Security Life Of Denver Ins Co	145,529,076	0.698768%	34
241	68772	Security Mut Life Ins Co Of NY	8,398,704	0.040327%	116
242	69485	Security Natl Life Ins Co	8,651,072	0.041539%	115
243	78662	Senior Life Ins Co	4,822,224	0.023154%	140
244	68802	Sentinel Security Life Ins Co	2,241,176	0.010761%	170
245	68810	Sentry Life Ins Co	2,070,377	0.009941%	171
246	97241	Settlers Life Ins Co	45,188	0.000217%	263

California Life & Annuity Market Share Report
Premiums Written During Calendar Year 2021
Line of Business: LIFE INSURANCE
Sorted By Company Name (Alphabetically)

Record Count	Company Code	Company Name	Written Premium	Market Share	Rank
247	62952	SILAC Ins Co	30,832	0.000148%	265
248	69019	Standard Ins Co	131,855,237	0.633112%	38
249	86355	Standard Life & Accident Ins Co	699,768	0.003360%	209
250	69078	Standard Security Life Ins Co Of NY	9,828	0.000047%	284
251	68985	Starmount Life Ins Co	84,353	0.000405%	256
252	69108	State Farm Life Ins Co	539,990,033	2.592801%	12
253	69116	State Life Ins Co	98,648,864	0.473670%	52
254	89184	Sterling Investors Life Ins Co	171,033	0.000821%	248
255	77399	Sterling Life Ins Co	9,388	0.000045%	285
256	80926	Sun Life & Hlth Ins Co	6,598,781	0.031685%	128
257	69310	Surety Life Ins Co	10,560,408	0.050707%	109
258	68608	Symetra Life Ins Co	103,574,860	0.497322%	48
259	90581	Symetra Natl Life Ins Co	12,621	0.000061%	276
260	71153	Talcott Resolution Life & Ann Ins Co	84,174,069	0.404168%	55
261	88072	Talcott Resolution Life Ins Co	5,171,942	0.024833%	138
262	69345	Teachers Ins & Ann Assoc Of Amer	12,876,099	0.061826%	107
263	69396	Texas Life Ins Co	35,017,683	0.168140%	80
264	76236	The Cincinnati Life Ins Co	8,808,763	0.042296%	113
265	70435	The Savings Bank Mut Life Ins Co of	19,664,447	0.094420%	95
266	60142	TIAA Cref Life Ins Co	21,523,760	0.103348%	92
267	69566	Trans World Assur Co	1,670,498	0.008021%	181
268	70688	Transamerica Financial Life Ins Co	1,160,285	0.005571%	192
269	86231	Transamerica Life Ins Co	1,099,255,933	5.278157%	3
270	61425	Trustmark Ins Co	56,613,091	0.271832%	63
271	62863	Trustmark Life Ins Co	289,736	0.001391%	237
272	80314	Unicare Life & Hlth Ins Co	829,573	0.003983%	205
273	11121	Unified Life Ins Co	438,793	0.002107%	225
274	91529	Unimerica Ins Co	8,332,620	0.040010%	117
275	62596	Union Fidelity Life Ins Co	650,533	0.003124%	212
276	69744	Union Labor Life Ins Co	6,743,933	0.032381%	125
277	70408	Union Security Ins Co	5,157,397	0.024764%	139
278	92916	United Amer Ins Co	452,439	0.002172%	221
279	69892	United Farm Family Life Ins Co	3,925,165	0.018847%	145
280	87645	United Fidelity Life Ins Co	298,962	0.001435%	236
281	63983	United Heritage Life Ins Co	2,953,657	0.014182%	161
282	69922	United Home Life Ins Co	1,013,263	0.004865%	201
283	69930	United Ins Co Of Amer	19,605,562	0.094138%	96
284	69973	United Life Ins Co	2,503,409	0.012020%	165
285	69868	United Of Omaha Life Ins Co	232,322,988	1.115516%	24
286	70106	United States Life Ins Co in the Cit	2,479,172	0.011904%	166
287	72850	United World Life Ins Co	72,336	0.000347%	259

California Life & Annuity Market Share Report
 Premiums Written During Calendar Year 2021
 Line of Business: **LIFE INSURANCE**
 Sorted By Company Name (Alphabetically)

Record Count	Company Code	Company Name	Written Premium	Market Share	Rank
288	79413	UnitedHealthcare Ins Co	3,460,819	0.016617%	152
289	63819	Unity Financial Life Ins Co	1,432,014	0.006876%	185
290	67601	Unum Ins Co	123,285	0.000592%	253
291	62235	Unum Life Ins Co Of Amer	142,358,243	0.683543%	37
292	80802	US Br Sun Life Assur Co of Canada	78,777,951	0.378258%	56
293	80659	US Business of Canada Life Assur Co	6,746,029	0.032392%	124
294	84530	US Financial Life Ins Co	6,977,713	0.033504%	122
295	70955	USA Life One Ins Co Of IN	529	0.000003%	305
296	69663	USAA Life Ins Co	108,362,765	0.520312%	47
297	68632	Vantis Life Ins Co	350,035	0.001681%	231
298	80942	Venerable Ins & Ann Co	1,395,367	0.006700%	186
299	86509	Voya Retirement Ins & Ann Co	6,636,094	0.031864%	127
300	70319	Washington Natl Ins Co	6,963,803	0.033437%	123
301	70335	West Coast Life Ins Co	60,353,669	0.289793%	60
302	70483	Western & Southern Life Ins Co	10,193,610	0.048945%	111
303	92622	Western Southern Life Assur Co	8,040,441	0.038607%	118
304	85189	Western United Life Assur Co	195	0.000001%	307
305	62413	Wilcac Life Ins Co	25,636,916	0.123098%	88
306	60704	Wilton Reassur Life Co of NY	1,173,352	0.005634%	190
307	90557	Zurich Amer Life Ins Co	42,415,878	0.203663%	72
	Totals:		20,826,509,903	100.000000%	

California Life & Annuity Market Share Report
Premiums Written During Calendar Year 2021
Line of Business: ANNUITY CONSIDERATIONS
Sorted By Company Name (Alphabetically)

Record Count	Company Code	Company Name	Written Premium	Market Share	Rank
1	71854	AAA Life Ins Co	14,400,583	0.052031%	82
2	60054	Aetna Life Ins Co	1,727,931	0.006243%	106
3	90611	Allianz Life Ins Co Of N Amer	1,625,921,812	5.874656%	3
4	68594	American Amicable Life Ins Co Of TX	941,255	0.003401%	113
5	66001	American Benefit Life Ins Co	2,425	0.000009%	184
6	92738	American Equity Invest Life Ins Co	129,659,689	0.468476%	40
7	60399	American Family Life Ins Co	3,000	0.000011%	181
8	60410	American Fidelity Assur Co	120,264,646	0.434531%	41
9	60429	American Fidelity Life Ins Co	55,144	0.000199%	154
10	60488	American Gen Life Ins Co	1,520,581,536	5.494048%	4
11	60534	American Heritage Life Ins Co	6,080	0.000022%	174
12	67989	American Memorial Life Ins Co	334,640	0.001209%	131
13	60739	American Natl Ins Co	250,321,901	0.904444%	28
14	60895	American United Life Ins Co	458,246,120	1.655700%	20
15	61999	Americo Fin Life & Ann Ins Co	61,039,791	0.220544%	55
16	61301	Ameritas Life Ins Corp	192,300,910	0.694807%	35
17	72222	Amica Life Ins Co	117,017	0.000423%	141
18	93661	Annuity Investors Life Ins Co	14,323,210	0.051752%	83
19	71439	Assurity Life Ins Co	22,500	0.000081%	162
20	68039	Athene Ann & Life Assur Co of NY	110,144	0.000398%	143
21	61689	Athene Ann & Life Co	2,333,052,253	8.429605%	1
22	61492	Athene Annuity & Life Assur Co	70,997	0.000257%	149
23	84522	Auto Club Life Ins Co	395,402	0.001429%	128
24	61263	Bankers Life & Cas Co	44,188,108	0.159657%	61
25	94250	Banner Life Ins Co	14,463,984	0.052260%	81
26	61395	Beneficial Life Ins Co	156,849	0.000567%	138
27	87726	Brighthouse Life Ins Co	771,846,197	2.788775%	12
28	61581	Capitol Life Ins Co	23,099	0.000083%	160
29	61832	Chesapeake Life Ins Co	116,561	0.000421%	142
30	61875	Church Life Ins Corp	625,785	0.002261%	120
31	83607	Clear Spring Life & Ann Co	36,389,262	0.131479%	64
32	93432	CM Life Ins Co	72,646,338	0.262480%	51
33	62626	CMFG Life Ins Co	12,737,762	0.046023%	84
34	62049	Colonial Life & Accident Ins Co	20,996	0.000076%	163
35	76023	Columbian Life Ins Co	300	0.000001%	197
36	62103	Columbian Mut Life Ins Co	5,878	0.000021%	175
37	99937	Columbus Life Ins Co	533,568	0.001928%	123
38	84824	Commonwealth Ann & Life Ins Co	6,016,218	0.021737%	89
39	92444	Companion Life Ins Co of CA	8,000	0.000029%	170
40	71404	Continental Gen Ins Co	445,487	0.001610%	127
41	79065	Delaware Life Ins Co	193,841,809	0.700374%	34

California Life & Annuity Market Share Report
Premiums Written During Calendar Year 2021
Line of Business: ANNUITY CONSIDERATIONS
Sorted By Company Name (Alphabetically)

Record Count	Company Code	Company Name	Written Premium	Market Share	Rank
42	13183	Eagle Life Ins Co	31,058,156	0.112217%	69
43	84174	ELCO Mut Life & Ann	2,462,245	0.008896%	101
44	62928	EMC Natl Life Co	56,870	0.000205%	153
45	62944	Equitable Financial Life Ins Co	1,238,228,685	4.473873%	7
46	78077	Equitable Financial Life Ins Co of A	2,855,163	0.010316%	97
47	62510	Equitrust Life Ins Co	118,515,967	0.428213%	42
48	60186	Everlake Life Ins Co	2,179,139	0.007873%	103
49	63177	Farmers New World Life Ins Co	5,850,862	0.021140%	91
50	63223	Federal Life Ins Co	69,700	0.000252%	150
51	63258	Federated Life Ins Co	1,141,880	0.004126%	110
52	63274	Fidelity & Guar Life Ins Co	657,338,631	2.375045%	14
53	93696	Fidelity Investments Life Ins Co	314,681,666	1.136984%	26
54	71870	Fidelity Security Life Ins Co	300,371	0.001085%	133
55	69140	First Allmerica Fin Life Ins Co	11,717	0.000042%	168
56	67652	First Penn Pacific Life Ins Co	20,340	0.000073%	164
57	91642	Forethought Life Ins Co	796,788,364	2.878894%	11
58	86630	Fortitude Life Ins & Ann Co	568,511,159	2.054101%	16
59	99775	Funeral Directors Life Ins Co	1,109,274	0.004008%	111
60	65536	Genworth Life & Ann Ins Co	1,665,669	0.006018%	107
61	70025	Genworth Life Ins Co	578,636	0.002091%	121
62	62286	Golden Rule Ins Co	119,413	0.000431%	139
63	63967	Government Personnel Mut Life Ins Co	15,356	0.000055%	166
64	67059	GPM Hlth & Life Ins Co	85,728	0.000310%	147
65	63312	Great American Life Ins Co	428,389,022	1.547822%	22
66	90212	Great Southern Life Ins Co	262,970	0.000950%	134
67	68322	Great W Life & Ann Ins Co	34,642,421	0.125167%	66
68	71480	Great Western Ins Co	935,366	0.003380%	114
69	64211	Guarantee Trust Life Ins Co	6,459	0.000023%	173
70	64238	Guaranty Income Life Ins Co	117,835,622	0.425755%	43
71	78778	Guardian Ins & Ann Co Inc	33,159,224	0.119808%	68
72	64246	Guardian Life Ins Co Of Amer	817,351	0.002953%	117
73	92711	HCC Life Ins Co	3,600	0.000013%	179
74	64505	Homesteaders Life Co	456,522	0.001649%	126
75	64513	Horace Mann Life Ins Co	23,464,118	0.084779%	71
76	91693	IA Amer Life Ins Co	2,398,765	0.008667%	102
77	69272	Ibexis Life & Ann Ins Co	239,144	0.000864%	135
78	97764	Idealife Ins Co	1,188	0.000004%	188
79	14406	Industrial Alliance Ins & Fin Serv I	1,730,786	0.006254%	105
80	74780	Integrity Life Ins Co	18,921,879	0.068367%	74
81	64904	Investors Heritage Life Ins Co	5,857,776	0.021165%	90
82	65056	Jackson Natl Life Ins Co	1,685,873,247	6.091267%	2

California Life & Annuity Market Share Report
Premiums Written During Calendar Year 2021
Line of Business: ANNUITY CONSIDERATIONS
Sorted By Company Name (Alphabetically)

Record Count	Company Code	Company Name	Written Premium	Market Share	Rank
83	64017	Jefferson Natl Life Ins Co	137,453,274	0.496636%	38
84	65838	John Hancock Life Ins Co USA	4,249,431	0.015354%	94
85	65129	Kansas City Life Ins Co	1,615,194	0.005836%	108
86	65242	Lafayette Life Ins Co	18,023,750	0.065122%	77
87	68543	Liberty Bankers Life Ins Co	52,704,050	0.190426%	58
88	65331	Liberty Natl Life Ins Co	1,170	0.000004%	189
89	65528	Life Ins Co Of The Southwest	361,563,356	1.306373%	23
90	77720	LifeSecure Ins Co	36,604	0.000132%	157
91	65595	Lincoln Benefit Life Co	2,714,986	0.009810%	99
92	65927	Lincoln Heritage Life Ins Co	2,970	0.000011%	182
93	62057	Lincoln Life & Ann Co of NY	4,112,756	0.014860%	95
94	65676	Lincoln Natl Life Ins Co	1,294,040,004	4.675526%	5
95	60232	Lombard Intl Life Assur Co	79,256,145	0.286362%	50
96	65722	Loyal Amer Life Ins Co	802	0.000003%	193
97	65781	Madison Natl Life Ins Co Inc	504,999	0.001825%	124
98	65870	Manhattan Life Ins Co	64,824	0.000234%	151
99	67083	Manhattan Natl Life Ins Co	1,796	0.000006%	187
100	65935	Massachusetts Mut Life Ins Co	946,109,883	3.418411%	10
101	86126	Members Life Ins Co	79,822,842	0.288410%	49
102	65978	Metropolitan Life Ins Co	33,545,375	0.121204%	67
103	97136	Metropolitan Tower Life Ins Co	250,742,867	0.905965%	27
104	66087	Mid West Natl Life Ins Co Of TN	39,853	0.000144%	156
105	66044	Midland Natl Life Ins Co	523,593,729	1.891809%	18
106	66168	Minnesota Life Ins Co	44,791,574	0.161837%	60
107	66370	Mony Life Ins Co	361,985	0.001308%	130
108	88668	Mutual Of Amer Life Ins Co	869,173	0.003140%	116
109	66427	Mutual Trust Life Ins Co a Pan Amer	82,747	0.000299%	148
110	93734	Nassau Life & Ann Co	62,471,036	0.225716%	53
111	67814	Nassau Life Ins Co	100,469	0.000363%	144
112	66540	National Farmers Union Life Ins Co	61	0.000000%	199
113	66583	National Guardian Life Ins Co	5,689,071	0.020555%	92
114	66680	National Life Ins Co	22,558	0.000082%	161
115	66850	National Western Life Ins Co	17,849,687	0.064493%	78
116	92657	Nationwide Life & Ann Ins Co	102,578,204	0.370628%	44
117	66869	Nationwide Life Ins Co	1,093,645,149	3.951474%	9
118	91626	New England Life Ins Co	200,701	0.000725%	137
119	69698	New Era Life Ins Co Of Midwest	1,100	0.000004%	190
120	91596	New York Life Ins & Ann Corp	1,278,575,935	4.619652%	6
121	66915	New York Life Ins Co	136,186,636	0.492059%	39
122	66974	North Amer Co Life & Hlth Ins	220,061,332	0.795109%	32
123	67091	Northwestern Mut Life Ins Co	94,248,338	0.340531%	47

California Life & Annuity Market Share Report
Premiums Written During Calendar Year 2021
Line of Business: ANNUITY CONSIDERATIONS
Sorted By Company Name (Alphabetically)

Record Count	Company Code	Company Name	Written Premium	Market Share	Rank
124	67148	Occidental Life Ins Co Of NC	1,585,281	0.005728%	109
125	68446	Oceanview Life & Annuity Co	501,271	0.001811%	125
126	67172	Ohio Natl Life Ins Co	5,632,927	0.020352%	93
127	67180	Ohio State Life Ins Co	622	0.000002%	194
128	69647	Optum Ins of OH Inc	335	0.000001%	196
129	76112	Oxford Life Ins Co	52,792,373	0.190745%	57
130	64343	Pacific Guardian Life Ins Co Ltd	148	0.000001%	198
131	67466	Pacific Life Ins Co	771,219,677	2.786512%	13
132	67539	Pan Amer Life Ins Co	16,480	0.000060%	165
133	71099	Parker Centennial Assur Co	1,924,997	0.006955%	104
134	93262	Penn Ins & Ann Co	2,554,539	0.009230%	100
135	67644	Penn Mut Life Ins Co	14,834,683	0.053600%	80
136	93548	PHL Variable Ins Co	91,288	0.000330%	146
137	72125	Physicians Life Ins Co	9,800	0.000035%	169
138	67873	Pioneer Amer Ins Co	93,903	0.000339%	145
139	67911	Pioneer Mut Life Ins Co	23,137	0.000084%	159
140	67946	Pioneer Security Life Ins Co	540	0.000002%	195
141	65919	Primerica Life Ins Co	44,339	0.000160%	155
142	61271	Principal Life Ins Co	186,393,202	0.673462%	36
143	68136	Protective Life Ins Co	169,155,301	0.611179%	37
144	79227	Pruco Life Ins Co	52,224,567	0.188694%	59
145	68241	Prudential Ins Co Of Amer	455,857,986	1.647071%	21
146	71390	Puritan Life Ins Co of Amer	38,283,185	0.138322%	62
147	68381	Reliance Standard Life Ins Co	70,129,998	0.253388%	52
148	67105	Reliastar Life Ins Co	20,958,929	0.075727%	72
149	61360	Reliastar Life Ins Co Of NY	2,400	0.000009%	185
150	65005	RiverSource Life Ins Co	494,551,386	1.786875%	19
151	60183	S USA Life Ins Co Inc	38,090,471	0.137626%	63
152	60445	Sagicor Life Ins Co	61,512,208	0.222251%	54
153	93742	Securian Life Ins Co	9,673,500	0.034952%	86
154	68675	Security Benefit Life Ins Co	227,932,513	0.823548%	31
155	68713	Security Life Of Denver Ins Co	1,051	0.000004%	191
156	68772	Security Mut Life Ins Co Of NY	5,865	0.000021%	176
157	69485	Security Natl Life Ins Co	221,746	0.000801%	136
158	68802	Sentinel Security Life Ins Co	244,480,763	0.883339%	29
159	68810	Sentry Life Ins Co	93,744,392	0.338710%	48
160	97241	Settlers Life Ins Co	1,030	0.000004%	192
161	62952	SILAC Ins Co	97,313,802	0.351607%	46
162	69019	Standard Ins Co	60,633,883	0.219078%	56
163	86355	Standard Life & Accident Ins Co	12,200	0.000044%	167
164	69108	State Farm Life Ins Co	10,498,536	0.037933%	85

California Life & Annuity Market Share Report
Premiums Written During Calendar Year 2021
Line of Business: ANNUITY CONSIDERATIONS
Sorted By Company Name (Alphabetically)

Record Count	Company Code	Company Name	Written Premium	Market Share	Rank
165	69116	State Life Ins Co	20,764,898	0.075026%	73
166	89184	Sterling Investors Life Ins Co	7,300	0.000026%	171
167	69310	Surety Life Ins Co	118,113	0.000427%	140
168	68608	Symetra Life Ins Co	536,816,932	1.939586%	17
169	71153	Talcott Resolution Life & Ann Ins Co	18,910,401	0.068326%	75
170	88072	Talcott Resolution Life Ins Co	18,133,688	0.065519%	76
171	69345	Teachers Ins & Ann Assoc Of Amer	598,857,239	2.163745%	15
172	76236	The Cincinnati Life Ins Co	2,851,529	0.010303%	98
173	70435	The Savings Bank Mut Life Ins Co of	571,479	0.002065%	122
174	60142	TIAA Cref Life Ins Co	17,621,120	0.063667%	79
175	69566	Trans World Assur Co	311,781	0.001127%	132
176	70688	Transamerica Financial Life Ins Co	984,503	0.003557%	112
177	86231	Transamerica Life Ins Co	195,720,404	0.707162%	33
178	61425	Trustmark Ins Co	3,190	0.000012%	180
179	11121	Unified Life Ins Co	2,554	0.000009%	183
180	70408	Union Security Ins Co	700,356	0.002530%	118
181	92916	United Amer Ins Co	379,932	0.001373%	129
182	69892	United Farm Family Life Ins Co	25	0.000000%	200
183	87645	United Fidelity Life Ins Co	7,086	0.000026%	172
184	63983	United Heritage Life Ins Co	2,874,284	0.010385%	96
185	69973	United Life Ins Co	35,832,054	0.129466%	65
186	69868	United Of Omaha Life Ins Co	98,058,682	0.354298%	45
187	70106	United States Life Ins Co in the Cit	654,231	0.002364%	119
188	62235	Unum Life Ins Co Of Amer	1,924	0.000007%	186
189	69663	USAA Life Ins Co	320,839,662	1.159233%	25
190	68632	Vantis Life Ins Co	32,000	0.000116%	158
191	70238	Variable Ann Life Ins Co	242,580,282	0.876472%	30
192	80942	Venerable Ins & Ann Co	6,112,864	0.022087%	88
193	86509	Voya Retirement Ins & Ann Co	1,176,552,468	4.251029%	8
194	70319	Washington Natl Ins Co	925,557	0.003344%	115
195	70335	West Coast Life Ins Co	5,853	0.000021%	177
196	92622	Western Southern Life Assur Co	340,949,130	1.231891%	24
197	85189	Western United Life Assur Co	7,204,634	0.026031%	87
198	62413	Wilcac Life Ins Co	62,370	0.000225%	152
199	60704	Wilton Reassur Life Co of NY	3,700	0.000013%	178
200	90557	Zurich Amer Life Ins Co	23,888,204	0.086311%	70
	Totals:		27,676,887,737	100.000000%	

California Life & Annuity Market Share Report
Premiums Written During Calendar Year 2021
Line of Business: ACCIDENT AND HEALTH
Sorted By Company Name (Alphabetically)

Record Count	Company Code	Company Name	Written Premium	Market Share	Rank
1	80985	4 Ever Life Ins Co	16,257,001	0.098037%	62
2	77879	5 Star Life Ins Co	196,747	0.001186%	163
3	71854	AAA Life Ins Co	15,512,225	0.093546%	64
4	71471	Ability Ins Co	780,216	0.004705%	132
5	78700	Aetna Hlth & Life Ins Co	348,057	0.002099%	153
6	60054	Aetna Life Ins Co	2,169,498,864	13.083050%	2
7	90611	Allianz Life Ins Co Of N Amer	8,765,061	0.052857%	77
8	60216	Amalgamated Life Ins Co	9,245,049	0.055752%	75
9	60275	American Bankers Life Assur Co Of FL	117,258	0.000707%	171
10	60380	American Family Life Assur Co of Col	351,639,310	2.120543%	10
11	60410	American Fidelity Assur Co	210,606,998	1.270055%	19
12	60488	American Gen Life Ins Co	5,058,599	0.030506%	90
13	60534	American Heritage Life Ins Co	45,439,749	0.274022%	42
14	60518	American Hlth & Life Ins Co	3,405,898	0.020539%	99
15	60577	American Income Life Ins Co	10,121,386	0.061036%	73
16	60739	American Natl Ins Co	794,146	0.004789%	131
17	71773	American Natl Life Ins Co Of TX	6,878,203	0.041479%	81
18	60801	American Public Life Ins Co	752,463	0.004538%	134
19	60836	American Republic Ins Co	186,119	0.001122%	165
20	88366	American Retirement Life Ins Co	813,046	0.004903%	130
21	60895	American United Life Ins Co	108,840	0.000656%	173
22	61999	Americo Fin Life & Ann Ins Co	150,612	0.000908%	167
23	61301	Ameritas Life Ins Corp	122,606,558	0.739372%	23
24	62825	Anthem Blue Cross Life & Hlth Ins Co	1,738,274,771	10.482576%	4
25	61069	Anthem Life Ins Co	79,434,331	0.479025%	31
26	71439	Assurity Life Ins Co	6,165,509	0.037181%	84
27	61689	Athene Ann & Life Co	45,764	0.000276%	183
28	61492	Athene Annuity & Life Assur Co	625,313	0.003771%	139
29	84522	Auto Club Life Ins Co	6,804	0.000041%	213
30	61212	Baltimore Life Ins Co	5,615	0.000034%	216
31	61263	Bankers Life & Cas Co	36,034,549	0.217304%	49
32	94250	Banner Life Ins Co	1,002,613	0.006046%	126
33	64890	Berkley Life & Hlth Ins Co	36,100,101	0.217700%	48
34	71714	Berkshire Life Ins Co of Amer	57,254,142	0.345268%	38
35	90638	Best Life & Hlth Ins Co	2,709,727	0.016341%	104
36	61557	Blue Shield of CA Life & Hlth Ins Co	220,830,091	1.331704%	16
37	61476	Boston Mut Life Ins Co	1,804,836	0.010884%	113
38	87726	Brighthouse Life Ins Co	9,543,842	0.057554%	74
39	61581	Capitol Life Ins Co	4,625	0.000028%	218
40	61751	Central States H & L Co Of Omaha	45,408	0.000274%	184
41	80896	Centre Life Ins Co	1,653,401	0.009971%	116
42	61832	Chesapeake Life Ins Co	26,137,482	0.157621%	55
43	67369	Cigna Hlth & Life Ins Co	1,746,501,413	10.532186%	3
44	83607	Clear Spring Life & Ann Co	378	0.000002%	231

California Life & Annuity Market Share Report
Premiums Written During Calendar Year 2021
Line of Business: ACCIDENT AND HEALTH
Sorted By Company Name (Alphabetically)

Record Count	Company Code	Company Name	Written Premium	Market Share	Rank
45	62626	CMFG Life Ins Co	42,842,453	0.258359%	44
46	62049	Colonial Life & Accident Ins Co	133,979,386	0.807956%	22
47	62065	Colonial Penn Life Ins Co	21,148,942	0.127538%	59
48	62103	Columbian Mut Life Ins Co	15,504	0.000093%	199
49	99937	Columbus Life Ins Co	349	0.000002%	232
50	62146	Combined Ins Co Of Amer	31,301,288	0.188761%	53
51	81426	Commercial Travelers Life Ins Co	11,210	0.000068%	204
52	84824	Commonwealth Ann & Life Ins Co	1,963	0.000012%	220
53	92444	Companion Life Ins Co of CA	36,206,472	0.218341%	47
54	62308	Connecticut Gen Life Ins Co	5,093,215	0.030714%	89
55	71730	Continental Amer Ins Co	62,285,193	0.375608%	36
56	71404	Continental Gen Ins Co	2,867,668	0.017293%	103
57	68500	Continental Life Ins Co Brentwood	15,634,684	0.094284%	63
58	71129	Dearborn Life Ins Co	1,815,709	0.010950%	112
59	62634	Delaware Amer Life Ins Co	312,533	0.001885%	156
60	85561	Elips Life Ins Co	825	0.000005%	225
61	62928	EMC Natl Life Co	571	0.000003%	228
62	62944	Equitable Financial Life Ins Co	2,650,757	0.015985%	105
63	78077	Equitable Financial Life Ins Co of A	11,240,028	0.067782%	72
64	60186	Everlake Life Ins Co	1,779,940	0.010734%	114
65	77968	Family Heritage Life Ins Co Of Amer	8,002,073	0.048256%	80
66	63053	Family Life Ins Co	416,213	0.002510%	151
67	63177	Farmers New World Life Ins Co	5,984,244	0.036088%	85
68	63223	Federal Life Ins Co	13,255	0.000080%	201
69	63258	Federated Life Ins Co	2,367,265	0.014276%	108
70	63290	Fidelity Life Assn A Legal Reserve L	29,152	0.000176%	189
71	71870	Fidelity Security Life Ins Co	63,057,897	0.380267%	35
72	69140	First Allmerica Fin Life Ins Co	189	0.000001%	235
73	90328	First Hlth Life & Hlth Ins Co	1,695,797	0.010226%	115
74	67652	First Penn Pacific Life Ins Co	3,902	0.000024%	219
75	91642	Forethought Life Ins Co	3,469,923	0.020925%	97
76	63657	Garden State Life Ins Co	203,226	0.001226%	162
77	65536	Genworth Life & Ann Ins Co	565,098	0.003408%	142
78	70025	Genworth Life Ins Co	282,831,186	1.705599%	12
79	70939	Gerber Life Ins Co	26,167,947	0.157804%	54
80	91472	Globe Life & Accident Ins Co	3,321,932	0.020033%	100
81	62286	Golden Rule Ins Co	5,577,085	0.033632%	88
82	63967	Government Personnel Mut Life Ins Co	28,902	0.000174%	190
83	67059	GPM Hlth & Life Ins Co	55,813	0.000337%	180
84	93521	Granular Ins Co	4,576,587	0.027599%	91
85	63312	Great American Life Ins Co	12,940	0.000078%	202
86	90212	Great Southern Life Ins Co	122,214	0.000737%	170
87	68322	Great W Life & Ann Ins Co	8,450,599	0.050961%	78
88	64211	Guarantee Trust Life Ins Co	2,088,282	0.012593%	109

California Life & Annuity Market Share Report
Premiums Written During Calendar Year 2021
Line of Business: ACCIDENT AND HEALTH
Sorted By Company Name (Alphabetically)

Record Count	Company Code	Company Name	Written Premium	Market Share	Rank
89	64246	Guardian Life Ins Co Of Amer	545,208,896	3.287854%	7
90	70815	Hartford Life & Accident Ins Co	256,095,615	1.544371%	14
91	92711	HCC Life Ins Co	107,941,882	0.650938%	25
92	66141	Health Net Life Ins Co	842,135,677	5.078455%	6
93	93440	HM Life Ins Co	35,979,415	0.216972%	50
94	64513	Horace Mann Life Ins Co	7,632	0.000046%	211
95	91693	IA Amer Life Ins Co	7,228	0.000044%	212
96	64580	Illinois Mut Life Ins Co	135,737	0.000819%	168
97	64602	Independence Life & Ann Co	1,303,143	0.007859%	121
98	81779	Individual Assur Co Life Hlth & Acc	3,651,753	0.022022%	96
99	65056	Jackson Natl Life Ins Co	2,375,356	0.014324%	107
100	64017	Jefferson Natl Life Ins Co	5,561	0.000034%	217
101	65080	John Alden Life Ins Co	302,530	0.001824%	157
102	93610	John Hancock Life & Hlth Ins Co	1,377,195	0.008305%	119
103	65838	John Hancock Life Ins Co USA	98,954,451	0.596740%	27
104	65129	Kansas City Life Ins Co	2,072,766	0.012500%	110
105	65242	Lafayette Life Ins Co	9,718	0.000059%	208
106	68543	Liberty Bankers Life Ins Co	6,477	0.000039%	214
107	65331	Liberty Natl Life Ins Co	190,610	0.001149%	164
108	65498	Life Ins Co Of N Amer	242,010,526	1.459432%	15
109	65528	Life Ins Co Of The Southwest	434	0.000003%	230
110	97985	LifeMap Assur Co	17,240	0.000104%	196
111	77720	LifeSecure Ins Co	6,547,708	0.039486%	83
112	99724	LifeShield Natl Ins Co	562,931	0.003395%	143
113	65595	Lincoln Benefit Life Co	9,188,618	0.055411%	76
114	65927	Lincoln Heritage Life Ins Co	179,740	0.001084%	166
115	62057	Lincoln Life & Ann Co of NY	748,557	0.004514%	135
116	65676	Lincoln Natl Life Ins Co	371,781,532	2.242009%	8
117	65722	Loyal Amer Life Ins Co	37,066,571	0.223528%	45
118	73504	Lumico Life Ins Co	62,224	0.000375%	177
119	65781	Madison Natl Life Ins Co Inc	3,665,517	0.022105%	95
120	65870	Manhattan Life Ins Co	208,841	0.001259%	161
121	61883	ManhattanLife Ins & Ann Co	12,746,896	0.076869%	68
122	65935	Massachusetts Mut Life Ins Co	65,553,579	0.395317%	33
123	69515	Medamerica Ins Co	5,878,175	0.035448%	86
124	31119	Medico Ins Co	384,963	0.002321%	152
125	65978	Metropolitan Life Ins Co	971,275,642	5.857227%	5
126	97136	Metropolitan Tower Life Ins Co	483,197	0.002914%	147
127	66087	Mid West Natl Life Ins Co Of TN	929,796	0.005607%	128
128	66044	Midland Natl Life Ins Co	668	0.000004%	226
129	66168	Minnesota Life Ins Co	36,380,094	0.219388%	46
130	66265	Monarch Life Ins Co	530,054	0.003196%	144
131	66370	Mony Life Ins Co	1,217,674	0.007343%	122
132	88668	Mutual Of Amer Life Ins Co	98,686	0.000595%	174

California Life & Annuity Market Share Report
Premiums Written During Calendar Year 2021
Line of Business: ACCIDENT AND HEALTH
Sorted By Company Name (Alphabetically)

Record Count	Company Code	Company Name	Written Premium	Market Share	Rank
133	71412	Mutual Of Omaha Ins Co	89,920,167	0.542259%	29
134	66427	Mutual Trust Life Ins Co a Pan Amer	8,769	0.000053%	209
135	93734	Nassau Life & Ann Co	1,818,978	0.010969%	111
136	67814	Nassau Life Ins Co	38,681	0.000233%	185
137	68284	Nassau Life Ins Co of KS	33,635	0.000203%	187
138	61409	National Benefit Life Ins Co	62,566	0.000377%	176
139	66583	National Guardian Life Ins Co	58,186,780	0.350892%	37
140	82538	National Hlth Ins Co	17,275,469	0.104179%	61
141	66680	National Life Ins Co	1,145,932	0.006910%	124
142	87963	National Teachers Assoc Life Ins Co	35,838,824	0.216124%	51
143	66869	Nationwide Life Ins Co	15,039,481	0.090695%	65
144	98205	Natl Foundation Life Ins Co	684,153	0.004126%	138
145	91626	New England Life Ins Co	32,523	0.000196%	188
146	66915	New York Life Ins Co	71,312,528	0.430046%	32
147	66974	North Amer Co Life & Hlth Ins	6	0.000000%	239
148	69000	Northwestern Long Term Care Ins Co	47,512,588	0.286522%	41
149	67091	Northwestern Mut Life Ins Co	101,027,999	0.609244%	26
150	68446	Oceanview Life & Annuity Co	9,762	0.000059%	207
151	89206	Ohio Natl Life Assur Corp	1,017,792	0.006138%	125
152	67172	Ohio Natl Life Ins Co	608,336	0.003669%	140
153	67199	Old Amer Ins Co	20,449	0.000123%	195
154	67261	Old Republic Life Ins Co	856	0.000005%	224
155	13100	Omaha Ins Co	1,188,349	0.007166%	123
156	76112	Oxford Life Ins Co	322,165	0.001943%	155
157	67393	Ozark Natl Life Ins Co	616	0.000004%	227
158	64343	Pacific Guardian Life Ins Co Ltd	148	0.000001%	237
159	67539	Pan Amer Life Ins Co	34,169,324	0.206056%	52
160	67598	Paul Revere Life Ins Co	11,550,113	0.069652%	71
161	93777	Pavonia Life Ins Co of MI	16,987	0.000102%	197
162	67644	Penn Mut Life Ins Co	334,424	0.002017%	154
163	67784	Philadelphia Amer Life Ins Co	2,413,966	0.014557%	106
164	72125	Physicians Life Ins Co	449,293	0.002709%	149
165	97152	Plateau Ins Co	36,962	0.000223%	186
166	65919	Primerica Life Ins Co	23,360	0.000141%	191
167	61271	Principal Life Ins Co	286,661,816	1.728699%	11
168	68047	Professional Ins Co	978,742	0.005902%	127
169	68136	Protective Life Ins Co	254,663	0.001536%	159
170	67903	Provident Amer Life & Hlth Ins Co	11,015	0.000066%	205
171	68195	Provident Life & Accident Ins Co	90,706,382	0.547000%	28
172	68241	Prudential Ins Co Of Amer	171,398,377	1.033609%	20
173	71390	Puritan Life Ins Co of Amer	53,520	0.000323%	181
174	68357	Reliable Life Ins Co	184	0.000001%	236
175	68381	Reliance Standard Life Ins Co	108,874,461	0.656562%	24
176	67105	Reliastar Life Ins Co	220,692,526	1.330875%	17

California Life & Annuity Market Share Report
Premiums Written During Calendar Year 2021
Line of Business: ACCIDENT AND HEALTH
Sorted By Company Name (Alphabetically)

Record Count	Company Code	Company Name	Written Premium	Market Share	Rank
177	61360	Reliastar Life Ins Co Of NY	3,140,792	0.018940%	101
178	61700	Renaissance Life & Hlth Ins Co of Am	3,962,525	0.023896%	92
179	68462	Reserve Natl Ins Co	134,379	0.000810%	169
180	93572	RGA Reins Co	8,386,126	0.050572%	79
181	65005	RiverSource Life Ins Co	25,493,192	0.153735%	56
182	60183	S USA Life Ins Co Inc	21,341	0.000129%	194
183	60445	Sagicor Life Ins Co	1,723	0.000010%	221
184	93742	Securian Life Ins Co	11,949,992	0.072064%	69
185	68772	Security Mut Life Ins Co Of NY	14,240	0.000086%	200
186	69485	Security Natl Life Ins Co	1,049	0.000006%	222
187	68802	Sentinel Security Life Ins Co	114,007	0.000688%	172
188	97241	Settlers Life Ins Co	249	0.000002%	234
189	62952	SILAC Ins Co	767,571	0.004629%	133
190	69019	Standard Ins Co	281,024,680	1.694705%	13
191	86355	Standard Life & Accident Ins Co	6,835,816	0.041223%	82
192	69078	Standard Security Life Ins Co Of NY	69,768	0.000421%	175
193	68985	Starmount Life Ins Co	24,415,603	0.147237%	57
194	69116	State Life Ins Co	2,979,507	0.017968%	102
195	89184	Sterling Investors Life Ins Co	55,822	0.000337%	179
196	77399	Sterling Life Ins Co	437,690	0.002639%	150
197	80926	Sun Life & Hlth Ins Co	504,400	0.003042%	146
198	69310	Surety Life Ins Co	8,288	0.000050%	210
199	68608	Symetra Life Ins Co	63,238,546	0.381357%	34
200	71153	Talcott Resolution Life & Ann Ins Co	10,873	0.000066%	206
201	88072	Talcott Resolution Life Ins Co	731,786	0.004413%	136
202	69345	Teachers Ins & Ann Assoc Of Amer	525,286	0.003168%	145
203	76236	The Cincinnati Life Ins Co	15,651	0.000094%	198
204	60142	TIAA Cref Life Ins Co	216,123	0.001303%	160
205	92908	Tier One Ins Co	21,974	0.000133%	193
206	70688	Transamerica Financial Life Ins Co	290,439	0.001751%	158
207	86231	Transamerica Life Ins Co	137,718,423	0.830504%	21
208	61425	Trustmark Ins Co	12,833,766	0.077393%	67
209	62863	Trustmark Life Ins Co	3,912,560	0.023594%	93
210	80314	Unicare Life & Hlth Ins Co	1,543,502	0.009308%	118
211	11121	Unified Life Ins Co	3,462,536	0.020881%	98
212	91529	Unimerica Ins Co	50,876,554	0.306808%	39
213	62596	Union Fidelity Life Ins Co	1,624,374	0.009796%	117
214	69744	Union Labor Life Ins Co	19,419,718	0.117110%	60
215	70408	Union Security Ins Co	3,753,243	0.022634%	94
216	92916	United Amer Ins Co	44,889,525	0.270704%	43
217	63983	United Heritage Life Ins Co	52,492	0.000317%	182
218	69922	United Home Life Ins Co	6,126	0.000037%	215
219	69930	United Ins Co Of Amer	572,191	0.003451%	141
220	69973	United Life Ins Co	938	0.000006%	223

California Life & Annuity Market Share Report
Premiums Written During Calendar Year 2021
Line of Business: ACCIDENT AND HEALTH
Sorted By Company Name (Alphabetically)

Record Count	Company Code	Company Name	Written Premium	Market Share	Rank
221	69868	United Of Omaha Life Ins Co	84,089,873	0.507100%	30
222	42129	United Security Assur Co Of PA	12,202	0.000074%	203
223	70106	United States Life Ins Co in the Cit	1,364,221	0.008227%	120
224	72850	United World Life Ins Co	11,766,349	0.070956%	70
225	79413	UnitedHealthcare Ins Co	2,322,222,122	14.004040%	1
226	67601	Unum Ins Co	5,803,474	0.034998%	87
227	62235	Unum Life Ins Co Of Amer	370,715,956	2.235583%	9
228	80802	US Br Sun Life Assur Co of Canada	214,742,879	1.294996%	18
229	80659	US Business of Canada Life Assur Co	478,803	0.002887%	148
230	69663	USAA Life Ins Co	47,908,491	0.288910%	40
231	80942	Venerable Ins & Ann Co	144	0.000001%	238
232	86509	Voya Retirement Ins & Ann Co	470	0.000003%	229
233	70319	Washington Natl Ins Co	22,832,792	0.137692%	58
234	70335	West Coast Life Ins Co	340	0.000002%	233
235	70483	Western & Southern Life Ins Co	718,908	0.004335%	137
236	85189	Western United Life Assur Co	56,454	0.000340%	178
237	62413	Wilcac Life Ins Co	877,519	0.005292%	129
238	60704	Wilton Reassur Life Co of NY	22,838	0.000138%	192
239	90557	Zurich Amer Life Ins Co	14,158,059	0.085379%	66
	Totals:		16,582,515,983	100.000000%	

California Life & Annuity Market Share Report
Premiums Written During Calendar Year 2021
Line of Business: DEPOSIT TYPE CONTRACTS
Sorted By Company Name (Alphabetically)

Record Count	Company Code	Company Name	Written Premium	Market Share	Rank
1	80985	4 Ever Life Ins Co	1,258	0.000038%	92
2	71854	AAA Life Ins Co	390,942	0.011920%	57
3	60054	Aetna Life Ins Co	5,800,247	0.176856%	22
4	92738	American Equity Invest Life Ins Co	1,173,166	0.035771%	41
5	60488	American Gen Life Ins Co	29,930,859	0.912623%	11
6	60518	American Hlth & Life Ins Co	22,202	0.000677%	83
7	60739	American Natl Ins Co	7,115,905	0.216971%	19
8	60895	American United Life Ins Co	188,822	0.005757%	64
9	61999	Americo Fin Life & Ann Ins Co	185,469	0.005655%	65
10	61301	Ameritas Life Ins Corp	12,717,016	0.387755%	13
11	61212	Baltimore Life Ins Co	686,557	0.020934%	45
12	61263	Bankers Life & Cas Co	165,634	0.005050%	66
13	61395	Beneficial Life Ins Co	3,965	0.000121%	89
14	87726	Brighthouse Life Ins Co	40,950	0.001249%	81
15	83607	Clear Spring Life & Ann Co	385,880	0.011766%	58
16	62626	CMFG Life Ins Co	384,993	0.011739%	59
17	99937	Columbus Life Ins Co	60,008	0.001830%	79
18	84824	Commonwealth Ann & Life Ins Co	593,273	0.018090%	46
19	92444	Companion Life Ins Co of CA	3,091,875	0.094275%	27
20	62308	Connecticut Gen Life Ins Co	592,997	0.018081%	47
21	71129	Dearborn Life Ins Co	407,295	0.012419%	55
22	84174	ELCO Mut Life & Ann	700,797	0.021368%	44
23	62928	EMC Natl Life Co	6,452	0.000197%	88
24	62510	Equitrust Life Ins Co	2,386,279	0.072760%	31
25	63177	Farmers New World Life Ins Co	6,996,595	0.213334%	21
26	63274	Fidelity & Guar Life Ins Co	194,798	0.005940%	63
27	91642	Forethought Life Ins Co	9,484,700	0.289198%	15
28	86630	Fortitude Life Ins & Ann Co	3,059,725	0.093294%	29
29	90247	Fortitude US Reins Co	150	0.000005%	99
30	63312	Great American Life Ins Co	119,035	0.003630%	73
31	90212	Great Southern Life Ins Co	28,174	0.000859%	82
32	68322	Great W Life & Ann Ins Co	2,016,906	0.061498%	33
33	64211	Guarantee Trust Life Ins Co	70,893	0.002162%	77
34	78778	Guardian Ins & Ann Co Inc	2,575,369	0.078526%	30
35	64246	Guardian Life Ins Co Of Amer	60,613	0.001848%	78
36	64513	Horace Mann Life Ins Co	141,808	0.004324%	70
37	74780	Integrity Life Ins Co	3,085,117	0.094068%	28
38	64017	Jefferson Natl Life Ins Co	1,506,118	0.045923%	37
39	65129	Kansas City Life Ins Co	403,937	0.012316%	56
40	65242	Lafayette Life Ins Co	150,000	0.004574%	68
41	68543	Liberty Bankers Life Ins Co	1,129,236	0.034432%	42
42	65528	Life Ins Co Of The Southwest	360,923	0.011005%	60
43	65595	Lincoln Benefit Life Co	4,080,522	0.124419%	25

California Life & Annuity Market Share Report
Premiums Written During Calendar Year 2021
Line of Business: DEPOSIT TYPE CONTRACTS
Sorted By Company Name (Alphabetically)

Record Count	Company Code	Company Name	Written Premium	Market Share	Rank
44	65722	Loyal Amer Life Ins Co	1,393	0.000042%	91
45	65935	Massachusetts Mut Life Ins Co	750,288,921	22.877097%	2
46	86126	Members Life Ins Co	116,804	0.003561%	74
47	65978	Metropolitan Life Ins Co	7,876,962	0.240177%	18
48	97136	Metropolitan Tower Life Ins Co	200,474	0.006113%	62
49	66044	Midland Natl Life Ins Co	563,478	0.017181%	49
50	66168	Minnesota Life Ins Co	37,672,123	1.148663%	8
51	66427	Mutual Trust Life Ins Co a Pan Amer	1,856	0.000057%	90
52	61409	National Benefit Life Ins Co	529	0.000016%	95
53	66583	National Guardian Life Ins Co	425,406	0.012971%	53
54	78743	New Era Life Ins Co	640	0.000020%	94
55	69698	New Era Life Ins Co Of Midwest	8,664	0.000264%	87
56	91596	New York Life Ins & Ann Corp	9,078,658	0.276818%	16
57	66974	North Amer Co Life & Hlth Ins	501,044	0.015277%	50
58	67091	Northwestern Mut Life Ins Co	1,479,650	0.045116%	38
59	67172	Ohio Natl Life Ins Co	149,739	0.004566%	69
60	67180	Ohio State Life Ins Co	156	0.000005%	98
61	64343	Pacific Guardian Life Ins Co Ltd	103,066	0.003143%	75
62	67466	Pacific Life Ins Co	69,824,869	2.129034%	6
63	67644	Penn Mut Life Ins Co	1,812,369	0.055261%	36
64	72125	Physicians Life Ins Co	141,149	0.004304%	71
65	65919	Primerica Life Ins Co	1,372,806	0.041858%	39
66	61271	Principal Life Ins Co	1,179,697,331	35.970210%	1
67	68136	Protective Life Ins Co	2,229,237	0.067972%	32
68	79227	Pruco Life Ins Co	7,023,823	0.214164%	20
69	68241	Prudential Ins Co Of Amer	28,134,082	0.857838%	12
70	93629	Prudential Retirement Ins & Ann Co	435,595,373	13.281760%	3
71	71390	Puritan Life Ins Co of Amer	17,881	0.000545%	84
72	67105	Reliastar Life Ins Co	486,054	0.014820%	51
73	60445	Sagicor Life Ins Co	5,523,589	0.168420%	23
74	93742	Securian Life Ins Co	5,111,786	0.155864%	24
75	69485	Security Natl Life Ins Co	9,601	0.000293%	86
76	68802	Sentinel Security Life Ins Co	17,796	0.000543%	85
77	62952	SILAC Ins Co	565,483	0.017242%	48
78	69019	Standard Ins Co	944,722	0.028806%	43
79	69108	State Farm Life Ins Co	123,118	0.003754%	72
80	69116	State Life Ins Co	484,463	0.014772%	52
81	68608	Symetra Life Ins Co	9,504,437	0.289800%	14
82	88072	Talcott Resolution Life Ins Co	131,784,004	4.018233%	5
83	69345	Teachers Ins & Ann Assoc Of Amer	33,581,520	1.023936%	10
84	60142	TIAA Cref Life Ins Co	344,527,609	10.505008%	4
85	86231	Transamerica Life Ins Co	411,615	0.012551%	54
86	62596	Union Fidelity Life Ins Co	59,283	0.001808%	80

California Life & Annuity Market Share Report
Premiums Written During Calendar Year 2021
Line of Business: DEPOSIT TYPE CONTRACTS
Sorted By Company Name (Alphabetically)

Record Count	Company Code	Company Name	Written Premium	Market Share	Rank
87	69892	United Farm Family Life Ins Co	365	0.000011%	97
88	87645	United Fidelity Life Ins Co	774	0.000024%	93
89	63983	United Heritage Life Ins Co	378	0.000012%	96
90	69973	United Life Ins Co	1,230,265	0.037512%	40
91	69868	United Of Omaha Life Ins Co	57,419,860	1.750792%	7
92	67601	Unum Ins Co	1,889,989	0.057628%	35
93	62235	Unum Life Ins Co Of Amer	162,863	0.004966%	67
94	69663	USAA Life Ins Co	9,023,184	0.275126%	17
95	70238	Variable Ann Life Ins Co	33,827,538	1.031437%	9
96	86509	Voya Retirement Ins & Ann Co	333,640	0.010173%	61
97	70335	West Coast Life Ins Co	90,857	0.002770%	76
98	92622	Western Southern Life Assur Co	3,814,121	0.116297%	26
99	62413	Wilcac Life Ins Co	1,906,083	0.058118%	34
	Totals:		3,279,650,940	100.000000%	

California Life & Annuity Market Share Report
Premiums Written During Calendar Year 2021
Line of Business: OTHER CONSIDERATIONS
Sorted By Company Name (Alphabetically)

Record Count	Company Code	Company Name	Written Premium	Market Share	Rank
1	81213	American Maturity Life Ins Co	1,653	0.000015%	22
2	87726	Bighthouse Life Ins Co	25,713	0.000231%	21
3	62626	CMFG Life Ins Co	50,115,602	0.449589%	14
4	62944	Equitable Financial Life Ins Co	35,387,943	0.317467%	15
5	68322	Great W Life & Ann Ins Co	371,814,228	3.335559%	7
6	78778	Guardian Ins & Ann Co Inc	206,047	0.001848%	20
7	65838	John Hancock Life Ins Co USA	2,187,863,013	19.627397%	2
8	65935	Massachusetts Mut Life Ins Co	568,875,467	5.103402%	5
9	65978	Metropolitan Life Ins Co	163,421,364	1.466059%	11
10	66168	Minnesota Life Ins Co	231,286,483	2.074879%	9
11	88668	Mutual Of Amer Life Ins Co	222,807,437	1.998813%	10
12	66915	New York Life Ins Co	656,910,476	5.893167%	4
13	67172	Ohio Natl Life Ins Co	4,126,489	0.037019%	17
14	61271	Principal Life Ins Co	644,362	0.005781%	18
15	68241	Prudential Ins Co Of Amer	4,443,237,659	39.860444%	1
16	69019	Standard Ins Co	338,310,528	3.034996%	8
17	71153	Talcott Resolution Life & Ann Ins Co	5,055,798	0.045356%	16
18	88072	Talcott Resolution Life Ins Co	93,933,511	0.842681%	13
19	70688	Transamerica Financial Life Ins Co	1,157,153,238	10.380863%	3
20	86231	Transamerica Life Ins Co	461,178,761	4.137251%	6
21	69868	United Of Omaha Life Ins Co	329,714	0.002958%	19
22	86509	Voya Retirement Ins & Ann Co	154,299,363	1.384225%	12
	Totals:		11,146,984,849	100.000000%	