

CALIFORNIA LIFE & ANNUITY INSURANCE INDUSTRY



2023

MARKET SHARE REPORT

**RATE SPECIALIST BUREAU
CALIFORNIA DEPARTMENT OF INSURANCE
JUNE 2024**

California Life and Annuity Market Share Report for Calendar Year 2023

Preface

We are releasing the "California Life and Annuity Market Share Report for Calendar Year 2023", in addition to our regular Property & Casualty Market Share Report. This report is based on data from the NAIC's Life and Accident and Health Annual Statement database, and in part, the Health Insurance Statement database.

While we were preparing the 2009 results, we noticed that the Total California Life & Annuity Premiums substantially decreased from \$68 billion to \$59 billion. The reduction was primarily due to Anthem Blue Cross Life and Health Insurance Company's data reporting. In 2009, the company started reporting its data using NAIC's Health Insurance Statement (Orange) form, which primarily focused on health insurance business. In the years before 2009, the company had been reporting data using the Life and Accident and Health Statement (Blue), which focused on life insurance business.

In the first quarter of 2009, Anthem Blue Cross Life and Health Insurance Company passed the health test set forth in the general interrogatories for several consecutive years. Moreover, since it is only licensed to transact business within the state of California, the Company determined with the California Department of Insurance that the Health Insurance Statement was the most appropriate statement to file.

For consistency in comparing historical market share data, we made the adjustment to include Anthem Blue Cross' data in the 2009 through 2023 reports.

The report consists of a historical summary page which compares California Life Insurance Business to Countrywide, along with the following exhibits:

Historical Summary Data from 1991 thru 2023, with 3 graphs:

- Exhibit (1A): All 5 lines of business as displayed in the Life and Accident & Health Annual Statement:
 - Life Insurance
 - Annuity Considerations
 - Accident and Health
 - Deposit Type Contract Funds
 - Other Considerations
- Exhibits (1B), (1C), (1D), (1E) and (1F): Shows each of the above, alone.

Premium Distribution of the above 5 lines of business, for Calendar Year 2023, in Pie Chart form:

- Exhibit (2A): California data.
- Exhibit (2B): Countrywide data.

Listing of Insurance Group data, for all 5 lines of business:

- Exhibit (3A): Sorted by Group Market Share
- Exhibit (3B): Sorted by Group Name (Alphabetical)

Listing of data for individual companies, sorted by Market Share:

- Exhibit (4A): 5 lines of business.
- Exhibits (4B), (4C), (4D), (4E) and (4F): Each line of business, alone.

Listing of data for individual companies, sorted by Company Name:

- Exhibit (5A): All 5 lines of business as displayed above.
- Exhibits (5B), (5C), (5D), (5E) and (5F): Each line of business, alone.

We hope that this report will be useful to you. If you have any questions or comments, please feel free to contact us.

Roy Chan, Chief, Rate Specialist Bureau
June 2024

1991 - 2023 Comparison of California Life Insurance Business to Countrywide

All numbers are in millions ('000,000), except the Company Counts.

Active Companies Only

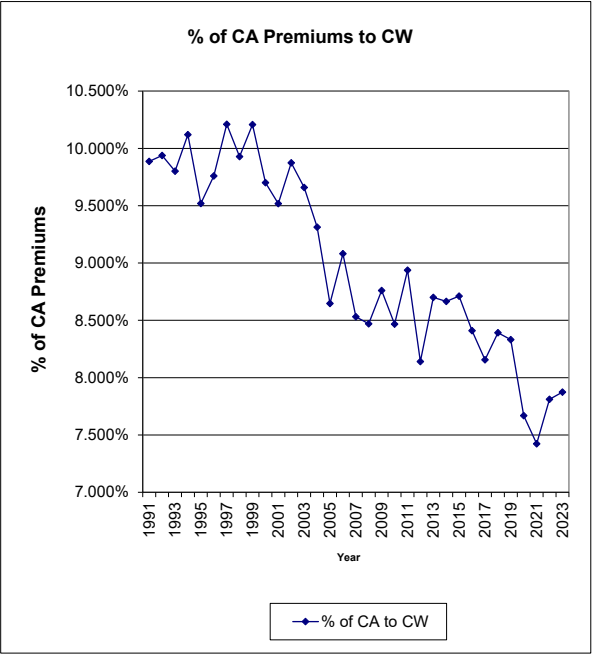
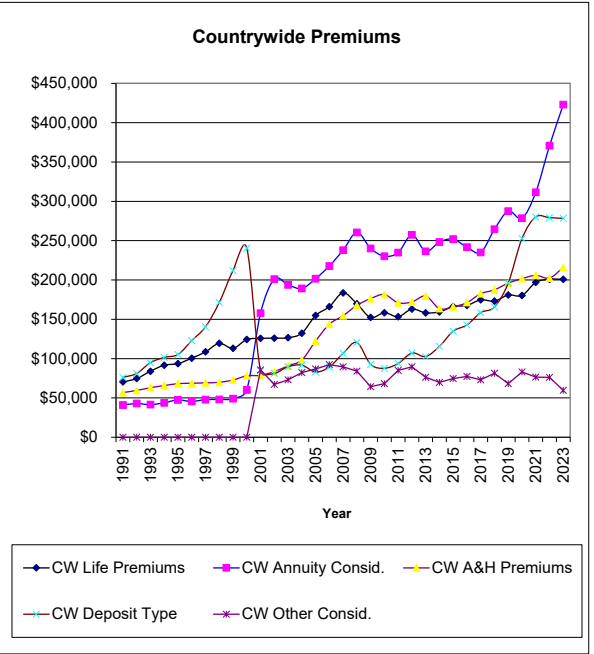
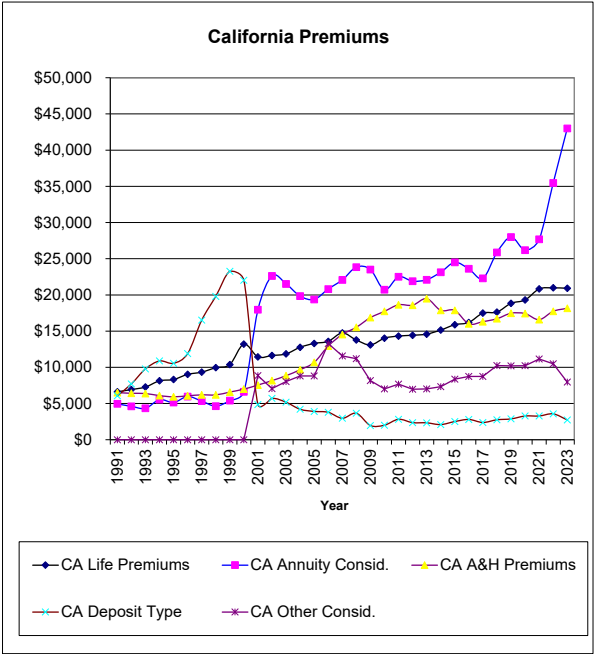
(1) Calendar Year	(2) Co. Count	(3) California Life Insurance Premiums	(4) California Annuity Consid.	(5) California A&H Premiums	(6) California Deposit Type Contract	(7) California Other Consid.	(8) Total California Premiums Sum(3)...(7)	(9) CWC Life Insurance Premiums	(10) CW Annuity Consid.	(11) CW A&H Premiums	(12) CW Deposit Type Contract	(13) CW Other Consid.	(14) Total CW Premiums Sum(9)...(13)	(15) % of CA Prem. To Countrywide '(8)/'(14)
1991	603	\$6,619	\$4,958	\$6,516	\$6,076	\$0	\$24,169	\$70,383	\$41,012	\$56,878	\$76,195	\$0	\$244,468	9.886%
1992	596	\$6,927	\$4,609	\$6,411	\$7,710	\$0	\$25,657	\$74,657	\$42,880	\$59,546	\$81,092	\$0	\$258,175	9.938%
1993	587	\$7,283	\$4,334	\$6,380	\$9,782	\$0	\$27,779	\$83,940	\$41,501	\$63,040	\$94,929	\$0	\$283,410	9.802%
1994	587	\$8,135	\$5,535	\$6,088	\$10,877	\$0	\$30,635	\$91,597	\$43,883	\$65,726	\$101,528	\$0	\$302,734	10.119%
1995	595	\$8,323	\$5,143	\$5,924	\$10,563	\$0	\$29,953	\$93,671	\$47,517	\$68,178	\$105,266	\$0	\$314,632	9.520%
1996	597	\$9,024	\$5,966	\$6,069	\$11,898	\$0	\$32,957	\$100,595	\$45,521	\$68,681	\$122,874	\$0	\$337,671	9.760%
1997	589	\$9,337	\$5,337	\$6,196	\$16,511	\$0	\$37,381	\$108,635	\$47,852	\$69,208	\$140,398	\$0	\$366,093	10.211%
1998	578	\$9,947	\$4,636	\$6,191	\$19,799	\$0	\$40,573	\$119,407	\$48,104	\$69,850	\$171,307	\$0	\$408,668	9.928%
1999	557	\$10,386	\$5,396	\$6,584	\$23,261	\$0	\$45,627	\$113,116	\$49,086	\$72,790	\$211,976	\$0	\$446,968	10.208%
2000	479	\$13,207	\$6,617	\$6,987	\$22,014	\$0	\$48,825	\$124,298	\$60,252	\$78,123	\$240,609	\$0	\$503,282	9.701%
2001	458	\$11,436	\$17,952	\$7,556	\$4,861	\$8,853	\$50,658	\$125,719	\$157,676	\$78,757	\$84,393	\$85,674	\$532,219	9.518%
2002	437	\$11,629	\$22,630	\$8,163	\$5,714	\$7,067	\$55,203	\$126,047	\$201,101	\$83,530	\$81,258	\$67,174	\$559,110	9.873%
2003	430	\$11,854	\$21,526	\$8,842	\$5,178	\$8,044	\$55,444	\$126,532	\$193,810	\$90,908	\$89,727	\$73,039	\$574,016	9.659%
2004	410	\$12,765	\$19,846	\$9,667	\$4,206	\$8,812	\$55,296	\$132,320	\$189,252	\$98,204	\$91,716	\$82,290	\$593,782	9.313%
2005	408	\$13,303	\$19,378	\$10,678	\$3,912	\$8,807	\$56,078	\$154,813	\$201,569	\$122,283	\$83,003	\$86,819	\$648,487	8.648%
2006	401	\$13,589	\$20,812	\$12,939	\$3,791	\$13,286	\$64,417	\$166,000	\$217,821	\$143,812	\$89,345	\$92,331	\$709,309	9.082%
2007	382	\$14,744	\$22,078	\$14,540	\$2,963	\$11,563	\$65,888	\$183,635	\$237,905	\$154,557	\$106,723	\$89,544	\$772,364	8.531%
2008	375	\$13,774	\$23,839	\$15,536	\$3,657	\$11,187	\$67,993	\$169,785	\$260,563	\$167,743	\$120,506	\$84,172	\$802,769	8.470%
2009	362	\$13,091	\$23,510	\$16,865	\$1,962	\$8,170	\$63,598	\$152,358	\$240,186	\$176,308	\$92,786	\$64,389	\$726,027	8.760%
2010	363	\$14,024	\$20,709	\$17,732	\$2,009	\$7,011	\$61,485	\$158,365	\$230,230	\$181,497	\$87,745	\$68,288	\$726,125	8.468%
2011	364	\$14,318	\$22,502	\$18,639	\$2,822	\$7,691	\$65,972	\$153,320	\$234,822	\$170,985	\$93,838	\$85,132	\$738,097	8.938%
2012	350	\$14,428	\$21,897	\$18,576	\$2,364	\$6,973	\$64,238	\$162,969	\$257,429	\$172,026	\$107,114	\$89,536	\$789,074	8.141%
2013	354	\$14,585	\$22,098	\$19,489	\$2,334	\$7,023	\$65,529	\$158,208	\$236,396	\$179,500	\$102,654	\$76,383	\$753,141	8.701%
2014	348	\$15,150	\$23,136	\$17,867	\$2,093	\$7,324	\$65,570	\$159,428	\$248,306	\$163,572	\$115,631	\$69,772	\$756,709	8.665%
2015	342	\$15,882	\$24,492	\$17,865	\$2,510	\$8,374	\$69,123	\$166,262	\$251,876	\$165,792	\$134,907	\$74,640	\$793,477	8.711%
2016	338	\$16,196	\$23,608	\$16,004	\$2,800	\$8,744	\$67,352	\$167,652	\$241,687	\$171,262	\$142,819	\$77,429	\$800,849	8.410%
2017	341	\$17,492	\$22,281	\$16,306	\$2,384	\$8,738	\$67,201	\$174,726	\$235,088	\$182,585	\$158,441	\$73,061	\$823,901	8.156%
2018	333	\$17,625	\$25,867	\$16,710	\$2,753	\$10,248	\$73,203	\$173,135	\$264,518	\$187,520	\$165,742	\$81,465	\$872,380	8.391%
2019	335	\$18,845	\$27,991	\$17,468	\$2,875	\$10,198	\$77,377	\$180,874	\$287,508	\$195,991	\$196,133	\$68,273	\$928,779	8.331%
2020	328	\$19,299	\$26,185	\$17,425	\$3,273	\$10,223	\$76,405	\$180,301	\$278,544	\$201,715	\$252,816	\$82,980	\$996,355	7.668%
2021	328	\$20,827	\$27,677	\$16,583	\$3,279	\$11,147	\$79,512	\$196,975	\$311,478	\$205,888	\$280,239	\$76,491	\$1,071,070	7.424%
2022	324	\$20,977	\$35,452	\$17,743	\$3,570	\$10,480	\$88,223	\$200,934	\$370,734	\$202,437	\$279,273	\$76,104	\$1,129,482	7.811%
2023	325	\$20,919	\$42,989	\$18,152	\$2,740	\$7,958	\$92,757	\$200,859	\$423,114	\$215,979	\$278,331	\$59,669	\$1,177,951	7.874%
Totals:		\$445,940	\$610,985	\$414,690	\$212,542	\$207,921	\$1,892,078	\$4,751,515	\$6,239,221	\$4,384,870	\$4,581,315	\$1,784,654	\$21,741,574	8.703%

Data from Schedule T

1991 - 2023 Comparison of California Life Insurance Business to Countrywide

All numbers are in millions ('000,000), except the Company Counts.

Active Companies Only

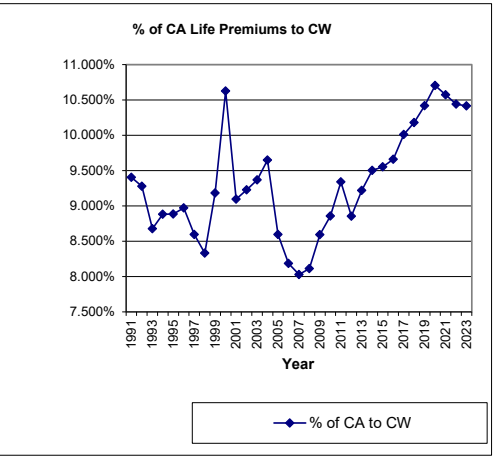
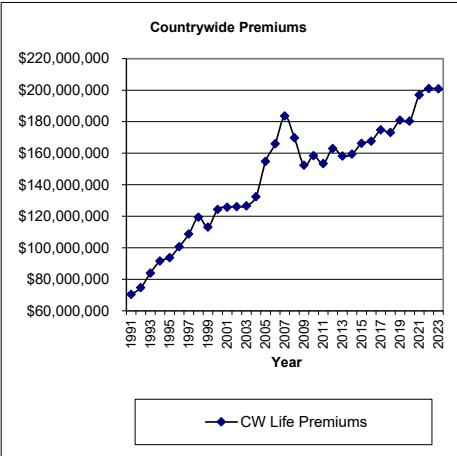
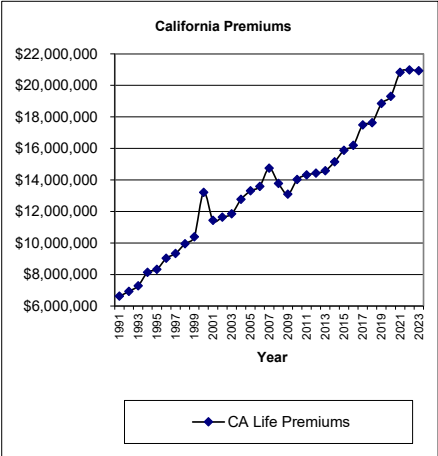


Data from Schedule T

1991 - 2023 Comparison of California Life Insurance Premium to Countrywide
Line of Business: Life Insurance
Active Companies Only

All numbers are in thousands ('000), except the Company Count.

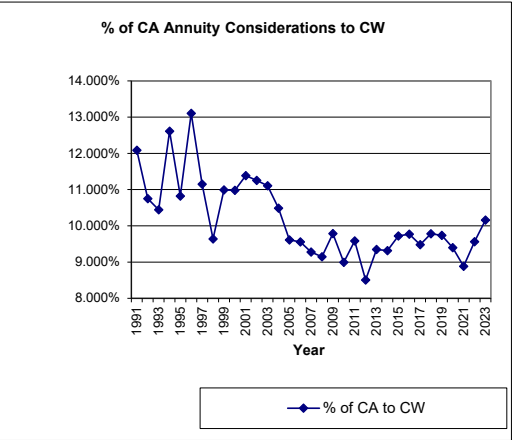
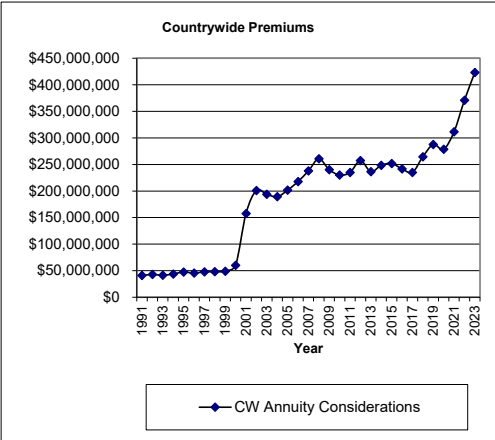
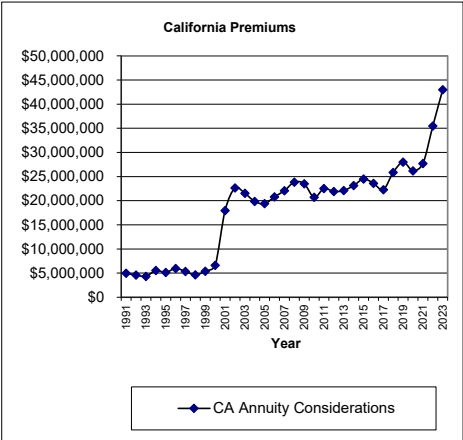
(1) Calendar Year	(2) Company Count	(3) California Life Insurance Premiums, Only	(4) Total California Premiums: Life, Annuity, A&H, Deposit and Other	(5) Percentage of Life Insurance To All Premiums '(3) / (4)	(6) Countrywide Life Insurance Premiums, Only	(7) Total Countrywide Premiums: Life, Annuity, A&H, Deposit and Other	(8) Percentage of Life Insurance To All Premiums '(6) / (7)	(9) % of CA Life Premiums To Countrywide '(3) / (6)
1991	n/a	\$6,619,223	\$24,168,801	27.387%	\$70,382,551	\$244,467,621	28.790%	9.405%
1992	n/a	\$6,926,751	\$25,655,760	26.999%	\$74,657,242	\$258,175,773	28.917%	9.278%
1993	n/a	\$7,283,207	\$27,779,568	26.218%	\$83,939,706	\$283,410,074	29.618%	8.677%
1994	n/a	\$8,135,354	\$30,634,921	26.556%	\$91,597,417	\$302,734,231	30.257%	8.882%
1995	n/a	\$8,322,925	\$29,953,248	27.786%	\$93,670,905	\$314,631,397	29.772%	8.885%
1996	n/a	\$9,023,777	\$32,956,278	27.381%	\$100,594,587	\$337,669,981	29.791%	8.970%
1997	n/a	\$9,337,245	\$37,380,563	24.979%	\$108,634,624	\$366,092,994	29.674%	8.595%
1998	n/a	\$9,946,636	\$40,572,419	24.516%	\$119,407,013	\$408,667,853	29.219%	8.330%
1999	n/a	\$10,385,858	\$45,626,162	22.763%	\$113,116,285	\$446,967,910	25.307%	9.182%
2000	434	\$13,206,515	\$48,825,172	27.049%	\$124,297,814	\$503,282,189	24.697%	10.625%
2001	422	\$11,435,746	\$50,658,217	22.574%	\$125,719,235	\$532,219,216	23.622%	9.096%
2002	406	\$11,628,929	\$55,203,426	21.066%	\$126,047,426	\$559,111,230	22.544%	9.226%
2003	394	\$11,853,886	\$55,443,042	21.380%	\$126,531,945	\$574,016,943	22.043%	9.368%
2004	384	\$12,766,591	\$55,296,765	23.087%	\$132,319,628	\$593,781,994	22.284%	9.648%
2005	381	\$13,304,584	\$56,077,766	23.725%	\$154,812,615	\$648,486,716	23.873%	8.594%
2006	377	\$13,589,913	\$64,416,886	21.097%	\$165,999,593	\$709,308,675	23.403%	8.187%
2007	357	\$14,743,664	\$65,887,288	22.377%	\$183,634,524	\$772,364,076	23.776%	8.029%
2008	353	\$13,774,328	\$67,994,244	20.258%	\$169,785,214	\$802,769,706	21.150%	8.113%
2009	337	\$13,090,926	\$63,596,960	20.584%	\$152,357,764	\$726,027,748	20.985%	8.592%
2010	341	\$14,023,703	\$61,483,904	22.809%	\$158,365,196	\$726,126,297	21.810%	8.855%
2011	340	\$14,317,724	\$65,972,240	21.703%	\$153,319,685	\$738,096,923	20.772%	9.338%
2012	324	\$14,428,548	\$64,239,063	22.461%	\$162,969,085	\$789,073,598	20.653%	8.854%
2013	328	\$14,585,306	\$65,528,366	22.258%	\$158,208,416	\$753,141,548	21.006%	9.219%
2014	320	\$15,149,988	\$65,569,292	23.105%	\$159,427,511	\$756,708,546	21.069%	9.503%
2015	317	\$15,882,279	\$69,122,878	22.977%	\$166,262,492	\$793,477,884	20.954%	9.553%
2016	315	\$16,196,461	\$67,352,238	24.047%	\$167,651,744	\$800,848,650	20.934%	9.661%
2017	318	\$17,492,337	\$67,201,989	26.029%	\$174,726,470	\$823,901,347	21.207%	10.011%
2018	310	\$17,625,145	\$73,203,319	24.077%	\$173,134,590	\$872,379,495	19.846%	10.180%
2019	313	\$18,844,929	\$77,377,668	24.354%	\$180,874,460	\$928,779,952	19.474%	10.419%
2020	307	\$19,299,198	\$76,405,088	25.259%	\$180,301,210	\$996,355,655	18.096%	10.704%
2021	307	\$20,826,510	\$79,512,038	26.193%	\$196,974,666	\$1,071,070,385	18.390%	10.573%
2022	305	\$20,977,367	\$88,222,560	23.778%	\$200,933,610	\$1,129,481,661	17.790%	10.440%
2023	306	\$20,918,804	\$92,757,486	22.552%	\$200,858,988	\$1,177,951,261	17.052%	10.415%
Totals:		\$445,944,357	\$1,892,075,614	23.569%	\$4,751,514,212	\$21,741,579,528	21.855%	9.385%



**1991 - 2023 Comparison of California Life Insurance Premium to Countrywide
Line of Business: Annuity Considerations
Active Companies Only**

All numbers are in thousands ('000), except the Company Count.

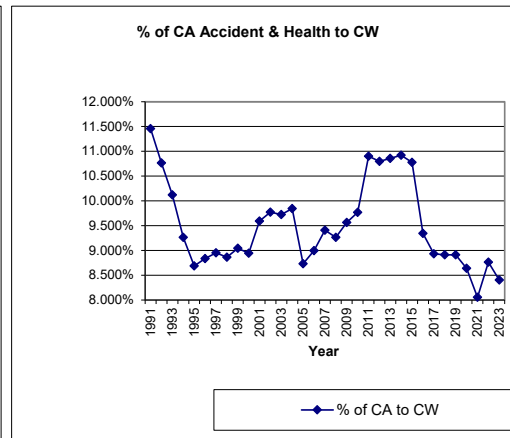
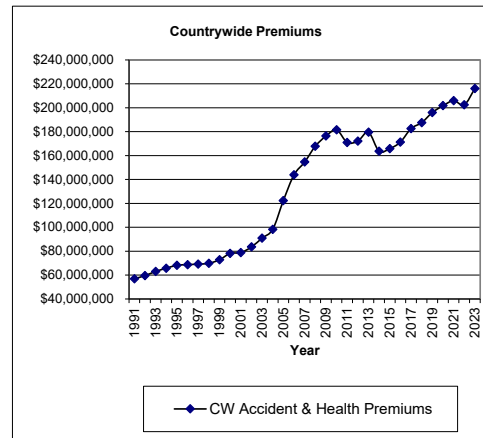
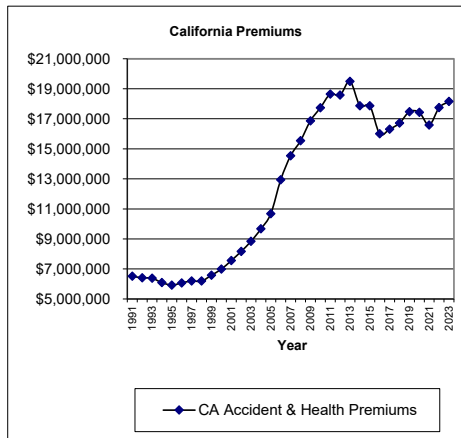
(1) Calendar Year	(2) Company Count	(3) California Annuity Considerations Premiums, Only	(4) Total California Premiums: Life, Annuity, A&H, Deposit and Other	(5) Percentage of Annuity Consid. To All Premiums '(3) / (4)	(6) Countrywide Annuity Considerations Premiums, Only	(7) Total Countrywide Premiums: Life, Annuity, A&H, Deposit and Other	(8) Percentage of Annuity Consid. To All Premiums '(6) / (7)	(9) '% of CA Ann. Consid. To Countrywide '(3) / (6)
1991	n/a	\$4,957,723	\$24,168,801	20.513%	\$41,012,326	\$244,467,621	16.776%	12.088%
1992	n/a	\$4,608,859	\$25,655,760	17.964%	\$42,880,177	\$258,175,773	16.609%	10.748%
1993	n/a	\$4,333,663	\$27,779,568	15.600%	\$41,501,477	\$283,410,074	14.644%	10.442%
1994	n/a	\$5,535,159	\$30,634,921	18.068%	\$43,882,669	\$302,734,231	14.495%	12.614%
1995	n/a	\$5,142,969	\$29,953,248	17.170%	\$47,516,874	\$314,631,397	15.102%	10.823%
1996	n/a	\$5,965,864	\$32,956,278	18.102%	\$45,520,605	\$337,669,981	13.481%	13.106%
1997	n/a	\$5,336,783	\$37,380,563	14.277%	\$47,852,391	\$366,092,994	13.071%	11.153%
1998	n/a	\$4,635,838	\$40,572,419	11.426%	\$48,103,667	\$408,667,853	11.771%	9.637%
1999	n/a	\$5,395,608	\$45,626,162	11.826%	\$49,085,622	\$446,967,910	10.982%	10.992%
2000	288	\$6,617,214	\$48,825,172	13.553%	\$60,251,974	\$503,282,189	11.972%	10.983%
2001	305	\$17,951,906	\$50,658,217	35.437%	\$157,675,508	\$532,219,216	29.626%	11.385%
2002	296	\$22,630,021	\$55,203,426	40.994%	\$201,101,331	\$559,111,230	35.968%	11.253%
2003	291	\$21,525,595	\$55,443,042	38.825%	\$193,810,008	\$574,016,943	33.764%	11.107%
2004	279	\$19,845,896	\$55,296,765	35.890%	\$189,252,278	\$593,781,994	31.872%	10.486%
2005	275	\$19,377,847	\$56,077,766	34.555%	\$201,568,860	\$648,486,716	31.083%	9.614%
2006	267	\$20,812,196	\$64,416,886	32.309%	\$217,821,118	\$709,308,675	30.709%	9.555%
2007	254	\$22,077,944	\$65,887,288	33.509%	\$237,905,308	\$772,364,076	30.802%	9.280%
2008	245	\$23,839,292	\$67,994,244	35.061%	\$260,562,969	\$802,769,706	32.458%	9.149%
2009	238	\$23,509,505	\$63,596,960	36.966%	\$240,186,467	\$726,027,748	33.082%	9.788%
2010	235	\$20,708,515	\$61,483,904	33.681%	\$230,230,378	\$726,126,297	31.707%	8.995%
2011	233	\$22,502,016	\$65,972,240	34.108%	\$234,822,010	\$738,096,923	31.815%	9.583%
2012	219	\$21,897,295	\$64,239,063	34.087%	\$257,429,382	\$789,073,598	32.624%	8.506%
2013	227	\$22,097,634	\$65,528,366	33.722%	\$236,396,095	\$753,141,548	31.388%	9.348%
2014	216	\$23,135,820	\$65,569,292	35.285%	\$248,306,431	\$756,708,546	32.814%	9.317%
2015	216	\$24,492,509	\$69,122,878	35.433%	\$251,875,995	\$793,477,884	31.743%	9.724%
2016	210	\$23,608,210	\$67,352,238	35.052%	\$241,687,134	\$800,848,650	30.179%	9.768%
2017	217	\$22,281,213	\$67,201,989	33.156%	\$235,087,602	\$823,901,347	28.533%	9.478%
2018	209	\$25,867,597	\$73,203,319	35.337%	\$264,517,735	\$872,379,495	30.321%	9.779%
2019	207	\$27,990,967	\$77,377,668	36.174%	\$287,508,045	\$928,779,952	30.955%	9.736%
2020	205	\$26,184,615	\$76,405,088	34.271%	\$278,543,715	\$996,355,655	27.956%	9.401%
2021	200	\$27,676,888	\$79,512,038	34.808%	\$311,477,871	\$1,071,070,385	29.081%	8.886%
2022	197	\$35,451,591	\$88,222,560	40.184%	\$370,734,082	\$1,129,481,661	32.823%	9.563%
2023	201	\$42,989,199	\$92,757,486	46.346%	\$423,113,859	\$1,177,951,261	35.919%	10.160%
Totals:		\$610,983,951	\$1,892,075,614	32.292%	\$6,239,221,963	\$21,741,579,528	28.697%	9.793%



1991 - 2023 Comparison of California Life Insurance Premium to Countrywide
Line of Business: Accident and Health Premiums
Active Companies Only

All numbers are in thousands ('000), except the Company Count.

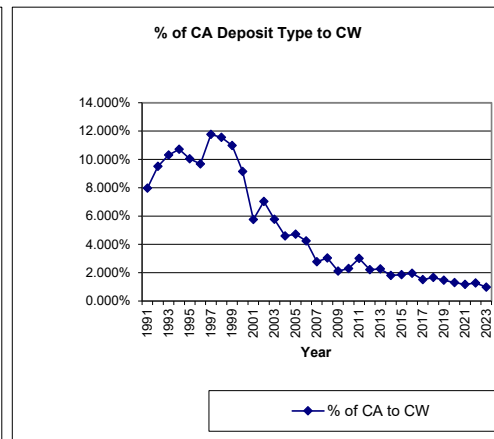
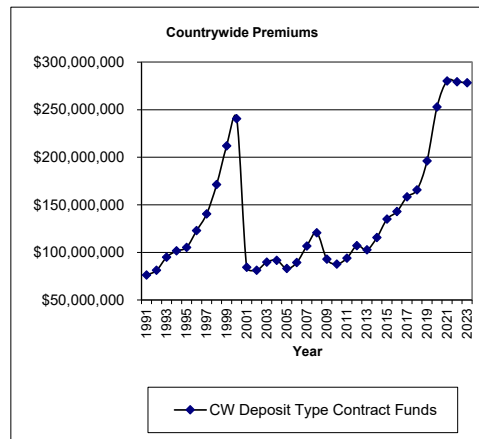
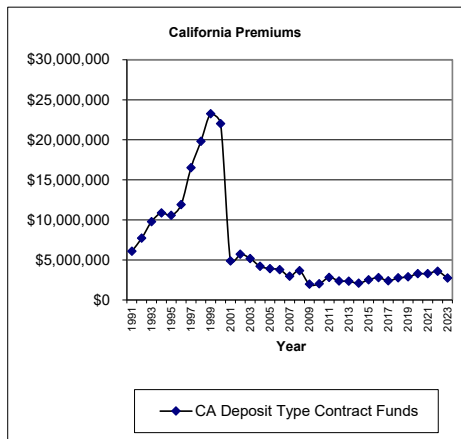
(1) Calendar Year	(2) Company Count	(3) California Accident & Health Premiums Only	(4) Total California Premiums: Life, Annuity, A&H, Deposit and Other	(5) Percentage of Acc. & Health To All Premiums '(3) / (4)	(6) Countrywide Accident & Health Premiums Only	(7) Total Countrywide Premiums: Life, Annuity, A&H, Deposit and Other	(8) Percentage of Acc. & Health To All Premiums '(6) / (7)	(9) % of CA Acc. & Health To Countrywide '(3) / (6)
1991	n/a	\$6,515,856	\$24,168,801	26.960%	\$56,878,030	\$244,467,621	23.266%	11.456%
1992	n/a	\$6,410,571	\$25,655,760	24.987%	\$59,545,885	\$258,175,773	23.064%	10.766%
1993	n/a	\$6,380,329	\$27,779,568	22.968%	\$63,039,760	\$283,410,074	22.243%	10.121%
1994	n/a	\$6,087,823	\$30,634,921	19.872%	\$65,725,692	\$302,734,231	21.711%	9.262%
1995	n/a	\$5,923,991	\$29,953,248	19.777%	\$68,178,079	\$314,631,397	21.669%	8.689%
1996	n/a	\$6,068,849	\$32,956,278	18.415%	\$68,681,035	\$337,669,981	20.340%	8.836%
1997	n/a	\$6,195,695	\$37,380,563	16.575%	\$69,207,550	\$366,092,994	18.904%	8.952%
1998	n/a	\$6,190,887	\$40,572,419	15.259%	\$69,849,782	\$408,667,853	17.092%	8.863%
1999	n/a	\$6,583,954	\$45,626,162	14.430%	\$72,790,497	\$446,967,910	16.285%	9.045%
2000	345	\$6,987,102	\$48,825,172	14.310%	\$78,122,950	\$503,282,189	15.523%	8.944%
2001	339	\$7,556,145	\$50,658,217	14.916%	\$78,756,982	\$532,219,216	14.798%	9.594%
2002	324	\$8,162,937	\$55,203,426	14.787%	\$83,530,195	\$559,111,230	14.940%	9.772%
2003	314	\$8,841,707	\$55,443,042	15.947%	\$90,908,487	\$574,016,943	15.837%	9.726%
2004	303	\$9,666,656	\$55,296,765	17.481%	\$98,204,190	\$593,781,994	16.539%	9.843%
2005	298	\$10,678,448	\$56,077,766	19.042%	\$122,282,599	\$648,486,716	18.857%	8.733%
2006	295	\$12,939,297	\$64,416,886	20.087%	\$143,811,862	\$709,308,675	20.275%	8.997%
2007	282	\$14,539,691	\$65,887,288	22.068%	\$154,557,024	\$772,364,076	20.011%	9.407%
2008	270	\$15,537,044	\$67,994,244	22.851%	\$167,743,412	\$802,769,706	20.896%	9.262%
2009	267	\$16,865,005	\$63,596,960	26.519%	\$176,308,026	\$726,027,748	24.284%	9.566%
2010	273	\$17,732,247	\$61,483,904	28.840%	\$181,496,924	\$726,126,297	24.995%	9.770%
2011	269	\$18,639,442	\$65,972,240	28.253%	\$170,985,468	\$738,096,923	23.166%	10.901%
2012	261	\$18,576,433	\$64,239,063	28.918%	\$172,025,643	\$789,073,598	21.801%	10.799%
2013	262	\$19,488,731	\$65,528,366	29.741%	\$179,500,146	\$753,141,548	23.834%	10.857%
2014	256	\$17,866,978	\$65,569,292	27.249%	\$163,572,102	\$756,708,546	21.616%	10.923%
2015	246	\$17,864,755	\$69,122,878	25.845%	\$165,792,283	\$793,477,884	20.894%	10.775%
2016	248	\$16,004,009	\$67,352,238	23.762%	\$171,262,020	\$800,848,650	21.385%	9.345%
2017	247	\$16,306,166	\$67,201,989	24.264%	\$182,584,586	\$823,901,347	22.161%	8.931%
2018	246	\$16,710,273	\$73,203,319	22.827%	\$187,520,161	\$872,379,495	21.495%	8.911%
2019	249	\$17,468,449	\$77,377,668	22.576%	\$195,990,894	\$928,779,952	21.102%	8.913%
2020	240	\$17,425,764	\$76,405,088	22.807%	\$201,714,642	\$996,355,655	20.245%	8.639%
2021	239	\$16,582,516	\$79,512,038	20.855%	\$205,887,882	\$1,071,070,385	19.223%	8.054%
2022	237	\$17,743,140	\$88,222,560	20.112%	\$202,436,645	\$1,129,481,661	17.923%	8.765%
2023	232	\$18,151,674	\$92,757,486	19.569%	\$215,978,924	\$1,177,951,261	18.335%	8.404%
Totals:		\$414,692,564	\$1,892,075,614	21.917%	\$4,384,870,358	\$21,741,579,528	20.168%	9.457%



**1991 - 2023 Comparison of California Life Insurance Premium to Countrywide
Line of Business: Deposit Type Contracts
Active Companies Only**

All numbers are in thousands ('000), except the Company Count.

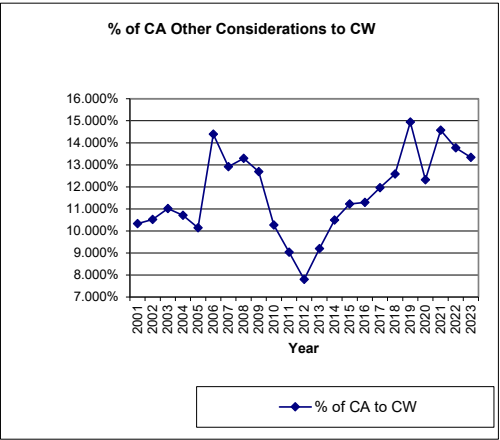
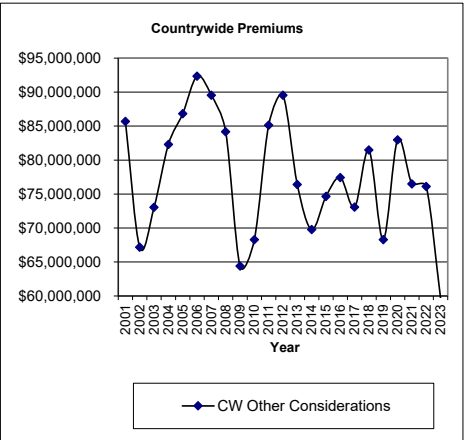
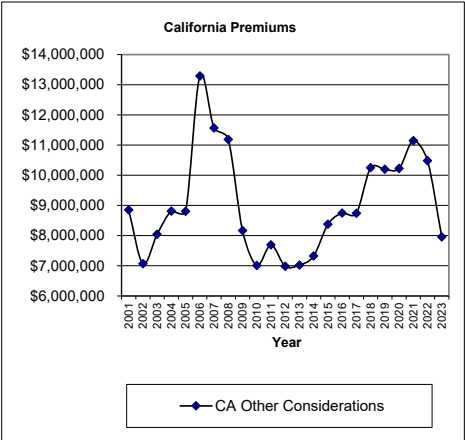
(1) Calendar Year	(2) Company Count	(3) California Deposit Type Contracts Only	(4) Total California Premiums: Life, Annuity, A&H, Deposit and Other	(5) Percentage of Deposit Type To All Premiums '(3) / (4)	(6) Countrywide Deposit Type Contracts Only	(7) Total Countrywide Premiums: Life, Annuity, A&H, Deposit and Other	(8) Percentage of Deposit Type To All Premiums '(6) / (7)	(9) % of CA Deposit Type To Countrywide '(3) / (6)
1991	n/a	\$6,075,999	\$24,168,801	25.140%	\$76,194,714	\$244,467,621	31.168%	7.974%
1992	n/a	\$7,709,579	\$25,655,760	30.050%	\$81,092,469	\$258,175,773	31.410%	9.507%
1993	n/a	\$9,782,369	\$27,779,568	35.214%	\$94,929,131	\$283,410,074	33.495%	10.305%
1994	n/a	\$10,876,585	\$30,634,921	35.504%	\$101,528,453	\$302,734,231	33.537%	10.713%
1995	n/a	\$10,563,363	\$29,953,248	35.266%	\$105,265,539	\$314,631,397	33.457%	10.035%
1996	n/a	\$11,897,788	\$32,956,278	36.102%	\$122,873,754	\$337,669,981	36.389%	9.683%
1997	n/a	\$16,510,840	\$37,380,563	44.170%	\$140,398,429	\$366,092,994	38.350%	11.760%
1998	n/a	\$19,799,058	\$40,572,419	48.799%	\$171,307,391	\$408,667,853	41.918%	11.558%
1999	n/a	\$23,260,742	\$45,626,162	50.981%	\$211,975,506	\$446,967,910	47.425%	10.973%
2000	168	\$22,014,341	\$48,825,172	45.088%	\$240,609,451	\$503,282,189	47.808%	9.149%
2001	110	\$4,861,340	\$50,658,217	9.596%	\$84,393,009	\$532,219,216	15.857%	5.760%
2002	143	\$5,714,471	\$55,203,426	10.352%	\$81,257,902	\$559,111,230	14.533%	7.033%
2003	141	\$5,178,009	\$55,443,042	9.339%	\$89,727,401	\$574,016,943	15.631%	5.771%
2004	145	\$4,206,560	\$55,296,765	7.607%	\$91,715,717	\$593,781,994	15.446%	4.587%
2005	137	\$3,911,778	\$56,077,766	6.976%	\$83,003,303	\$648,486,716	12.800%	4.713%
2006	129	\$3,790,850	\$64,416,886	5.885%	\$89,345,058	\$709,308,675	12.596%	4.243%
2007	123	\$2,962,989	\$65,887,288	4.497%	\$106,723,462	\$772,364,076	13.818%	2.776%
2008	127	\$3,657,754	\$67,994,244	5.380%	\$120,506,384	\$802,769,706	15.011%	3.035%
2009	120	\$1,961,855	\$63,696,960	3.085%	\$92,786,258	\$726,027,748	12.780%	2.114%
2010	118	\$2,008,798	\$61,483,904	3.267%	\$87,745,495	\$726,126,297	12.084%	2.289%
2011	119	\$2,822,407	\$65,972,240	4.278%	\$93,837,694	\$738,096,923	12.713%	3.008%
2012	116	\$2,373,476	\$64,239,063	3.695%	\$107,115,702	\$789,073,598	13.575%	2.216%
2013	116	\$2,333,683	\$65,528,366	3.561%	\$102,654,117	\$753,141,548	13.630%	2.273%
2014	108	\$2,093,040	\$65,569,292	3.192%	\$115,630,897	\$756,708,546	15.281%	1.810%
2015	106	\$2,509,792	\$69,122,878	3.631%	\$134,906,982	\$793,477,884	17.002%	1.860%
2016	105	\$2,799,525	\$67,352,238	4.157%	\$142,818,551	\$800,848,650	17.833%	1.960%
2017	100	\$2,384,556	\$67,201,989	3.548%	\$158,441,486	\$823,901,347	19.231%	1.505%
2018	100	\$2,753,647	\$73,203,319	3.762%	\$165,742,185	\$872,379,495	18.999%	1.661%
2019	91	\$2,876,143	\$77,377,407	3.717%	\$196,133,253	\$928,779,952	21.117%	1.466%
2020	96	\$3,273,243	\$76,405,088	4.284%	\$252,816,313	\$996,355,655	25.374%	1.295%
2021	99	\$3,279,651	\$79,512,038	4.125%	\$280,238,966	\$1,071,070,385	26.164%	1.170%
2022	91	\$3,570,586	\$88,222,560	4.047%	\$279,273,451	\$1,129,481,661	24.726%	1.279%
2023	96	\$2,739,729	\$92,757,486	2.954%	\$278,330,849	\$1,177,951,261	23.628%	0.984%
Totals:		\$212,554,545	\$1,892,075,353	11.234%	\$4,581,319,271	\$21,741,579,528	21.072%	4.640%



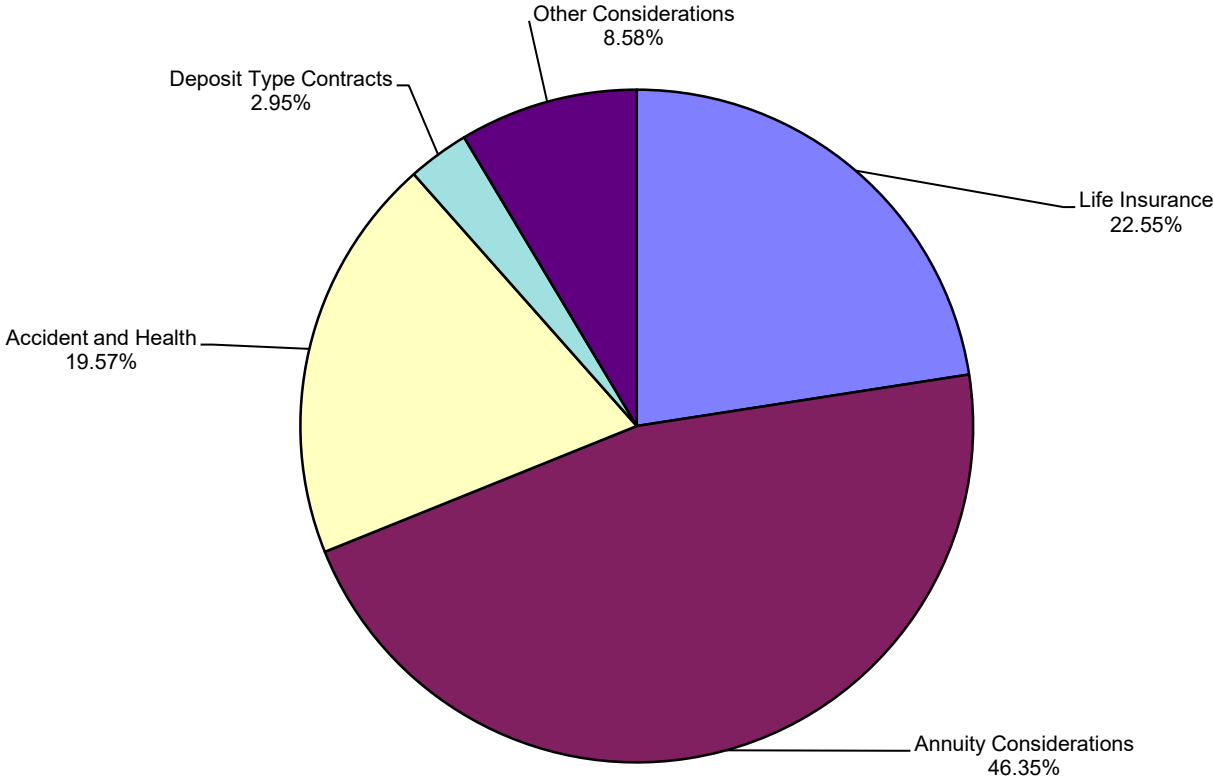
**1991 - 2023 Comparison of California Life Insurance Premium to Countrywide
Line of Business: Other Considerations
Active Companies Only**

All numbers are in thousands ('000), except the Company Count.

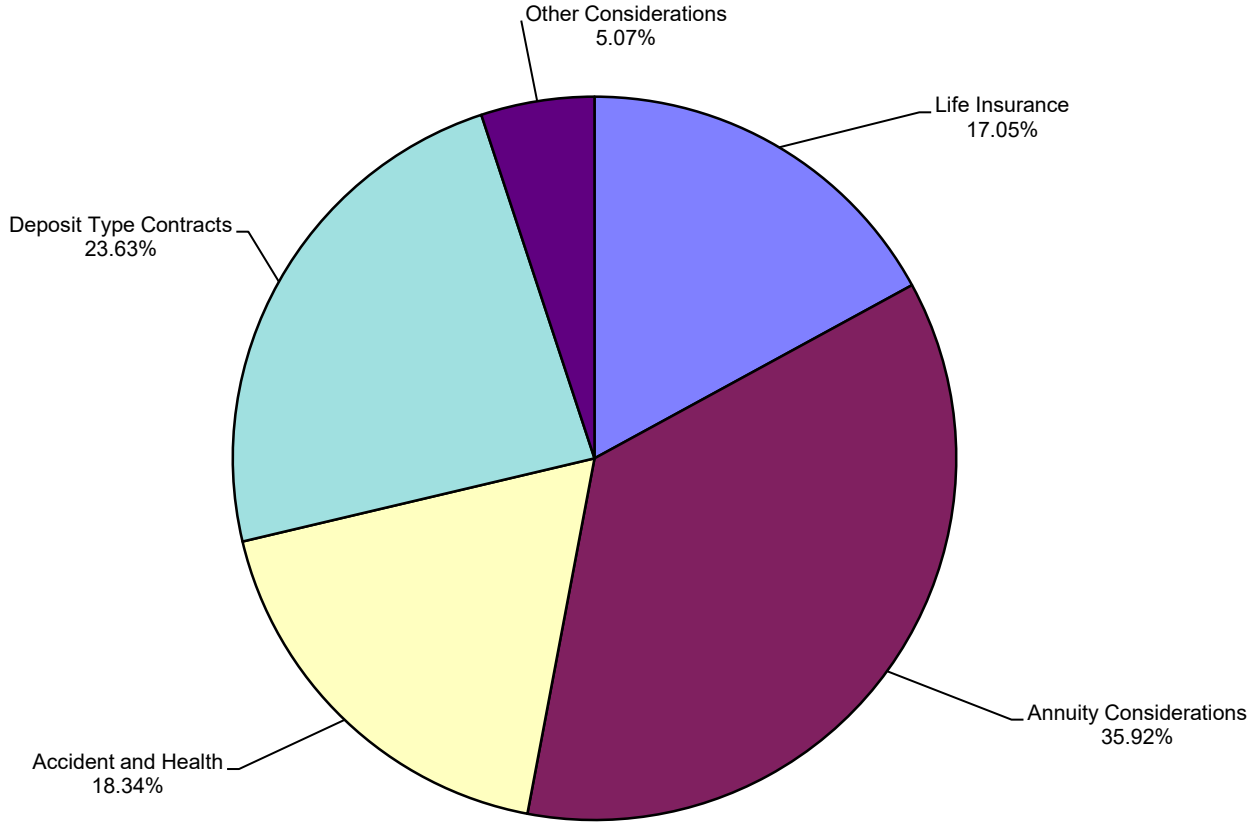
(1) Calendar Year	(2) Company Count	(3) California Other Considerations Only	(4) Total California Premiums: Life, Annuity, A&H, Deposit and Other	(5) Percentage of Other Consid. To All Premiums '3) / (4)	(6) Countrywide Other Considerations Only	(7) Total Countrywide Premiums: Life, Annuity, A&H, Deposit and Other	(8) Percentage of Other Consid. To All Premiums '(6) / (7)	(9) % of CA Other Consid. To Countrywide '(3) / (6)
1991	n/a	\$0	\$24,168,801	0.000%	\$0	\$244,467,621	0.000%	0.000%
1992	n/a	\$0	\$25,655,760	0.000%	\$0	\$258,175,773	0.000%	0.000%
1993	n/a	\$0	\$27,779,568	0.000%	\$0	\$283,410,074	0.000%	0.000%
1994	n/a	\$0	\$30,634,921	0.000%	\$0	\$302,734,231	0.000%	0.000%
1995	n/a	\$0	\$29,953,248	0.000%	\$0	\$314,631,397	0.000%	0.000%
1996	n/a	\$0	\$32,956,278	0.000%	\$0	\$337,669,981	0.000%	0.000%
1997	n/a	\$0	\$37,380,563	0.000%	\$0	\$366,092,994	0.000%	0.000%
1998	n/a	\$0	\$40,572,419	0.000%	\$0	\$408,667,853	0.000%	0.000%
1999	n/a	\$0	\$45,626,162	0.000%	\$0	\$446,967,910	0.000%	0.000%
2000	n/a	\$0	\$48,825,172	0.000%	\$0	\$503,282,189	0.000%	0.000%
2001	46	\$8,853,081	\$50,658,217	17.476%	\$85,674,482	\$532,219,216	16.098%	10.333%
2002	35	\$7,067,068	\$55,203,426	12.802%	\$67,174,376	\$559,111,230	12.014%	10.520%
2003	36	\$8,043,845	\$55,443,042	14.508%	\$73,039,102	\$574,016,943	12.724%	11.013%
2004	39	\$8,812,264	\$55,296,765	15.936%	\$82,290,181	\$593,781,994	13.859%	10.709%
2005	36	\$8,806,956	\$56,077,766	15.705%	\$86,819,339	\$648,486,716	13.388%	10.144%
2006	38	\$13,286,442	\$64,416,886	20.626%	\$92,331,043	\$709,308,675	13.017%	14.390%
2007	33	\$11,562,999	\$65,887,288	17.550%	\$89,543,759	\$772,364,076	11.593%	12.913%
2008	33	\$11,187,155	\$67,994,244	16.453%	\$84,171,725	\$802,769,706	10.485%	13.291%
2009	32	\$8,169,669	\$63,596,960	12.846%	\$64,389,233	\$726,027,748	8.869%	12.688%
2010	30	\$7,010,642	\$61,483,904	11.402%	\$68,288,304	\$726,126,297	9.404%	10.266%
2011	29	\$7,691,327	\$65,972,240	11.658%	\$85,132,065	\$738,096,923	11.534%	9.035%
2012	29	\$6,982,384	\$64,239,063	10.869%	\$89,535,739	\$789,073,598	11.347%	7.798%
2013	29	\$7,023,134	\$65,528,366	10.718%	\$76,382,773	\$753,141,548	10.142%	9.195%
2014	26	\$7,323,951	\$65,569,292	11.170%	\$69,771,605	\$756,708,546	9.220%	10.497%
2015	27	\$8,373,907	\$69,122,878	12.115%	\$74,640,132	\$793,477,884	9.407%	11.219%
2016	27	\$8,744,066	\$67,352,238	12.983%	\$77,429,201	\$800,848,650	9.668%	11.293%
2017	25	\$8,738,006	\$67,201,989	13.003%	\$73,061,203	\$823,901,347	8.868%	11.960%
2018	27	\$10,248,041	\$73,203,319	13.999%	\$81,464,823	\$872,379,495	9.338%	12.580%
2019	24	\$10,198,188	\$77,377,668	13.180%	\$68,273,300	\$928,779,952	7.351%	14.937%
2020	22	\$10,223,366	\$76,405,088	13.380%	\$82,979,776	\$996,355,655	8.328%	12.320%
2021	22	\$11,146,985	\$79,512,038	14.019%	\$76,490,999	\$1,071,070,385	7.142%	14.573%
2022	23	\$10,480,156	\$88,222,560	11.879%	\$76,103,872	\$1,129,481,661	6.738%	13.771%
2023	22	\$7,958,079	\$92,757,486	8.579%	\$59,668,640	\$1,177,951,261	5.065%	13.337%
Totals:		\$207,931,712	\$1,892,075,614	10.990%	\$1,784,655,672	\$21,741,579,528	8.208%	11.651%



2023 California Premium Distribution By Line



2023 Countrywide Premium Distribution By Line



2023 CALIFORNIA LIFE & ANNUITY MARKET SHARE REPORT

Premium Written During The Calendar Year

Sorted by Group Market Share

Source: NAIC Database

Active companies only

Rec #	Group #	Group Name NAIC # Company Name	[1] Life Insurance	[2] Annuity Considerations	[3] Accident and Health	[4] Deposit Type Contracts	[5] Other Considerations	[6] Total Premium Sum of [1] thru [5]	[7] Market Share
1	304	PRUDENTIAL OF AMER GRP							
		68241 Prudential Ins Co Of Amer	435,578,974	1,925,225,940	192,427,986	30,618,858	3,061,627,889	5,645,479,647	6.0863%
		79227 Pruco Life Ins Co	616,150,361	610,890,827	0	4,247,814	0	1,231,289,002	1.3274%
			1,051,729,335	2,536,116,767	192,427,986	34,866,672	3,061,627,889	6,876,768,649	7.4137%
2	4734	Apollo Global Mgmt Grp							
		61689 Athene Ann & Life Co	5,441,547	5,116,585,140	21,334	0	0	5,122,048,021	5.5220%
		80942 Venerable Ins & Ann Co	1,231,396	3,209,908	117	0	0	4,441,421	0.0048%
		61492 Athene Annuity & Life Assur Co	2,195,141	27,671	486,233	0	0	2,709,045	0.0029%
		68039 Athene Ann & Life Assur Co of NY	235,000	135,934	0	0	0	370,934	0.0004%
		9,103,084	5,119,958,653	507,684	0	0	5,129,569,421	5.5301%	
3	435	MASS MUT LIFE INS GRP							
		65935 Massachusetts Mut Life Ins Co	928,989,399	2,072,327,579	68,496,112	234,794,077	253,965,475	3,558,572,642	3.8364%
		63312 MassMutual Ascend Life Ins Co	4,300,706	932,757,639	15,440	508,105	0	937,581,890	1.0108%
		93432 CM Life Ins Co	20,139,096	31,279,098	0	0	0	51,418,194	0.0554%
		93661 Annuity Investors Life Ins Co	0	9,867,620	0	0	0	9,867,620	0.0106%
		70416 MML Bay State Life Ins Co	3,258,157	0	0	0	0	3,258,157	0.0035%
		67083 Manhattan Natl Life Ins Co	1,312,556	1,421	0	0	0	1,313,977	0.0014%
		957,999,914	3,046,233,357	68,511,552	235,302,182	253,965,475	4,562,012,480	4.9182%	
4	826	NEW YORK LIFE GRP							
		91596 New York Life Ins & Ann Corp	262,497,443	1,701,131,122	0	41,757,275	0	2,005,385,840	2.1620%
		66915 New York Life Ins Co	1,375,127,713	194,259,109	73,670,685	0	285,028,144	1,928,085,651	2.0786%
		65498 Life Ins Co Of N Amer	236,782,684	0	243,724,752	0	0	480,507,436	0.5180%
		81353 NYLife Ins Co Of AZ	6,802,533	0	0	0	0	6,802,533	0.0073%
		1,881,210,373	1,895,390,231	317,395,437	41,757,275	285,028,144	4,420,781,460	4.7660%	

2023 CALIFORNIA LIFE & ANNUITY MARKET SHARE REPORT

Premium Written During The Calendar Year

Sorted by Group Market Share

Source: NAIC Database

Active companies only

Rec #	Group #	Group Name NAIC # Company Name	[1] Life Insurance	[2] Annuity Considerations	[3] Accident and Health	[4] Deposit Type Contracts	[5] Other Considerations	[6] Total Premium Sum of [1] thru [5]	[7] Market Share
5	12	AMERICAN INTL GRP							
		60488 American Gen Life Ins Co	597,702,984	2,218,691,226	4,172,247	51,729,131	0	2,872,295,588	3.0966%
		70238 Variable Ann Life Ins Co	0	328,663,263	0	27,818,487	0	356,481,750	0.3843%
		70106 United States Life Ins Co in the Cit	2,294,613	5,709,174	1,104,282	0	0	9,108,069	0.0098%
			599,997,597	2,553,063,663	5,276,529	79,547,618	0	3,237,885,407	3.4907%
6	140	NATIONWIDE CORP GRP							
		66869 Nationwide Life Ins Co	318,844,023	1,428,472,628	24,626,553	0	0	1,771,943,204	1.9103%
		92657 Nationwide Life & Ann Ins Co	546,984,330	615,495,434	0	0	0	1,162,479,764	1.2532%
		64017 Jefferson Natl Life Ins Co	767,967	101,776,227	2,639	2,584,883	0	105,131,716	0.1133%
			866,596,320	2,145,744,289	24,629,192	2,584,883	0	3,039,554,684	3.2769%
7	1	CVS GRP							
		60054 Aetna Life Ins Co	3,073,187	1,725,339	2,961,738,427	7,070,987	0	2,973,607,940	3.2058%
		68500 Continental Life Ins Co Brentwood	42,173	0	14,012,774	0	0	14,054,947	0.0152%
			3,115,360	1,725,339	2,975,751,201	7,070,987	0	2,987,662,887	3.2209%
8	904	JOHN HANCOCK GRP							
		65838 John Hancock Life Ins Co USA	550,254,599	3,253,714	99,272,073	0	2,163,777,854	2,816,558,240	3.0365%
		93610 John Hancock Life & Hlth Ins Co	39,487	0	1,508,386	0	0	1,547,873	0.0017%
			550,294,086	3,253,714	100,780,459	0	2,163,777,854	2,818,106,113	3.0381%
9	241	METROPOLITAN GRP							
		65978 Metropolitan Life Ins Co	937,417,098	62,772,704	1,129,218,984	9,275,826	109,285,945	2,247,970,557	2.4235%
		97136 Metropolitan Tower Life Ins Co	23,824,823	455,944,502	332,963	-130,865	0	479,971,423	0.5174%
		62634 Delaware Amer Life Ins Co	78,672	0	472,527	0	0	551,199	0.0006%
			961,320,593	518,717,206	1,130,024,474	9,144,961	109,285,945	2,728,493,179	2.9415%

2023 CALIFORNIA LIFE & ANNUITY MARKET SHARE REPORT

Premium Written During The Calendar Year

Sorted by Group Market Share

Source: NAIC Database

Active companies only

Rec #	Group #	Group Name NAIC # Company Name	[1] Life Insurance	[2] Annuity Considerations	[3] Accident and Health	[4] Deposit Type Contracts	[5] Other Considerations	[6] Total Premium Sum of [1] thru [5]	[7] Market Share
10	761	ALLIANZ INS GRP 90611 Allianz Life Ins Co Of N Amer	293,644,757	2,273,774,672	8,719,592	0	0	2,576,139,021	2.7773%
			293,644,757	2,273,774,672	8,719,592	0	0	2,576,139,021	2.7773%
11	707	UNITEDHEALTH GRP							
		79413 UnitedHealthcare Ins Co	6,099,751	0	2,447,337,830	0	0	2,453,437,581	2.6450%
		91529 Unimerica Ins Co	2,168,098	0	49,492,472	0	0	51,660,570	0.0557%
		61832 Chesapeake Life Ins Co	4,277,181	100,068	25,791,077	0	0	30,168,326	0.0325%
		66087 Mid West Natl Life Ins Co Of TN	617,883	29,183	744,189	0	0	1,391,255	0.0015%
		98205 Natl Foundation Life Ins Co	25,437	0	459,040	0	0	484,477	0.0005%
		69647 Optum Ins of OH Inc	82,649	335	0	57,896	0	140,880	0.0002%
			13,270,999	129,586	2,523,824,608	57,896	0	2,537,283,089	2.7354%
12	20	LINCOLN NATL GRP							
		65676 Lincoln Natl Life Ins Co	800,658,640	1,251,541,134	400,535,831	0	0	2,452,735,605	2.6442%
		67652 First Penn Pacific Life Ins Co	11,964,031	0	3,902	0	0	11,967,933	0.0129%
		62057 Lincoln Life & Ann Co of NY	1,688,864	3,626,885	1,741,428	0	0	7,057,177	0.0076%
			814,311,535	1,255,168,019	402,281,161	0	0	2,471,760,715	2.6648%
13	709	PACIFIC LIFE GRP							
		67466 Pacific Life Ins Co	671,705,386	1,622,601,967	0	68,210,328	0	2,362,517,681	2.5470%
		97268 Pacific Life & Ann Co	794,043	7,497,314	0	0	0	8,291,357	0.0089%
			672,499,429	1,630,099,281	0	68,210,328	0	2,370,809,038	2.5559%
14	468	Aegon US Holding Grp							
		86231 Transamerica Life Ins Co	1,101,416,598	154,518,429	122,156,442	229,632	488,543,961	1,866,865,062	2.0126%
		70688 Transamerica Financial Life Ins Co	1,120,910	3,896,180	228,042	0	362,163,955	367,409,087	0.3961%
			1,102,537,508	158,414,609	122,384,484	229,632	850,707,916	2,234,274,149	2.4087%

2023 CALIFORNIA LIFE & ANNUITY MARKET SHARE REPORT

Premium Written During The Calendar Year

Sorted by Group Market Share

Source: NAIC Database

Active companies only

Rec #	Group #	Group Name NAIC # Company Name	[1] Life Insurance	[2] Annuity Considerations	[3] Accident and Health	[4] Deposit Type Contracts	[5] Other Considerations	[6] Total Premium Sum of [1] thru [5]	[7] Market Share
15	901	CIGNA HLTH GRP							
		67369 Cigna Hlth & Life Ins Co	15,932	0	2,057,714,434	36,682	0	2,057,767,048	2.2184%
		65722 Loyal Amer Life Ins Co	176,045	288,963	34,401,459	1,466	0	34,867,933	0.0376%
		62308 Connecticut Gen Life Ins Co	19,655,328	0	4,804,904	17,640	0	24,477,872	0.0264%
		88366 American Retirement Life Ins Co	0	0	882,283	0	0	882,283	0.0010%
		77399 Sterling Life Ins Co	6,606	0	395,131	0	0	401,737	0.0004%
		67903 Provident Amer Life & Hlth Ins Co	1,507	0	17,209	0	0	18,716	0.0000%
			19,855,418	288,963	2,098,215,420	55,788	0	2,118,415,589	2.2838%
16	4965	Equitable Holdings Inc Grp							
		78077 Equitable Financial Life Ins Co of A	94,392,587	1,030,283,808	13,381,563	0	0	1,138,057,958	1.2269%
		62944 Equitable Financial Life Ins Co	190,172,621	752,001,059	2,091,368	0	29,681,870	973,946,918	1.0500%
		62880 Equitable Financial Life & Ann Co	1,196,250	0	0	0	0	1,196,250	0.0013%
			285,761,458	1,782,284,867	15,472,931	0	29,681,870	2,113,201,126	2.2782%
17	671	Elevance Hlth Inc Grp							
		62825 Anthem Blue Cross Life & Hlth Ins Co	64,619,364	0	1,844,747,517	0	0	1,909,366,881	2.0585%
		61069 Anthem Life Ins Co	6,787,324	0	23,206,819	0	0	29,994,143	0.0323%
			71,406,688	0	1,867,954,336	0	0	1,939,361,024	2.0908%
18	4832	Voya Financial Grp							
		86509 Voya Retirement Ins & Ann Co	5,209,018	1,163,504,902	-738	2,184,282	101,442,036	1,272,339,500	1.3717%
		67105 Reliastar Life Ins Co	167,694,185	16,297,183	297,064,647	89,001	0	481,145,016	0.5187%
		61360 Reliastar Life Ins Co Of NY	2,151,228	2,400	3,332,077	0	0	5,485,705	0.0059%
			175,054,431	1,179,804,485	300,395,986	2,273,283	101,442,036	1,758,970,221	1.8963%

2023 CALIFORNIA LIFE & ANNUITY MARKET SHARE REPORT

Premium Written During The Calendar Year

Sorted by Group Market Share

Source: NAIC Database

Active companies only

Rec #	Group #	Group Name NAIC # Company Name	[1] Life Insurance	[2] Annuity Considerations	[3] Accident and Health	[4] Deposit Type Contracts	[5] Other Considerations	[6] Total Premium Sum of [1] thru [5]	[7] Market Share
19	332	PRINCIPAL FIN GRP							
		61271 Principal Life Ins Co	115,335,899	215,394,211	325,890,356	953,673,631	14,335	1,610,308,432	1.7360%
		71161 Principal Natl Life Ins Co	131,952,737	0	0	0	0	131,952,737	0.1423%
			247,288,636	215,394,211	325,890,356	953,673,631	14,335	1,742,261,169	1.8783%
20	1216	TIAA FAMILY GRP							
		69345 Teachers Ins & Ann Assoc Of Amer	9,894,711	782,970,123	544,171	329,970,092	0	1,123,379,097	1.2111%
		60142 TIAA Cref Life Ins Co	18,272,699	7,138,421	265,833	405,201,194	0	430,878,147	0.4645%
			28,167,410	790,108,544	810,004	735,171,286	0	1,554,257,244	1.6756%
21	431	Sammons Enterprises Grp							
		66044 Midland Natl Life Ins Co	138,987,778	694,374,571	515	838,653	0	834,201,517	0.8993%
		66974 North Amer Co Life & Hlth Ins	120,584,666	540,752,068	18	231,440	0	661,568,192	0.7132%
			259,572,444	1,235,126,639	533	1,070,093	0	1,495,769,709	1.6126%
22	3891	Global Atlantic Grp							
		91642 Forethought Life Ins Co	54,026,492	1,248,161,717	4,184,020	4,652,816	0	1,311,025,045	1.4134%
		62200 Accordia Life & Ann Co	141,340,969	0	0	0	0	141,340,969	0.1524%
		84824 Commonwealth Ann & Life Ins Co	2,153,125	2,520,769	372	514,969	0	5,189,235	0.0056%
		69140 First Allmerica Fin Life Ins Co	563,496	11,362	93	0	0	574,951	0.0006%
			198,084,082	1,250,693,848	4,184,485	5,167,785	0	1,458,130,200	1.5720%
23	634	National Life GRP							
		65528 Life Ins Co Of The Southwest	718,001,616	683,472,050	400	123,619	0	1,401,597,685	1.5110%
		66680 National Life Ins Co	38,088,584	946,199	827,683	0	0	39,862,466	0.0430%
			756,090,200	684,418,249	828,083	123,619	0	1,441,460,151	1.5540%

2023 CALIFORNIA LIFE & ANNUITY MARKET SHARE REPORT

Premium Written During The Calendar Year

Sorted by Group Market Share

Source: NAIC Database

Active companies only

Rec #	Group #	Group Name NAIC # Company Name	[1] Life Insurance	[2] Annuity Considerations	[3] Accident and Health	[4] Deposit Type Contracts	[5] Other Considerations	[6] Total Premium Sum of [1] thru [5]	[7] Market Share
24	429	GUARDIAN LIFE GRP							
		64246 Guardian Life Ins Co Of Amer	360,511,406	937,059	682,966,756	0	0	1,044,415,221	1.1260%
		78778 Guardian Ins & Ann Co Inc	7,999,182	300,736,508	0	1,522,882	225,147	310,483,719	0.3347%
		71714 Berkshire Life Ins Co of Amer	429,061	0	64,442,783	0	0	64,871,844	0.0699%
		60003 Park Avenue Life Ins Co	138,228	0	0	0	0	138,228	0.0001%
		74004 Family Serv Life Ins Co	553	0	0	0	0	553	0.0000%
			369,078,430	301,673,567	747,409,539	1,522,882	225,147	1,419,909,565	1.5308%
25	4855	Sumitomo Life Ins Grp							
		68608 Symetra Life Ins Co	123,675,212	1,122,194,344	98,912,969	6,399,691	0	1,351,182,216	1.4567%
		90581 Symetra Natl Life Ins Co	11,396	0	0	0	0	11,396	0.0000%
			123,686,608	1,122,194,344	98,912,969	6,399,691	0	1,351,193,612	1.4567%
26	860	NORTHWESTERN MUT GRP							
		67091 Northwestern Mut Life Ins Co	1,031,368,901	109,583,246	107,286,404	2,708,638	0	1,250,947,189	1.3486%
		69000 Northwestern Long Term Care Ins Co	0	0	53,194,620	0	0	53,194,620	0.0573%
			1,031,368,901	109,583,246	160,481,024	2,708,638	0	1,304,141,809	1.4060%
27	836	WEST SOUTHERN GRP							
		92622 Western Southern Life Assur Co	10,709,339	953,217,603	0	8,994,199	0	972,921,141	1.0489%
		65242 Lafayette Life Ins Co	52,667,671	16,720,214	8,590	1,750,528	0	71,147,003	0.0767%
		70939 Gerber Life Ins Co	45,429,394	0	17,347,425	0	0	62,776,819	0.0677%
		99937 Columbus Life Ins Co	56,708,515	2,550,273	0	165,100	0	59,423,888	0.0641%
		74780 Integrity Life Ins Co	7,880	32,835,421	0	1,392,378	0	34,235,679	0.0369%
		70483 Western & Southern Life Ins Co	10,091,819	231	658,468	0	0	10,750,518	0.0116%
			175,614,618	1,005,323,742	18,014,483	12,302,205	0	1,211,255,048	1.3058%

2023 CALIFORNIA LIFE & ANNUITY MARKET SHARE REPORT

Premium Written During The Calendar Year

Sorted by Group Market Share

Source: NAIC Database

Active companies only

Rec #	Group #	Group Name NAIC # Company Name	[1] Life Insurance	[2] Annuity Considerations	[3] Accident and Health	[4] Deposit Type Contracts	[5] Other Considerations	[6] Total Premium Sum of [1] thru [5]	[7] Market Share
28	918	JACKSON NATL GRP 65056 Jackson Natl Life Ins Co	58,233,864	1,133,065,621	1,541,902	1,000,000	0	1,193,841,387	1.2871%
			58,233,864	1,133,065,621	1,541,902	1,000,000	0	1,193,841,387	1.2871%
29	4932	Bighthouse Holdings Grp 87726 Bighthouse Life Ins Co 91626 New England Life Ins Co	176,747,491	948,245,989	9,935,562	820,513	31,020	1,135,780,575	1.2245%
			8,396,024	495,251	35,623	0	0	8,926,898	0.0096%
			185,143,515	948,741,240	9,971,185	820,513	31,020	1,144,707,473	1.2341%
30	670	Fidelity Natl Fin Inc GRP 63274 Fidelity & Guar Life Ins Co	162,287,853	930,342,657	0	0	0	1,092,630,510	1.1779%
			162,287,853	930,342,657	0	0	0	1,092,630,510	1.1779%
31	1348	Meiji Yasuda Life Ins Grp 69019 Standard Ins Co 64343 Pacific Guardian Life Ins Co Ltd	159,962,068	146,113,336	334,188,459	408,345	293,160,221	933,832,429	1.0067%
			7,590,397	20,040,958	16	161,219	0	27,792,590	0.0300%
			167,552,465	166,154,294	334,188,475	569,564	293,160,221	961,625,019	1.0367%
32	565	UNUM GRP 62235 Unum Life Ins Co Of Amer 62049 Colonial Life & Accident Ins Co 68195 Provident Life & Accident Ins Co 67601 Unum Ins Co 68985 Starmount Life Ins Co 67598 Paul Revere Life Ins Co	159,922,336	498	409,528,691	18,000	0	569,469,525	0.6139%
			39,864,834	0	130,770,273	0	0	170,635,107	0.1840%
			18,432,315	0	98,714,670	0	0	117,146,985	0.1263%
			120,674	0	25,326,132	1,165,190	0	26,611,996	0.0287%
			68,462	0	23,103,388	0	0	23,171,850	0.0250%
			328,008	0	8,907,308	0	0	9,235,316	0.0100%
			218,736,629	498	696,350,462	1,183,190	0	916,270,779	0.9878%

2023 CALIFORNIA LIFE & ANNUITY MARKET SHARE REPORT

Premium Written During The Calendar Year

Sorted by Group Market Share

Source: NAIC Database

Active companies only

Rec #	Group #	Group Name NAIC # Company Name	[1] Life Insurance	[2] Annuity Considerations	[3] Accident and Health	[4] Deposit Type Contracts	[5] Other Considerations	[6] Total Premium Sum of [1] thru [5]	[7] Market Share
33	869	MINNESOTA MUT GRP							
		66168 Minnesota Life Ins Co	321,517,265	53,642,810	37,179,223	24,883,958	237,233,459	674,456,715	0.7271%
		93742 Securian Life Ins Co	196,952,453	6,155,230	25,128,766	0	0	228,236,449	0.2461%
			518,469,718	59,798,040	62,307,989	24,883,958	237,233,459	902,693,164	0.9732%
34	261	MUTUAL OF OMAHA GRP							
		69868 United Of Omaha Life Ins Co	277,975,815	218,589,806	124,637,750	82,111,957	57,636	703,372,964	0.7583%
		71412 Mutual Of Omaha Ins Co	0	0	86,826,012	0	0	86,826,012	0.0936%
		72850 United World Life Ins Co	55,736	0	31,006,417	0	0	31,062,153	0.0335%
			13100 Omaha Ins Co	0	0	1,465,089	0	1,465,089	0.0016%
			278,031,551	218,589,806	243,935,268	82,111,957	57,636	822,726,218	0.8870%
35	200	UNITED SERV AUTOMOBILE ASSN GRP							
		69663 USAA Life Ins Co	108,117,654	646,358,196	53,491,389	5,943,419	0	813,910,658	0.8775%
			108,117,654	646,358,196	53,491,389	5,943,419	0	813,910,658	0.8775%
36	4890	SBL Holdings Grp							
		68675 Security Benefit Life Ins Co	984,586	662,863,005	0	0	0	663,847,591	0.7157%
		97241 Everly Life Ins Co	45,102	515	0	0	0	45,617	0.0000%
			1,029,688	662,863,520	0	0	663,893,208	0.7157%	
37	619	OneAmerica Fin Partners Grp							
		60895 American United Life Ins Co	51,344,463	478,352,391	86,945	130,753	0	529,914,552	0.5713%
		69116 State Life Ins Co	95,421,850	18,830,928	2,751,292	234,709	0	117,238,779	0.1264%
		67911 Pioneer Mut Life Ins Co	3,140,186	15,527	0	0	0	3,155,713	0.0034%
			149,906,499	497,198,846	2,838,237	365,462	0	650,309,044	0.7011%

2023 CALIFORNIA LIFE & ANNUITY MARKET SHARE REPORT

Premium Written During The Calendar Year

Sorted by Group Market Share

Source: NAIC Database

Active companies only

Rec #	Group #	Group Name NAIC # Company Name	[1] Life Insurance	[2] Annuity Considerations	[3] Accident and Health	[4] Deposit Type Contracts	[5] Other Considerations	[6] Total Premium Sum of [1] thru [5]	[7] Market Share
38	176	STATE FARM GRP 69108 State Farm Life Ins Co	573,534,743	12,539,222	0	17	0	586,073,982	0.6318%
			573,534,743	12,539,222	0	17	0	586,073,982	0.6318%
39	769	GREAT WEST GRP							
		68322 Empower Ann Ins Co of Amer	9,107,098	17,349,879	365,606	27,776,884	265,855,976	320,455,443	0.3455%
		93629 Empower Ann Ins Co	0	-8,689	0	228,566,354	13,593,974	242,151,639	0.2611%
		80659 US Business of Canada Life Assur Co	5,784,813	0	146,504	0	0	5,931,317	0.0064%
			14,891,911	17,341,190	512,110	256,343,238	279,449,950	568,538,399	0.6129%
40	2658	American Equity Investment Grp							
		92738 American Equity Invest Life Ins Co	7,351	465,433,541	0	0	0	465,440,892	0.5018%
		13183 Eagle Life Ins Co	0	86,056,291	0	0	0	86,056,291	0.0928%
		71323 Entrada Life Ins Co	787	0	0	0	0	787	0.0000%
			8,138	551,489,832	0	0	0	551,497,970	0.5946%
41	4853	AAA Life Grp							
		71854 AAA Life Ins Co	356,642,010	176,301,216	16,517,633	1,622,832	0	551,083,691	0.5941%
			356,642,010	176,301,216	16,517,633	1,622,832	0	551,083,691	0.5941%
42	458	Dai-ichi Life Holdings Inc Grp							
		68136 Protective Life Ins Co	338,925,148	126,669,785	5,950,582	2,771,282	0	474,316,797	0.5114%
		70335 West Coast Life Ins Co	50,647,520	36,278	290	0	0	50,684,088	0.0546%
		66370 Mony Life Ins Co	7,030,698	3,600	877,109	0	0	7,911,407	0.0085%
		88536 Protective Life & Annuity Ins Co	190,727	0	7,965	0	0	198,692	0.0002%
			396,794,093	126,709,663	6,835,946	2,771,282	0	533,110,984	0.5747%

2023 CALIFORNIA LIFE & ANNUITY MARKET SHARE REPORT

Premium Written During The Calendar Year

Sorted by Group Market Share

Source: NAIC Database

Active companies only

Rec #	Group #	Group Name NAIC # Company Name	[1] Life Insurance	[2] Annuity Considerations	[3] Accident and Health	[4] Deposit Type Contracts	[5] Other Considerations	[6] Total Premium Sum of [1] thru [5]	[7] Market Share
43	408	Brookfield Reins Ltd Grp							
		60739 American Natl Ins Co	116,741,532	401,686,548	666,436	4,427,598	0	523,522,114	0.5644%
		71773 American Natl Life Ins Co Of TX	186,528	0	2,640,402	0	0	2,826,930	0.0030%
		63657 Garden State Life Ins Co	967,525	0	163,896	0	0	1,131,421	0.0012%
			117,895,585	401,686,548	3,470,734	4,427,598	0	527,480,465	0.5687%
44	4750	Primerica Grp							
		65919 Primerica Life Ins Co	523,529,083	35,041	12,256	1,294,330	0	524,870,710	0.5659%
		61409 National Benefit Life Ins Co	1,059,803	0	48,048	1,012	0	1,108,863	0.0012%
			524,588,886	35,041	60,304	1,295,342	0	525,979,573	0.5670%
45	4794	Group 1001 Ins Holdings Grp							
		79065 Delaware Life Ins Co	2,963,239	482,426,161	0	0	0	485,389,400	0.5233%
		83607 Clear Spring Life & Ann Co	14,184	40,302,716	0	33,444	0	40,350,344	0.0435%
		15691 Gainbridge Life Ins Co	0	214,000	0	0	0	214,000	0.0002%
			2,977,423	522,942,877	0	33,444	0	525,953,744	0.5670%
46	4	Ameriprise Fin Grp							
		65005 RiverSource Life Ins Co	121,199,205	364,283,134	22,875,460	2,296,089	0	510,653,888	0.5505%
			121,199,205	364,283,134	22,875,460	2,296,089	0	510,653,888	0.5505%
47	91	HARTFORD FIRE & CAS GRP							
		70815 Hartford Life & Accident Ins Co	189,073,036	0	287,866,013	0	0	476,939,049	0.5142%
			189,073,036	0	287,866,013	0	0	476,939,049	0.5142%

2023 CALIFORNIA LIFE & ANNUITY MARKET SHARE REPORT

Premium Written During The Calendar Year

Sorted by Group Market Share

Source: NAIC Database

Active companies only

Rec #	Group #	Group Name NAIC # Company Name	[1] Life Insurance	[2] Annuity Considerations	[3] Accident and Health	[4] Deposit Type Contracts	[5] Other Considerations	[6] Total Premium Sum of [1] thru [5]	[7] Market Share
48	370	AFLAC Grp							
		60380 American Family Life Assur Co of Col	26,842,291	0	319,215,790	0	0	346,058,081	0.3731%
		71730 Continental Amer Ins Co	13,622,550	0	101,740,396	0	0	115,362,946	0.1244%
		92908 Tier One Ins Co	26,920	0	3,184,893	0	0	3,211,813	0.0035%
			40,491,761	0	424,141,079	0	0	464,632,840	0.5009%
49	943	Ameritas Mut Holding GRP							
		61301 Ameritas Life Ins Corp	105,464,322	206,807,881	131,207,694	8,063,345	0	451,543,242	0.4868%
			105,464,322	206,807,881	131,207,694	8,063,345	0	451,543,242	0.4868%
50	306	TruStage GRP							
		67989 American Memorial Life Ins Co	199,874,709	331,226	0	8	0	200,205,943	0.2158%
		62626 CMFG Life Ins Co	53,481,039	31,489,997	44,439,156	170,758	32,593,912	162,174,862	0.1748%
		86126 Members Life Ins Co	2,365,713	65,088,456	0	73,879	0	67,528,048	0.0728%
		70408 Union Security Ins Co	6,103,542	1,516,355	2,598,751	0	0	10,218,648	0.0110%
			261,825,003	98,426,034	47,037,907	244,645	32,593,912	440,127,501	0.4745%
51	330	AMERICAN FIDELITY CORP GRP							
		60410 American Fidelity Assur Co	64,956,752	126,801,797	240,563,874	0	0	432,322,423	0.4661%
		60801 American Public Life Ins Co	29,968	0	4,002,845	0	0	4,032,813	0.0043%
			64,986,720	126,801,797	244,566,719	0	0	436,355,236	0.4704%
52	212	ZURICH INS GRP							
		63177 Farmers New World Life Ins Co	362,999,314	4,370,945	5,811,297	4,351,319	0	377,532,875	0.4070%
		90557 Zurich Amer Life Ins Co	22,171,680	18,425,375	2,645,931	0	0	43,242,986	0.0466%
		80896 Centre Life Ins Co	0	0	1,078,201	0	0	1,078,201	0.0012%
			385,170,994	22,796,320	9,535,429	4,351,319	0	421,854,062	0.4548%

2023 CALIFORNIA LIFE & ANNUITY MARKET SHARE REPORT

Premium Written During The Calendar Year

Sorted by Group Market Share

Source: NAIC Database

Active companies only

Rec #	Group #	Group Name NAIC # Company Name	[1] Life Insurance	[2] Annuity Considerations	[3] Accident and Health	[4] Deposit Type Contracts	[5] Other Considerations	[6] Total Premium Sum of [1] thru [5]	[7] Market Share
53	3098	Tokio Marine Holdings Inc GRP							
		68381 Reliance Standard Life Ins Co	57,013,364	132,117,922	117,159,571	0	0	306,290,857	0.3302%
		92711 HCC Life Ins Co	454,301	3,600	109,188,085	0	0	109,645,986	0.1182%
		69078 Standard Security Life Ins Co Of NY	3,917	0	46,524	0	0	50,441	0.0001%
			57,471,582	132,121,522	226,394,180	0	0	415,987,284	0.4485%
54	549	Sun Life Financial Inc Grp							
		80802 US Br Sun Life Assur Co of Canada	83,465,788	0	300,537,085	0	0	384,002,873	0.4140%
		80926 Sun Life & Hlth Ins Co	5,910,147	0	716,415	0	0	6,626,562	0.0071%
		64602 Independence Life & Ann Co	0	0	3,025,079	0	0	3,025,079	0.0033%
		68047 Professional Ins Co	15,979	0	735,536	0	0	751,515	0.0008%
			89,391,914	0	305,014,115	0	0	394,406,029	0.4252%
55	4011	Genworth Fin Grp							
		70025 Genworth Life Ins Co	25,344,453	290,934	263,914,437	0	0	289,549,824	0.3122%
		65536 Genworth Life & Ann Ins Co	102,212,555	1,166,941	635,447	0	0	104,014,943	0.1121%
			127,557,008	1,457,875	264,549,884	0	0	393,564,767	0.4243%
56	4925	Kuvare Grp							
		65595 Lincoln Benefit Life Co	127,914,421	2,193,963	10,244,995	2,290,520	0	142,643,899	0.1538%
		64238 Guaranty Income Life Ins Co	943	139,799,560	0	0	0	139,800,503	0.1507%
		69973 United Life Ins Co	5,241,585	56,886,068	1,908	43,945	0	62,173,506	0.0670%
			133,156,949	198,879,591	10,246,903	2,334,465	0	344,617,908	0.3715%
57	850	PENN MUT GRP							
		67644 Penn Mut Life Ins Co	164,989,106	54,056,898	256,038	9,872,668	0	229,174,710	0.2471%
		93262 Penn Ins & Ann Co	84,955,836	2,088,793	0	0	0	87,044,629	0.0938%
		68632 Vantis Life Ins Co	430,516	0	0	0	0	430,516	0.0005%
			250,375,458	56,145,691	256,038	9,872,668	0	316,649,855	0.3414%

2023 CALIFORNIA LIFE & ANNUITY MARKET SHARE REPORT

Premium Written During The Calendar Year

Sorted by Group Market Share

Source: NAIC Database

Active companies only

Rec #	Group #	Group Name NAIC # Company Name	[1] Life Insurance	[2] Annuity Considerations	[3] Accident and Health	[4] Deposit Type Contracts	[5] Other Considerations	[6] Total Premium Sum of [1] thru [5]	[7] Market Share
58	4926	Talcott Holdings Grp							
		88072 Talcott Resolution Life Ins Co	4,689,382	19,005,969	633,204	119,364,333	81,713,316	225,406,204	0.2430%
		71153 Talcott Resolution Life & Ann Ins Co	73,562,005	12,110,273	7,899	0	1,155,382	86,835,559	0.0936%
			78,251,387	31,116,242	641,103	119,364,333	82,868,698	312,241,763	0.3366%
59	1295	CENTENE CORP GRP							
		66141 Health Net Life Ins Co	742,871	0	310,538,284	0	0	311,281,155	0.3356%
			742,871	0	310,538,284	0	0	311,281,155	0.3356%
60	290	Globe Life Inc Grp							
		60577 American Income Life Ins Co	166,358,744	0	11,509,863	0	0	177,868,607	0.1918%
		91472 Globe Life & Accident Ins Co	59,521,604	0	3,234,199	0	0	62,755,803	0.0677%
		92916 United Amer Ins Company	373,623	326,832	50,793,363	0	0	51,493,818	0.0555%
		77968 Family Heritage Life Ins Co Of Amer	75,763	0	8,049,858	0	0	8,125,621	0.0088%
		65331 Liberty Natl Life Ins Co	4,938,848	665	184,963	0	0	5,124,476	0.0055%
			231,268,582	327,497	73,772,246	0	0	305,368,325	0.3292%
61	4824	Advantage Capital Grp							
		68802 Sentinel Security Life Ins Co	2,252,555	276,545,680	88,518	0	0	278,886,753	0.3007%
			2,252,555	276,545,680	88,518	0	0	278,886,753	0.3007%
62	62510	Equitrust Life Ins Co							
		62510 Equitrust Life Ins Co	97,677	265,522,565	0	3,351,094	0	268,971,336	0.2900%
			97,677	265,522,565	0	3,351,094	0	268,971,336	0.2900%
63	872	BANNER LIFE GRP							
		94250 Banner Life Ins Co	143,200,466	97,928,186	1,225,506	0	0	242,354,158	0.2613%
			143,200,466	97,928,186	1,225,506	0	0	242,354,158	0.2613%

2023 CALIFORNIA LIFE & ANNUITY MARKET SHARE REPORT

Premium Written During The Calendar Year

Sorted by Group Market Share

Source: NAIC Database

Active companies only

Rec #	Group #	Group Name NAIC # Company Name	[1] Life Insurance	[2] Annuity Considerations	[3] Accident and Health	[4] Deposit Type Contracts	[5] Other Considerations	[6] Total Premium Sum of [1] thru [5]	[7] Market Share
64	233	CNO Financial Grp							
		61263 Bankers Life & Cas Co	38,365,579	60,128,588	32,027,617	0	0	130,521,784	0.1407%
		62065 Colonial Penn Life Ins Co	28,438,656	0	15,547,767	0	0	43,986,423	0.0474%
		70319 Washington Natl Ins Co	6,386,846	247,016	27,132,712	0	0	33,766,574	0.0364%
			73,191,081	60,375,604	74,708,096	0	0	208,274,781	0.2245%
65	2798	Blue Shield of CA Grp							
		61557 Blue Shield of CA Life & Hlth Ins Co	9,973,366	0	175,968,636	0	0	185,942,002	0.2005%
			9,973,366	0	175,968,636	0	0	185,942,002	0.2005%
66	373	Mutual of America Grp							
		88668 Mutual Of Amer Life Ins Co	291,610	1,001,832	118,355	756,149	174,307,503	176,475,449	0.1903%
			291,610	1,001,832	118,355	756,149	174,307,503	176,475,449	0.1903%
67	1211	NATIONAL GUARDIAN LIFE INS GRP							
		66583 National Guardian Life Ins Co	117,881,826	5,907,443	51,483,703	548,220	0	175,821,192	0.1895%
			117,881,826	5,907,443	51,483,703	548,220	0	175,821,192	0.1895%
68	981	FIDELITY INVESTMENT INS & ANN GRP							
		93696 Fidelity Investments Life Ins Co	1,725,757	160,671,421	0	0	0	162,397,178	0.1751%
			1,725,757	160,671,421	0	0	0	162,397,178	0.1751%
69	449	FINANCIAL HOLDINGS GRP							
		61999 Americo Fin Life & Ann Ins Co	38,216,422	111,544,947	144,583	146,664	0	150,052,616	0.1618%
		90212 Great Southern Life Ins Co	3,326,256	220,213	118,109	17,355	0	3,681,933	0.0040%
		63487 Investors Life Ins Co N Amer	946,940	0	0	0	0	946,940	0.0010%
		66540 National Farmers Union Life Ins Co	316,377	104	0	0	0	316,481	0.0003%
		87645 United Fidelity Life Ins Co	243,728	5,531	0	1,063	0	250,322	0.0003%
			43,049,723	111,770,795	262,692	165,082	0	155,248,292	0.1674%

2023 CALIFORNIA LIFE & ANNUITY MARKET SHARE REPORT

Premium Written During The Calendar Year

Sorted by Group Market Share

Source: NAIC Database

Active companies only

Rec #	Group #	Group Name NAIC # Company Name	[1] Life Insurance	[2] Annuity Considerations	[3] Accident and Health	[4] Deposit Type Contracts	[5] Other Considerations	[6] Total Premium Sum of [1] thru [5]	[7] Market Share
70	65927	Lincoln Heritage Life Ins Co							
	65927	Lincoln Heritage Life Ins Co	121,687,649	2,310	138,758	0	0	121,828,717	0.1313%
			121,687,649	2,310	138,758	0	0	121,828,717	0.1313%
71	169	SENTRY INS GRP							
	68810	Sentry Life Ins Co	2,115,251	111,918,933	0	0	0	114,034,184	0.1229%
			2,115,251	111,918,933	0	0	0	114,034,184	0.1229%
72	4736	GGC Grp							
	93734	Nassau Life & Ann Co	564,273	82,682,509	1,300,870	0	0	84,547,652	0.0911%
	93548	PHL Variable Ins Co	13,913,092	279,597	0	0	0	14,192,689	0.0153%
	67814	Nassau Life Ins Co	14,019,174	84,332	15,894	0	0	14,119,400	0.0152%
	68284	Nassau Life Ins Co of KS	13,786	0	24,096	0	0	37,882	0.0000%
			28,510,325	83,046,438	1,340,860	0	0	112,897,623	0.1217%
73	4992	Resolution Life US Holdings Grp							
	68713	Security Life Of Denver Ins Co	101,073,017	30	0	0	0	101,073,047	0.1090%
	66109	Midwestern United Life Ins Co	213,622	0	0	0	0	213,622	0.0002%
			101,286,639	30	0	0	0	101,286,669	0.1092%
74	5063	AXL Wealth Acquisition Grp							
	60232	Axcelus Financial Life Ins Co	676	95,170,720	0	0	0	95,171,396	0.1026%
			676	95,170,720	0	0	0	95,171,396	0.1026%
75	276	Trustmark Mut Holding Co GRP							
	61425	Trustmark Ins Co	72,543,532	2,745	12,520,178	0	0	85,066,455	0.0917%
	62863	Trustmark Life Ins Co	286,765	0	6,187,397	0	0	6,474,162	0.0070%
			72,830,297	2,745	18,707,575	0	0	91,540,617	0.0987%

2023 CALIFORNIA LIFE & ANNUITY MARKET SHARE REPORT

Premium Written During The Calendar Year

Sorted by Group Market Share

Source: NAIC Database

Active companies only

Rec #	Group #	Group Name NAIC # Company Name	[1] Life Insurance	[2] Annuity Considerations	[3] Accident and Health	[4] Deposit Type Contracts	[5] Other Considerations	[6] Total Premium Sum of [1] thru [5]	[7] Market Share
76	5014	Everlake Holdings Grp							
		70866 Everlake Assur Co	43,689,088	0	0	0	0	43,689,088	0.0471%
		60186 Everlake Life Ins Co	41,533,040	474,752	1,469,615	0	0	43,477,407	0.0469%
			85,222,128	474,752	1,469,615	0	0	87,166,495	0.0940%
77	4947	Prosperity Life Ins Grp							
		60183 S USA Life Ins Co Inc	4,582,484	80,429,161	31,780	0	0	85,043,425	0.0917%
			4,582,484	80,429,161	31,780	0	0	85,043,425	0.0917%
78	451	FIDELITY SECURITY GRP							
		71870 Fidelity Security Life Ins Co	5,773,403	186,583	76,280,139	0	0	82,240,125	0.0887%
			5,773,403	186,583	76,280,139	0	0	82,240,125	0.0887%
79	5016	Aquarian Ins Holdings Grp							
		64904 Investors Heritage Life Ins Co	24,001	79,461,631	0	0	0	79,485,632	0.0857%
			24,001	79,461,631	0	0	0	79,485,632	0.0857%
80	525	PAN AMER LIFE GRP							
		67539 Pan Amer Life Ins Co	22,265,669	22,872	49,726,153	0	0	72,014,694	0.0776%
		93459 Pan Amer Assur Co	2,547,181	0	0	0	0	2,547,181	0.0027%
			24,812,850	22,872	49,726,153	0	0	74,561,875	0.0804%
81	704	Constellation Ins Holdings Grp							
		89206 Augustar Life Assur Corp	37,015,452	0	1,035,954	0	0	38,051,406	0.0410%
		67172 Augustar Life Ins Co	25,490,557	5,463,747	509,916	77,227	2,620,192	34,161,639	0.0368%
			62,506,009	5,463,747	1,545,870	77,227	2,620,192	72,213,045	0.0779%

2023 CALIFORNIA LIFE & ANNUITY MARKET SHARE REPORT

Premium Written During The Calendar Year

Sorted by Group Market Share

Source: NAIC Database

Active companies only

Rec #	Group #	Group Name NAIC # Company Name	[1] Life Insurance	[2] Annuity Considerations	[3] Accident and Health	[4] Deposit Type Contracts	[5] Other Considerations	[6] Total Premium Sum of [1] thru [5]	[7] Market Share
82	4213	Wilton Re Grp							
		69396 Texas Life Ins Co	46,782,453	0	0	0	0	46,782,453	0.0504%
		62413 Wilcac Life Ins Co	22,692,388	14,409	730,771	760,119	0	24,197,687	0.0261%
		60704 Wilton Reassur Life Co of NY	979,149	4,875	20,654	0	0	1,004,678	0.0011%
			70,453,990	19,284	751,425	760,119	0	71,984,818	0.0776%
83	300	HORACE MANN GRP							
		87963 National Teachers Assoc Life Ins Co	407,264	0	34,089,414	0	0	34,496,678	0.0372%
		64513 Horace Mann Life Ins Co	8,979,466	21,473,462	7,234	0	0	30,460,162	0.0328%
		65781 Madison Natl Life Ins Co Inc	362,140	355,020	2,843,858	0	0	3,561,018	0.0038%
			9,748,870	21,828,482	36,940,506	0	0	68,517,858	0.0739%
84	315	INDUSTRIAL ALLIANCE GRP							
		91693 IA Amer Life Ins Co	25,355,995	4,181,594	5,183	0	0	29,542,772	0.0318%
		68594 American Amicable Life Ins Co Of TX	18,370,856	891,778	0	0	0	19,262,634	0.0208%
		67148 Occidental Life Ins Co Of NC	4,067,742	1,692,797	0	0	0	5,760,539	0.0062%
		67873 Pioneer Amer Ins Co	4,432,264	351,429	0	0	0	4,783,693	0.0052%
		14406 Industrial Alliance Ins & Fin Serv I	3,242,480	1,402,838	0	0	0	4,645,318	0.0050%
		67946 Pioneer Security Life Ins Co	981,431	845	0	0	0	982,276	0.0011%
			56,450,768	8,521,281	5,183	0	0	64,977,232	0.0701%
85	4888	Sterling Financial Ins Grp Inc							
		62952 SILAC Ins Co	21,925	62,425,049	641,507	860,345	0	63,948,826	0.0689%
		89184 Sterling Investors Life Ins Co	162,729	300	43,635	0	0	206,664	0.0002%
			184,654	62,425,349	685,142	860,345	0	64,155,490	0.0692%

2023 CALIFORNIA LIFE & ANNUITY MARKET SHARE REPORT

Premium Written During The Calendar Year

Sorted by Group Market Share

Source: NAIC Database

Active companies only

Rec #	Group #	Group Name NAIC # Company Name	[1] Life Insurance	[2] Annuity Considerations	[3] Accident and Health	[4] Deposit Type Contracts	[5] Other Considerations	[6] Total Premium Sum of [1] thru [5]	[7] Market Share
86	8	ALLSTATE INS GRP							
		60534 American Heritage Life Ins Co	8,594,873	5,580	40,122,921	0	0	48,723,374	0.0525%
		82538 National Hlth Ins Co	97,964	0	6,250,156	0	0	6,348,120	0.0068%
		97705 Direct Gen Life Ins Co	978	0	0	0	0	978	0.0000%
			8,693,815	5,580	46,373,077	0	0	55,072,472	0.0594%
87	4988	Bayview Asset Management Grp							
		68446 Oceanview Life & Annuity Co	6,288	53,590,369	6,146	0	0	53,602,803	0.0578%
			6,288	53,590,369	6,146	0	0	53,602,803	0.0578%
88	574	UHaul Holding Grp							
		76112 Oxford Life Ins Co	2,681,330	49,899,786	200,421	0	0	52,781,537	0.0569%
			2,681,330	49,899,786	200,421	0	0	52,781,537	0.0569%
89	60445	Sagicor Life Ins Co							
		60445 Sagicor Life Ins Co	4,605,319	46,326,137	0	917,773	0	51,849,229	0.0559%
			4,605,319	46,326,137	0	917,773	0	51,849,229	0.0559%
90	4903	Calton Holdings Grp							
		71390 Puritan Life Ins Co of Amer	424,681	46,155,967	42,251	29,330	0	46,652,229	0.0503%
		84530 US Financial Life Ins Co	3,947,254	0	0	0	0	3,947,254	0.0043%
			4,371,935	46,155,967	42,251	29,330	0	50,599,483	0.0546%
91	3527	Wellabe Mut Holding Co Grp							
		71480 Great Western Ins Co	42,863,907	1,126,417	0	0	0	43,990,324	0.0474%
		60836 American Republic Ins Co	278,328	0	146,545	0	0	424,873	0.0005%
		31119 Medico Ins Co	1,966	0	368,526	0	0	370,492	0.0004%
			43,144,201	1,126,417	515,071	0	0	44,785,689	0.0483%

2023 CALIFORNIA LIFE & ANNUITY MARKET SHARE REPORT

Premium Written During The Calendar Year

Sorted by Group Market Share

Source: NAIC Database

Active companies only

Rec #	Group #	Group Name NAIC # Company Name	[1] Life Insurance	[2] Annuity Considerations	[3] Accident and Health	[4] Deposit Type Contracts	[5] Other Considerations	[6] Total Premium Sum of [1] thru [5]	[7] Market Share
92	98	WR Berkley Corp GRP 64890 Berkley Life & Hlth Ins Co	3,311	0	44,442,067	0	0	44,445,378	0.0479%
			3,311	0	44,442,067	0	0	44,445,378	0.0479%
93	661	BCBS of SC Grp 92444 Companion Life Ins Co of CA	11,513	7,500	38,297,656	0	0	38,316,669	0.0413%
			11,513	7,500	38,297,656	0	0	38,316,669	0.0413%
94	812	HIGHMARK GRP 93440 HM Life Ins Co	0	0	36,428,221	0	0	36,428,221	0.0393%
			0	0	36,428,221	0	0	36,428,221	0.0393%
95	64505	Homesteaders Life Co 64505 Homesteaders Life Co	34,833,332	623,225	0	0	0	35,456,557	0.0382%
			34,833,332	623,225	0	0	0	35,456,557	0.0382%
96	67423	Aspida Life Ins Co 67423 Aspida Life Ins Co	0	35,204,967	0	0	0	35,204,967	0.0380%
			0	35,204,967	0	0	0	35,204,967	0.0380%
97	781	UNION LABOR GRP 69744 Union Labor Life Ins Co	7,471,589	0	25,007,830	0	0	32,479,419	0.0350%
			7,471,589	0	25,007,830	0	0	32,479,419	0.0350%
98	626	Chubb Ltd Grp 62146 Combined Ins Co Of Amer	8,872,984	0	22,931,759	0	0	31,804,743	0.0343%
			8,872,984	0	22,931,759	0	0	31,804,743	0.0343%

2023 CALIFORNIA LIFE & ANNUITY MARKET SHARE REPORT

Premium Written During The Calendar Year

Sorted by Group Market Share

Source: NAIC Database

Active companies only

Rec #	Group #	Group Name NAIC # Company Name	[1] Life Insurance	[2] Annuity Considerations	[3] Accident and Health	[4] Deposit Type Contracts	[5] Other Considerations	[6] Total Premium Sum of [1] thru [5]	[7] Market Share
99	1117	Manhattan Life Grp							
		61883 ManhattanLife Ins & Ann Co	506,949	0	21,143,617	0	0	21,650,566	0.0233%
		85189 Western United Life Assur Co	316	6,512,125	70,789	0	0	6,583,230	0.0071%
		63053 Family Life Ins Co	1,648,046	0	321,602	0	0	1,969,648	0.0021%
		65870 Manhattan Life Ins Co	931,238	476,306	158,930	0	0	1,566,474	0.0017%
			3,086,549	6,988,431	21,694,938	0	0	31,769,918	0.0343%
100	23	BCS INS GRP							
		80985 4 Ever Life Ins Co	425,535	0	30,050,196	-2,591	0	30,473,140	0.0329%
			425,535	0	30,050,196	-2,591	0	30,473,140	0.0329%
101	588	KANSAS CITY LIFE INS GRP							
		65129 Kansas City Life Ins Co	19,288,148	2,657,957	1,651,619	429,383	0	24,027,107	0.0259%
		67199 Old Amer Ins Co	4,119,412	0	16,115	0	0	4,135,527	0.0045%
			23,407,560	2,657,957	1,667,734	429,383	0	28,162,634	0.0304%
102	4639	RGA Inc Grp							
		93572 RGA Reins Co	0	10,813,843	15,662,472	0	0	26,476,315	0.0285%
		61182 Aurora Natl Life Assur Co	1,461,897	0	0	-89,869	0	1,372,028	0.0015%
			1,461,897	10,813,843	15,662,472	-89,869	0	27,848,343	0.0300%
103	3436	Liberty Life Grp Trust Grp							
		68543 Liberty Bankers Life Ins Co	2,097,115	22,998,643	6,452	728,376	0	25,830,586	0.0278%
		61581 Capitol Life Ins Co	3,234	595,114	22,650	0	0	620,998	0.0007%
		66001 American Benefit Life Ins Co	23,985	2,270	1,443	0	0	27,698	0.0000%
			2,124,334	23,596,027	30,545	728,376	0	26,479,282	0.0285%

2023 CALIFORNIA LIFE & ANNUITY MARKET SHARE REPORT

Premium Written During The Calendar Year

Sorted by Group Market Share

Source: NAIC Database

Active companies only

Rec #	Group #	Group Name NAIC # Company Name	[1] Life Insurance	[2] Annuity Considerations	[3] Accident and Health	[4] Deposit Type Contracts	[5] Other Considerations	[6] Total Premium Sum of [1] thru [5]	[7] Market Share
104	4553	Savings Bank Life Grp 70435 The Savings Bank Mut Life Ins Co of	22,392,313	3,079,826	0	0	0	25,472,139	0.0275%
			22,392,313	3,079,826	0	0	0	25,472,139	0.0275%
105	4862	Assurity Grp 71439 Assurity Life Ins Co	14,954,855	747,495	6,419,745	0	0	22,122,095	0.0238%
			14,954,855	747,495	6,419,745	0	0	22,122,095	0.0238%
106	215	Kemper Corp Grp 69930 United Ins Co Of Amer 68357 Reliable Life Ins Co	21,312,330 15,659	0 0	577,547 96	0 0	0 0	21,889,877 15,755	0.0236% 0.0000%
			21,327,989	0	577,643	0	0	21,905,632	0.0236%
107	4941	National Western Life Grp 66850 National Western Life Ins Co 67393 Ozark Natl Life Ins Co	6,911,314 172,967	14,418,477 0	0 460	0 0	0 0	21,329,791 173,427	0.0230% 0.0002%
			7,084,281	14,418,477	460	0	0	21,503,218	0.0232%
108	7	FEDERATED MUT GRP 63258 Federated Life Ins Co	17,181,167	3,850	2,561,181	0	0	19,746,198	0.0213%
			17,181,167	3,850	2,561,181	0	0	19,746,198	0.0213%
109	367	PHYSICIANS MUT GRP 72125 Physicians Life Ins Co	14,387,347	1,200	4,666,242	281,110	0	19,335,899	0.0208%
			14,387,347	1,200	4,666,242	281,110	0	19,335,899	0.0208%
110	63290	Fidelity Life Assn A Legal Reserve L 63290 Fidelity Life Assn A Legal Reserve L	16,091,297	0	22,292	0	0	16,113,589	0.0174%
			16,091,297	0	22,292	0	0	16,113,589	0.0174%

2023 CALIFORNIA LIFE & ANNUITY MARKET SHARE REPORT

Premium Written During The Calendar Year

Sorted by Group Market Share

Source: NAIC Database

Active companies only

Rec #	Group #	Group Name NAIC # Company Name	[1] Life Insurance	[2] Annuity Considerations	[3] Accident and Health	[4] Deposit Type Contracts	[5] Other Considerations	[6] Total Premium Sum of [1] thru [5]	[7] Market Share
111	69272	Ibexis Life & Ann Ins Co 69272 Ibexis Life & Ann Ins Co	1,435,079	14,015,728	0	0	0	15,450,807	0.0167%
			1,435,079	14,015,728	0	0	0	15,450,807	0.0167%
112	67180	Ohio State Life Ins Co 67180 Ohio State Life Ins Co	1,894,899	11,622,789	0	150	0	13,517,838	0.0146%
			1,894,899	11,622,789	0	150	0	13,517,838	0.0146%
113	5021	OneMain Holdings Inc Grp 60518 American Hlth & Life Ins Co	8,555,178	0	3,648,868	20,724	0	12,224,770	0.0132%
			8,555,178	0	3,648,868	20,724	0	12,224,770	0.0132%
114	244	CINCINNATI FIN GRP 76236 The Cincinnati Life Ins Co	9,539,294	1,221,652	13,305	154,594	0	10,928,845	0.0118%
			9,539,294	1,221,652	13,305	154,594	0	10,928,845	0.0118%
115	454	SECURITY NATL GRP 69485 Security Natl Life Ins Co	10,538,747	364,023	1,074	12,884	0	10,916,728	0.0118%
			10,538,747	364,023	1,074	12,884	0	10,916,728	0.0118%
116	69310	Surety Life Ins Co 69310 Surety Life Ins Co	9,902,178	82,819	4,759	0	0	9,989,756	0.0108%
			9,902,178	82,819	4,759	0	0	9,989,756	0.0108%
117	60216	Amalgamated Life Ins Co 60216 Amalgamated Life Ins Co	206,426	0	9,708,203	0	0	9,914,629	0.0107%
			206,426	0	9,708,203	0	0	9,914,629	0.0107%

2023 CALIFORNIA LIFE & ANNUITY MARKET SHARE REPORT

Premium Written During The Calendar Year

Sorted by Group Market Share

Source: NAIC Database

Active companies only

Rec #	Group #	Group Name NAIC # Company Name	[1] Life Insurance	[2] Annuity Considerations	[3] Accident and Health	[4] Deposit Type Contracts	[5] Other Considerations	[6] Total Premium Sum of [1] thru [5]	[7] Market Share
118	181	SWISS RE GRP							
		73504 Lumico Life Ins Co	8,950,857	0	121,056	0	0	9,071,913	0.0098%
		85561 Elips Life Ins Co	10,310	0	203,062	0	0	213,372	0.0002%
			8,961,167	0	324,118	0	0	9,285,285	0.0100%
119	77879	5 Star Life Ins Co							
		77879 5 Star Life Ins Co	7,783,237	0	1,384,194	0	0	9,167,431	0.0099%
			7,783,237	0	1,384,194	0	0	9,167,431	0.0099%
120	4990	Core Specialty Ins Holdings Grp							
		86355 Standard Life & Accident Ins Co	566,793	4,350	8,030,559	0	0	8,601,702	0.0093%
			566,793	4,350	8,030,559	0	0	8,601,702	0.0093%
121	4955	Powell Ins Grp							
		78662 Senior Life Ins Co	7,878,427	0	0	0	0	7,878,427	0.0085%
			7,878,427	0	0	0	0	7,878,427	0.0085%
122	5024	Fortitude Grp Holdings LLC Grp							
		86630 Fortitude Life Ins & Ann Co	188,019	6,658,066	0	925,178	0	7,771,263	0.0084%
		90247 Fortitude US Reins Co	36,645	0	0	150	0	36,795	0.0000%
			224,664	6,658,066	0	925,328	0	7,808,058	0.0084%
123	535	COLUMBIAN LIFE GRP							
		76023 Columbian Life Ins Co	7,501,379	9,823	0	0	0	7,511,202	0.0081%
		62103 Columbian Mut Life Ins Co	153,678	1,359	9,343	0	0	164,380	0.0002%
			7,655,057	11,182	9,343	0	0	7,675,582	0.0083%

2023 CALIFORNIA LIFE & ANNUITY MARKET SHARE REPORT

Premium Written During The Calendar Year

Sorted by Group Market Share

Source: NAIC Database

Active companies only

Rec #	Group #	Group Name NAIC # Company Name	[1] Life Insurance	[2] Annuity Considerations	[3] Accident and Health	[4] Deposit Type Contracts	[5] Other Considerations	[6] Total Premium Sum of [1] thru [5]	[7] Market Share
124	28	AMICA MUT GRP 72222 Amica Life Ins Co	6,654,311	51,826	0	0	0	6,706,137	0.0072%
			6,654,311	51,826	0	0	0	6,706,137	0.0072%
125	572	BCBS OF MI GRP 77720 LifeSecure Ins Co	213,499	48,770	6,093,270	0	0	6,355,539	0.0069%
			213,499	48,770	6,093,270	0	0	6,355,539	0.0069%
126	11121	Unified Life Ins Co 11121 Unified Life Ins Co	349,403	441	5,278,121	0	0	5,627,965	0.0061%
			349,403	441	5,278,121	0	0	5,627,965	0.0061%
127	1186	Lifetime HlthCare Grp 69515 Medamerica Ins Co	0	0	5,413,140	0	0	5,413,140	0.0058%
			0	0	5,413,140	0	0	5,413,140	0.0058%
128	68772	Security Mut Life Ins Co Of NY 68772 Security Mut Life Ins Co Of NY	4,712,436	2,200	7,771	0	0	4,722,407	0.0051%
			4,712,436	2,200	7,771	0	0	4,722,407	0.0051%
129	542	INDIANA FARM BUREAU Grp 69892 United Farm Family Life Ins Co 69922 United Home Life Ins Co	3,740,482	25	0	162	0	3,740,669	0.0040%
			897,889	0	4,989	0	0	902,878	0.0010%
			4,638,371	25	4,989	162	0	4,643,547	0.0050%
130	4712	GPM Life Grp 63967 Government Personnel Mut Life Ins Co 67059 GPM Hlth & Life Ins Co	3,073,155	7,776	56,757	0	0	3,137,688	0.0034%
			904,908	33,104	85,838	0	0	1,023,850	0.0011%
			3,978,063	40,880	142,595	0	0	4,161,538	0.0045%

2023 CALIFORNIA LIFE & ANNUITY MARKET SHARE REPORT

Premium Written During The Calendar Year

Sorted by Group Market Share

Source: NAIC Database

Active companies only

Rec #	Group #	Group Name NAIC # Company Name	[1] Life Insurance	[2] Annuity Considerations	[3] Accident and Health	[4] Deposit Type Contracts	[5] Other Considerations	[6] Total Premium Sum of [1] thru [5]	[7] Market Share
131	801	DIRECTORS INVESTMENT GRP 99775 Funeral Directors Life Ins Co	2,212,890	1,783,849	0	0	0	3,996,739	0.0043%
			2,212,890	1,783,849	0	0	0	3,996,739	0.0043%
132	581	BOSTON MUT GRP 61476 Boston Mut Life Ins Co	2,599,316	0	1,357,083	0	0	3,956,399	0.0043%
			2,599,316	0	1,357,083	0	0	3,956,399	0.0043%
133	615	BENEFICIAL LIFE GRP 61395 Beneficial Life Ins Co	3,682,902	128,360	0	66	0	3,811,328	0.0041%
			3,682,902	128,360	0	66	0	3,811,328	0.0041%
134	62154	Ladder Life Ins Co 62154 Ladder Life Ins Co	3,786,308	0	0	0	0	3,786,308	0.0041%
			3,786,308	0	0	0	0	3,786,308	0.0041%
135	687	GUARANTEE TRUST GRP 64211 Guarantee Trust Life Ins Co	1,857,452	6,216	1,892,445	4,625	0	3,760,738	0.0041%
			1,857,452	6,216	1,892,445	4,625	0	3,760,738	0.0041%
136	61212	Baltimore Life Ins Co 61212 Baltimore Life Ins Co	2,843,668	0	5,203	432,349	0	3,281,220	0.0035%
			2,843,668	0	5,203	432,349	0	3,281,220	0.0035%
137	2878	United Heritage Mut Grp 63983 United Heritage Life Ins Co	2,890,102	264,811	84,553	1,660	0	3,241,126	0.0035%
			2,890,102	264,811	84,553	1,660	0	3,241,126	0.0035%

2023 CALIFORNIA LIFE & ANNUITY MARKET SHARE REPORT

Premium Written During The Calendar Year

Sorted by Group Market Share

Source: NAIC Database

Active companies only

Rec #	Group #	Group Name NAIC # Company Name	[1] Life Insurance	[2] Annuity Considerations	[3] Accident and Health	[4] Deposit Type Contracts	[5] Other Considerations	[6] Total Premium Sum of [1] thru [5]	[7] Market Share
138	477	Renaissance Hlth Serv Corp Grp 61700 Renaissance Life & Hlth Ins Co of Am	5,519	0	3,193,027	0	0	3,198,546	0.0034%
			5,519	0	3,193,027	0	0	3,198,546	0.0034%
139	71404	Continental Gen Ins Co 71404 Continental Gen Ins Co	102,697	496,369	2,497,991	0	0	3,097,057	0.0033%
			102,697	496,369	2,497,991	0	0	3,097,057	0.0033%
140	917	HCSC GRP 71129 Dearborn Life Ins Co	944,783	0	1,897,464	45,747	0	2,887,994	0.0031%
			944,783	0	1,897,464	45,747	0	2,887,994	0.0031%
141	2858	Homesield Capital Grp 81779 Individual Assur Co Life Hlth & Acc 99724 LifeShield Natl Ins Co	0 282,232	0 0	2,229,046 221,119	0 0	0 0	2,229,046 503,351	0.0024% 0.0005%
			282,232	0	2,450,165	0	0	2,732,397	0.0029%
142	90638	Best Life & Hlth Ins Co 90638 Best Life & Hlth Ins Co	194,969	0	2,151,873	0	0	2,346,842	0.0025%
			194,969	0	2,151,873	0	0	2,346,842	0.0025%
143	4877	TWA & AMFI Corp Grp 69566 Trans World Assur Co 60429 American Fidelity Life Ins Co	1,536,137 425,307	97,521 141,078	0 0	0 0	0 0	1,633,658 566,385	0.0018% 0.0006%
			1,961,444	238,599	0	0	0	2,200,043	0.0024%

2023 CALIFORNIA LIFE & ANNUITY MARKET SHARE REPORT

Premium Written During The Calendar Year

Sorted by Group Market Share

Source: NAIC Database

Active companies only

Rec #	Group #	Group Name NAIC # Company Name	[1] Life Insurance	[2] Annuity Considerations	[3] Accident and Health	[4] Deposit Type Contracts	[5] Other Considerations	[6] Total Premium Sum of [1] thru [5]	[7] Market Share
144	520	NEW ERA LIFE GRP							
		67784 Philadelphia Amer Life Ins Co	0	0	2,148,470	0	0	2,148,470	0.0023%
		69698 New Era Life Ins Co Of Midwest	7,554	1,200	0	6,728	0	15,482	0.0000%
		78743 New Era Life Ins Co	1,457	0	0	565	0	2,022	0.0000%
			9,011	1,200	2,148,470	7,293	0	2,165,974	0.0023%
145	84174	ELCO Mut Life & Ann							
		84174 ELCO Mut Life & Ann	12,675	1,959,615	0	168,896	0	2,141,186	0.0023%
			12,675	1,959,615	0	168,896	0	2,141,186	0.0023%
146	473	AMERICAN FAMILY INS GRP							
		60399 American Family Life Ins Co	1,957,042	3,000	0	0	0	1,960,042	0.0021%
			1,957,042	3,000	0	0	0	1,960,042	0.0021%
147	350	General Electric Grp							
		62596 Union Fidelity Life Ins Co	519,297	0	1,407,414	0	0	1,926,711	0.0021%
			519,297	0	1,407,414	0	0	1,926,711	0.0021%
148	344	CHURCH PENSION FUND GRP							
		61875 Church Life Ins Corp	1,816,893	42,400	0	0	0	1,859,293	0.0020%
			1,816,893	42,400	0	0	0	1,859,293	0.0020%
149	62928	EMC Natl Life Co							
		62928 EMC Natl Life Co	1,540,665	40,750	571	2,863	0	1,584,849	0.0017%
			1,540,665	40,750	571	2,863	0	1,584,849	0.0017%
150	4966	Insurance Capital Grp							
		63223 Federal Life Ins Co	1,445,843	8,300	11,451	0	0	1,465,594	0.0016%
			1,445,843	8,300	11,451	0	0	1,465,594	0.0016%

2023 CALIFORNIA LIFE & ANNUITY MARKET SHARE REPORT

Premium Written During The Calendar Year

Sorted by Group Market Share

Source: NAIC Database

Active companies only

Rec #	Group #	Group Name NAIC # Company Name	[1] Life Insurance	[2] Annuity Considerations	[3] Accident and Health	[4] Deposit Type Contracts	[5] Other Considerations	[6] Total Premium Sum of [1] thru [5]	[7] Market Share
151	64580	Illinois Mut Life Ins Co 64580 Illinois Mut Life Ins Co	1,149,078	23,080	100,978	0	0	1,273,136	0.0014%
			1,149,078	23,080	100,978	0	0	1,273,136	0.0014%
152	93777	Revol One Ins Co 93777 Revol One Ins Co	1,154,844	0	2,551	0	0	1,157,395	0.0012%
			1,154,844	0	2,551	0	0	1,157,395	0.0012%
153	55	AUTOMOBILE CLUB MI GRP 84522 Auto Club Life Ins Co	900,331	125,501	5,439	0	0	1,031,271	0.0011%
			900,331	125,501	5,439	0	0	1,031,271	0.0011%
154	150	OLD REPUBLIC GRP 67261 Old Republic Life Ins Co	1,015,562	0	646	0	0	1,016,208	0.0011%
			1,015,562	0	646	0	0	1,016,208	0.0011%
155	63819	Unity Financial Life Ins Co 63819 Unity Financial Life Ins Co	835,736	0	0	0	0	835,736	0.0009%
			835,736	0	0	0	0	835,736	0.0009%
156	5026	21st Century Life & Health Co Grp 65080 John Alden Life Ins Co	390,818	0	273,445	0	0	664,263	0.0007%
			390,818	0	273,445	0	0	664,263	0.0007%
157	71471	Ability Ins Co 71471 Ability Ins Co	5,993	0	651,366	0	0	657,359	0.0007%
			5,993	0	651,366	0	0	657,359	0.0007%

2023 CALIFORNIA LIFE & ANNUITY MARKET SHARE REPORT

Premium Written During The Calendar Year

Sorted by Group Market Share

Source: NAIC Database

Active companies only

Rec #	Group #	Group Name NAIC # Company Name	[1] Life Insurance	[2] Annuity Considerations	[3] Accident and Health	[4] Deposit Type Contracts	[5] Other Considerations	[6] Total Premium Sum of [1] thru [5]	[7] Market Share
158	440	REGAL REINS GRP 66265 Monarch Life Ins Co	47,945	0	369,289	0	0	417,234	0.0004%
			47,945	0	369,289	0	0	417,234	0.0004%
159	19	Assurant Inc Grp 60275 American Bankers Life Assur Co Of FL	166,190	0	37,449	0	0	203,639	0.0002%
			166,190	0	37,449	0	0	203,639	0.0002%
160	62383	Bestow Life Ins Co 62383 Bestow Life Ins Co	177,980	0	0	0	0	177,980	0.0002%
			177,980	0	0	0	0	177,980	0.0002%
161	730	MEDICAL MUT OF OH GRP 68462 Reserve Natl Ins Co	18,726	0	129,069	0	0	147,795	0.0002%
			18,726	0	129,069	0	0	147,795	0.0002%
162	31	BERKSHIRE HATHAWAY GRP 97764 Idealife Ins Co 82880 CSI Life Ins Co 76007 Old United Life Ins Co	77,383	1,188	0	0	0	78,571	0.0001%
			5,468	0	0	0	0	5,468	0.0000%
			400	0	0	0	0	400	0.0000%
			83,251	1,188	0	0	0	84,439	0.0001%
163	629	PLATEAU GRP 97152 Plateau Ins Co	25,885	0	58,129	0	0	84,014	0.0001%
			25,885	0	58,129	0	0	84,014	0.0001%
164	690	CENTRAL STATES GRP 61751 Central States H & L Co Of Omaha	23,253	0	42,396	0	0	65,649	0.0001%
			23,253	0	42,396	0	0	65,649	0.0001%

2023 CALIFORNIA LIFE & ANNUITY MARKET SHARE REPORT

Premium Written During The Calendar Year

Sorted by Group Market Share

Source: NAIC Database

Active companies only

Rec #	Group #	Group Name NAIC # Company Name	[1] Life Insurance	[2] Annuity Considerations	[3] Accident and Health	[4] Deposit Type Contracts	[5] Other Considerations	[6] Total Premium Sum of [1] thru [5]	[7] Market Share
165	5050	Life & Specialty Ventures LLC Grp 97985 LifeMap Assur Co	39,035	0	4,179	0	0	43,214	0.0000%
			39,035	0	4,179	0	0	43,214	0.0000%
166	65951	Merit Life Ins Co 65951 Merit Life Ins Co	12,414	0	-2,692	0	0	9,722	0.0000%
			12,414	0	-2,692	0	0	9,722	0.0000%
167	5045	Dayforward Inc Grp 81426 Commercial Travelers Life Ins Co	0	0	7,415	0	0	7,415	0.0000%
			0	0	7,415	0	0	7,415	0.0000%
168	42129	United Security Assur Co Of PA 42129 United Security Assur Co Of PA	0	0	6,693	0	0	6,693	0.0000%
			0	0	6,693	0	0	6,693	0.0000%
169	70955	USA Life One Ins Co Of IN 70955 USA Life One Ins Co Of IN	420	0	0	0	0	420	0.0000%
			420	0	0	0	0	420	0.0000%
170	158	FAIRFAX FIN GRP 81442 Monitor Life Ins Co Of NY	46	0	0	0	0	46	0.0000%
			46	0	0	0	0	46	0.0000%
Total:			20,918,804,471	42,989,198,869	18,151,674,026	2,739,729,104	7,958,079,202	92,757,485,672	100.0000%

2023 CALIFORNIA LIFE & ANNUITY MARKET SHARE REPORT

Premium Written During The Calendar Year

Sorted by Group Name

Source: NAIC Database

Active companies only

Rec #	Group #	Group Name NAIC # Company Name	[1] Life Insurance	[2] Annuity Considerations	[3] Accident and Health	[4] Deposit Type Contracts	[5] Other Considerations	[6] Total Premium Sum of [1] thru [5]	[7] Market Share
1	5026	21st Century Life & Health Co Grp							
		65080 John Alden Life Ins Co	390,818	0	273,445	0	0	664,263	0.0007%
			390,818	0	273,445	0	0	664,263	0.0007%
2	77879	5 Star Life Ins Co							
		77879 5 Star Life Ins Co	7,783,237	0	1,384,194	0	0	9,167,431	0.0099%
			7,783,237	0	1,384,194	0	0	9,167,431	0.0099%
3	4853	AAA Life Grp							
		71854 AAA Life Ins Co	356,642,010	176,301,216	16,517,633	1,622,832	0	551,083,691	0.5941%
			356,642,010	176,301,216	16,517,633	1,622,832	0	551,083,691	0.5941%
4	71471	Ability Ins Co							
		71471 Ability Ins Co	5,993	0	651,366	0	0	657,359	0.0007%
			5,993	0	651,366	0	0	657,359	0.0007%
5	4824	Advantage Capital Grp							
		68802 Sentinel Security Life Ins Co	2,252,555	276,545,680	88,518	0	0	278,886,753	0.3007%
			2,252,555	276,545,680	88,518	0	0	278,886,753	0.3007%
6	468	Aegon US Holding Grp							
		86231 Transamerica Life Ins Co	1,101,416,598	154,518,429	122,156,442	229,632	488,543,961	1,866,865,062	2.0126%
		70688 Transamerica Financial Life Ins Co	1,120,910	3,896,180	228,042	0	362,163,955	367,409,087	0.3961%
			1,102,537,508	158,414,609	122,384,484	229,632	850,707,916	2,234,274,149	2.4087%

2023 CALIFORNIA LIFE & ANNUITY MARKET SHARE REPORT

Premium Written During The Calendar Year

Sorted by Group Name

Source: NAIC Database

Active companies only

Rec #	Group #	Group Name NAIC # Company Name	[1] Life Insurance	[2] Annuity Considerations	[3] Accident and Health	[4] Deposit Type Contracts	[5] Other Considerations	[6] Total Premium Sum of [1] thru [5]	[7] Market Share
7	370	AFLAC Grp							
		60380 American Family Life Assur Co of Col	26,842,291	0	319,215,790	0	0	346,058,081	0.3731%
		71730 Continental Amer Ins Co	13,622,550	0	101,740,396	0	0	115,362,946	0.1244%
		92908 Tier One Ins Co	26,920	0	3,184,893	0	0	3,211,813	0.0035%
			40,491,761	0	424,141,079	0	0	464,632,840	0.5009%
8	761	ALLIANZ INS GRP							
		90611 Allianz Life Ins Co Of N Amer	293,644,757	2,273,774,672	8,719,592	0	0	2,576,139,021	2.7773%
			293,644,757	2,273,774,672	8,719,592	0	0	2,576,139,021	2.7773%
9	8	ALLSTATE INS GRP							
		60534 American Heritage Life Ins Co	8,594,873	5,580	40,122,921	0	0	48,723,374	0.0525%
		82538 National Hlth Ins Co	97,964	0	6,250,156	0	0	6,348,120	0.0068%
		97705 Direct Gen Life Ins Co	978	0	0	0	0	978	0.0000%
			8,693,815	5,580	46,373,077	0	0	55,072,472	0.0594%
10	60216	Amalgamated Life Ins Co							
		60216 Amalgamated Life Ins Co	206,426	0	9,708,203	0	0	9,914,629	0.0107%
			206,426	0	9,708,203	0	0	9,914,629	0.0107%
11	2658	American Equity Investment Grp							
		92738 American Equity Invest Life Ins Co	7,351	465,433,541	0	0	0	465,440,892	0.5018%
		13183 Eagle Life Ins Co	0	86,056,291	0	0	0	86,056,291	0.0928%
		71323 Entrada Life Ins Co	787	0	0	0	0	787	0.0000%
			8,138	551,489,832	0	0	0	551,497,970	0.5946%

2023 CALIFORNIA LIFE & ANNUITY MARKET SHARE REPORT

Premium Written During The Calendar Year

Sorted by Group Name

Source: NAIC Database

Active companies only

Rec #	Group #	Group Name NAIC # Company Name	[1] Life Insurance	[2] Annuity Considerations	[3] Accident and Health	[4] Deposit Type Contracts	[5] Other Considerations	[6] Total Premium Sum of [1] thru [5]	[7] Market Share
12	473	AMERICAN FAMILY INS GRP 60399 American Family Life Ins Co	1,957,042	3,000	0	0	0	1,960,042	0.0021%
			1,957,042	3,000	0	0	0	1,960,042	0.0021%
13	330	AMERICAN FIDELITY CORP GRP 60410 American Fidelity Assur Co 60801 American Public Life Ins Co	64,956,752 29,968	126,801,797 0	240,563,874 4,002,845	0 0	0 0	432,322,423 4,032,813	0.4661% 0.0043%
			64,986,720	126,801,797	244,566,719	0	0	436,355,236	0.4704%
14	12	AMERICAN INTL GRP 60488 American Gen Life Ins Co 70238 Variable Ann Life Ins Co 70106 United States Life Ins Co in the Cit	597,702,984 0 2,294,613	2,218,691,226 328,663,263 5,709,174	4,172,247 0 1,104,282	51,729,131 27,818,487 0	0 0 0	2,872,295,588 356,481,750 9,108,069	3.0966% 0.3843% 0.0098%
			599,997,597	2,553,063,663	5,276,529	79,547,618	0	3,237,885,407	3.4907%
15	4	Ameriprise Fin Grp 65005 RiverSource Life Ins Co	121,199,205	364,283,134	22,875,460	2,296,089	0	510,653,888	0.5505%
			121,199,205	364,283,134	22,875,460	2,296,089	0	510,653,888	0.5505%
16	943	Ameritas Mut Holding GRP 61301 Ameritas Life Ins Corp	105,464,322	206,807,881	131,207,694	8,063,345	0	451,543,242	0.4868%
			105,464,322	206,807,881	131,207,694	8,063,345	0	451,543,242	0.4868%
17	28	AMICA MUT GRP 72222 Amica Life Ins Co	6,654,311	51,826	0	0	0	6,706,137	0.0072%
			6,654,311	51,826	0	0	0	6,706,137	0.0072%

2023 CALIFORNIA LIFE & ANNUITY MARKET SHARE REPORT

Premium Written During The Calendar Year

Sorted by Group Name

Source: NAIC Database

Active companies only

Rec #	Group #	Group Name NAIC # Company Name	[1] Life Insurance	[2] Annuity Considerations	[3] Accident and Health	[4] Deposit Type Contracts	[5] Other Considerations	[6] Total Premium Sum of [1] thru [5]	[7] Market Share
18	4734	Apollo Global Mgmt Grp							
		61689 Athene Ann & Life Co	5,441,547	5,116,585,140	21,334	0	0	5,122,048,021	5.5220%
		80942 Venerable Ins & Ann Co	1,231,396	3,209,908	117	0	0	4,441,421	0.0048%
		61492 Athene Annuity & Life Assur Co	2,195,141	27,671	486,233	0	0	2,709,045	0.0029%
		68039 Athene Ann & Life Assur Co of NY	235,000	135,934	0	0	0	370,934	0.0004%
			9,103,084	5,119,958,653	507,684	0	0	5,129,569,421	5.5301%
19	5016	Aquarian Ins Holdings Grp							
		64904 Investors Heritage Life Ins Co	24,001	79,461,631	0	0	0	79,485,632	0.0857%
			24,001	79,461,631	0	0	0	79,485,632	0.0857%
20	67423	Aspida Life Ins Co							
		67423 Aspida Life Ins Co	0	35,204,967	0	0	0	35,204,967	0.0380%
			0	35,204,967	0	0	0	35,204,967	0.0380%
21	19	Assurant Inc Grp							
		60275 American Bankers Life Assur Co Of FL	166,190	0	37,449	0	0	203,639	0.0002%
			166,190	0	37,449	0	0	203,639	0.0002%
22	4862	Assurity Grp							
		71439 Assurity Life Ins Co	14,954,855	747,495	6,419,745	0	0	22,122,095	0.0238%
			14,954,855	747,495	6,419,745	0	0	22,122,095	0.0238%
23	55	AUTOMOBILE CLUB MI GRP							
		84522 Auto Club Life Ins Co	900,331	125,501	5,439	0	0	1,031,271	0.0011%
			900,331	125,501	5,439	0	0	1,031,271	0.0011%

2023 CALIFORNIA LIFE & ANNUITY MARKET SHARE REPORT

Premium Written During The Calendar Year

Sorted by Group Name

Source: NAIC Database

Active companies only

Rec #	Group #	Group Name NAIC # Company Name	[1] Life Insurance	[2] Annuity Considerations	[3] Accident and Health	[4] Deposit Type Contracts	[5] Other Considerations	[6] Total Premium Sum of [1] thru [5]	[7] Market Share
24	5063	AXL Wealth Acquisition Grp 60232 Axcelus Financial Life Ins Co	676	95,170,720	0	0	0	95,171,396	0.1026%
			676	95,170,720	0	0	0	95,171,396	0.1026%
25	61212	Baltimore Life Ins Co 61212 Baltimore Life Ins Co	2,843,668	0	5,203	432,349	0	3,281,220	0.0035%
			2,843,668	0	5,203	432,349	0	3,281,220	0.0035%
26	872	BANNER LIFE GRP 94250 Banner Life Ins Co	143,200,466	97,928,186	1,225,506	0	0	242,354,158	0.2613%
			143,200,466	97,928,186	1,225,506	0	0	242,354,158	0.2613%
27	4988	Bayview Asset Management Grp 68446 Oceanview Life & Annuity Co	6,288	53,590,369	6,146	0	0	53,602,803	0.0578%
			6,288	53,590,369	6,146	0	0	53,602,803	0.0578%
28	572	BCBS OF MI GRP 77720 LifeSecure Ins Co	213,499	48,770	6,093,270	0	0	6,355,539	0.0069%
			213,499	48,770	6,093,270	0	0	6,355,539	0.0069%
29	661	BCBS of SC Grp 92444 Companion Life Ins Co of CA	11,513	7,500	38,297,656	0	0	38,316,669	0.0413%
			11,513	7,500	38,297,656	0	0	38,316,669	0.0413%
30	23	BCS INS GRP 80985 4 Ever Life Ins Co	425,535	0	30,050,196	-2,591	0	30,473,140	0.0329%
			425,535	0	30,050,196	-2,591	0	30,473,140	0.0329%

2023 CALIFORNIA LIFE & ANNUITY MARKET SHARE REPORT

Premium Written During The Calendar Year

Sorted by Group Name

Source: NAIC Database

Active companies only

Rec #	Group #	Group Name NAIC # Company Name	[1] Life Insurance	[2] Annuity Considerations	[3] Accident and Health	[4] Deposit Type Contracts	[5] Other Considerations	[6] Total Premium Sum of [1] thru [5]	[7] Market Share
31	615	BENEFICIAL LIFE GRP 61395 Beneficial Life Ins Co	3,682,902	128,360	0	66	0	3,811,328	0.0041%
			3,682,902	128,360	0	66	0	3,811,328	0.0041%
32	31	BERKSHIRE HATHAWAY GRP 97764 Idealife Ins Co 82880 CSI Life Ins Co 76007 Old United Life Ins Co	77,383 5,468 400	1,188 0 0	0 0 0	0 0 0	0 0 0	78,571 5,468 400	0.0001% 0.0000% 0.0000%
			83,251	1,188	0	0	0	84,439	0.0001%
33	90638	Best Life & Hlth Ins Co 90638 Best Life & Hlth Ins Co	194,969	0	2,151,873	0	0	2,346,842	0.0025%
			194,969	0	2,151,873	0	0	2,346,842	0.0025%
34	62383	Bestow Life Ins Co 62383 Bestow Life Ins Co	177,980	0	0	0	0	177,980	0.0002%
			177,980	0	0	0	0	177,980	0.0002%
35	2798	Blue Shield of CA Grp 61557 Blue Shield of CA Life & Hlth Ins Co	9,973,366	0	175,968,636	0	0	185,942,002	0.2005%
			9,973,366	0	175,968,636	0	0	185,942,002	0.2005%
36	581	BOSTON MUT GRP 61476 Boston Mut Life Ins Co	2,599,316	0	1,357,083	0	0	3,956,399	0.0043%
			2,599,316	0	1,357,083	0	0	3,956,399	0.0043%

2023 CALIFORNIA LIFE & ANNUITY MARKET SHARE REPORT

Premium Written During The Calendar Year

Sorted by Group Name

Source: NAIC Database

Active companies only

Rec #	Group #	Group Name NAIC # Company Name	[1] Life Insurance	[2] Annuity Considerations	[3] Accident and Health	[4] Deposit Type Contracts	[5] Other Considerations	[6] Total Premium Sum of [1] thru [5]	[7] Market Share
37	4932	Brighthouse Holdings Grp							
		87726 Brighthouse Life Ins Co	176,747,491	948,245,989	9,935,562	820,513	31,020	1,135,780,575	1.2245%
		91626 New England Life Ins Co	8,396,024	495,251	35,623	0	0	8,926,898	0.0096%
			185,143,515	948,741,240	9,971,185	820,513	31,020	1,144,707,473	1.2341%
38	408	Brookfield Reins Ltd Grp							
		60739 American Natl Ins Co	116,741,532	401,686,548	666,436	4,427,598	0	523,522,114	0.5644%
		71773 American Natl Life Ins Co Of TX	186,528	0	2,640,402	0	0	2,826,930	0.0030%
		63657 Garden State Life Ins Co	967,525	0	163,896	0	0	1,131,421	0.0012%
			117,895,585	401,686,548	3,470,734	4,427,598	0	527,480,465	0.5687%
39	4903	Calton Holdings Grp							
		71390 Puritan Life Ins Co of Amer	424,681	46,155,967	42,251	29,330	0	46,652,229	0.0503%
		84530 US Financial Life Ins Co	3,947,254	0	0	0	0	3,947,254	0.0043%
			4,371,935	46,155,967	42,251	29,330	0	50,599,483	0.0546%
40	1295	CENTENE CORP GRP							
		66141 Health Net Life Ins Co	742,871	0	310,538,284	0	0	311,281,155	0.3356%
			742,871	0	310,538,284	0	0	311,281,155	0.3356%
41	690	CENTRAL STATES GRP							
		61751 Central States H & L Co Of Omaha	23,253	0	42,396	0	0	65,649	0.0001%
			23,253	0	42,396	0	0	65,649	0.0001%
42	626	Chubb Ltd Grp							
		62146 Combined Ins Co Of Amer	8,872,984	0	22,931,759	0	0	31,804,743	0.0343%
			8,872,984	0	22,931,759	0	0	31,804,743	0.0343%

2023 CALIFORNIA LIFE & ANNUITY MARKET SHARE REPORT

Premium Written During The Calendar Year

Sorted by Group Name

Source: NAIC Database

Active companies only

Rec #	Group #	Group Name NAIC # Company Name	[1] Life Insurance	[2] Annuity Considerations	[3] Accident and Health	[4] Deposit Type Contracts	[5] Other Considerations	[6] Total Premium Sum of [1] thru [5]	[7] Market Share
43	344	CHURCH PENSION FUND GRP 61875 Church Life Ins Corp	1,816,893	42,400	0	0	0	1,859,293	0.0020%
			1,816,893	42,400	0	0	0	1,859,293	0.0020%
44	901	CIGNA HLTH GRP							
		67369 Cigna Hlth & Life Ins Co	15,932	0	2,057,714,434	36,682	0	2,057,767,048	2.2184%
		65722 Loyal Amer Life Ins Co	176,045	288,963	34,401,459	1,466	0	34,867,933	0.0376%
		62308 Connecticut Gen Life Ins Co	19,655,328	0	4,804,904	17,640	0	24,477,872	0.0264%
		88366 American Retirement Life Ins Co	0	0	882,283	0	0	882,283	0.0010%
		77399 Sterling Life Ins Co	6,606	0	395,131	0	0	401,737	0.0004%
		67903 Provident Amer Life & Hlth Ins Co	1,507	0	17,209	0	0	18,716	0.0000%
			19,855,418	288,963	2,098,215,420	55,788	0	2,118,415,589	2.2838%
45	244	CINCINNATI FIN GRP							
		76236 The Cincinnati Life Ins Co	9,539,294	1,221,652	13,305	154,594	0	10,928,845	0.0118%
			9,539,294	1,221,652	13,305	154,594	0	10,928,845	0.0118%
46	233	CNO Financial Grp							
		61263 Bankers Life & Cas Co	38,365,579	60,128,588	32,027,617	0	0	130,521,784	0.1407%
		62065 Colonial Penn Life Ins Co	28,438,656	0	15,547,767	0	0	43,986,423	0.0474%
		70319 Washington Natl Ins Co	6,386,846	247,016	27,132,712	0	0	33,766,574	0.0364%
			73,191,081	60,375,604	74,708,096	0	0	208,274,781	0.2245%
47	535	COLUMBIAN LIFE GRP							
		76023 Columbian Life Ins Co	7,501,379	9,823	0	0	0	7,511,202	0.0081%
		62103 Columbian Mut Life Ins Co	153,678	1,359	9,343	0	0	164,380	0.0002%
			7,655,057	11,182	9,343	0	0	7,675,582	0.0083%

2023 CALIFORNIA LIFE & ANNUITY MARKET SHARE REPORT

Premium Written During The Calendar Year

Sorted by Group Name

Source: NAIC Database

Active companies only

Rec #	Group #	Group Name NAIC # Company Name	[1] Life Insurance	[2] Annuity Considerations	[3] Accident and Health	[4] Deposit Type Contracts	[5] Other Considerations	[6] Total Premium Sum of [1] thru [5]	[7] Market Share
48	704	Constellation Ins Holdings Grp							
		89206 Augustar Life Assur Corp	37,015,452	0	1,035,954	0	0	38,051,406	0.0410%
		67172 Augustar Life Ins Co	25,490,557	5,463,747	509,916	77,227	2,620,192	34,161,639	0.0368%
			62,506,009	5,463,747	1,545,870	77,227	2,620,192	72,213,045	0.0779%
49	71404	Continental Gen Ins Co							
		71404 Continental Gen Ins Co	102,697	496,369	2,497,991	0	0	3,097,057	0.0033%
			102,697	496,369	2,497,991	0	0	3,097,057	0.0033%
50	4990	Core Specialty Ins Holdings Grp							
		86355 Standard Life & Accident Ins Co	566,793	4,350	8,030,559	0	0	8,601,702	0.0093%
			566,793	4,350	8,030,559	0	0	8,601,702	0.0093%
51	1	CVS GRP							
		60054 Aetna Life Ins Co	3,073,187	1,725,339	2,961,738,427	7,070,987	0	2,973,607,940	3.2058%
		68500 Continental Life Ins Co Brentwood	42,173	0	14,012,774	0	0	14,054,947	0.0152%
			3,115,360	1,725,339	2,975,751,201	7,070,987	0	2,987,662,887	3.2209%
52	458	Dai-ichi Life Holdings Inc Grp							
		68136 Protective Life Ins Co	338,925,148	126,669,785	5,950,582	2,771,282	0	474,316,797	0.5114%
		70335 West Coast Life Ins Co	50,647,520	36,278	290	0	0	50,684,088	0.0546%
		66370 Mony Life Ins Co	7,030,698	3,600	877,109	0	0	7,911,407	0.0085%
		88536 Protective Life & Annuity Ins Co	190,727	0	7,965	0	0	198,692	0.0002%
			396,794,093	126,709,663	6,835,946	2,771,282	0	533,110,984	0.5747%
53	5045	Dayforward Inc Grp							
		81426 Commercial Travelers Life Ins Co	0	0	7,415	0	0	7,415	0.0000%
			0	0	7,415	0	0	7,415	0.0000%

2023 CALIFORNIA LIFE & ANNUITY MARKET SHARE REPORT

Premium Written During The Calendar Year

Sorted by Group Name

Source: NAIC Database

Active companies only

Rec #	Group #	Group Name NAIC # Company Name	[1] Life Insurance	[2] Annuity Considerations	[3] Accident and Health	[4] Deposit Type Contracts	[5] Other Considerations	[6] Total Premium Sum of [1] thru [5]	[7] Market Share
54	801	DIRECTORS INVESTMENT GRP 99775 Funeral Directors Life Ins Co	2,212,890	1,783,849	0	0	0	3,996,739	0.0043%
			2,212,890	1,783,849	0	0	0	3,996,739	0.0043%
55	84174	ELCO Mut Life & Ann 84174 ELCO Mut Life & Ann	12,675	1,959,615	0	168,896	0	2,141,186	0.0023%
			12,675	1,959,615	0	168,896	0	2,141,186	0.0023%
56	671	Elevance Hlth Inc Grp 62825 Anthem Blue Cross Life & Hlth Ins Co 61069 Anthem Life Ins Co	64,619,364 6,787,324	0 0	1,844,747,517 23,206,819	0 0	0 0	1,909,366,881 29,994,143	2.0585% 0.0323%
			71,406,688	0	1,867,954,336	0	0	1,939,361,024	2.0908%
57	62928	EMC Natl Life Co 62928 EMC Natl Life Co	1,540,665	40,750	571	2,863	0	1,584,849	0.0017%
			1,540,665	40,750	571	2,863	0	1,584,849	0.0017%
58	4965	Equitable Holdings Inc Grp 78077 Equitable Financial Life Ins Co of A 62944 Equitable Financial Life Ins Co 62880 Equitable Financial Life & Ann Co	94,392,587 190,172,621 1,196,250	1,030,283,808 752,001,059 0	13,381,563 2,091,368 0	0 0 0	0 29,681,870 0	1,138,057,958 973,946,918 1,196,250	1.2269% 1.0500% 0.0013%
			285,761,458	1,782,284,867	15,472,931	0	29,681,870	2,113,201,126	2.2782%
59	62510	Equitrust Life Ins Co 62510 Equitrust Life Ins Co	97,677	265,522,565	0	3,351,094	0	268,971,336	0.2900%
			97,677	265,522,565	0	3,351,094	0	268,971,336	0.2900%

2023 CALIFORNIA LIFE & ANNUITY MARKET SHARE REPORT

Premium Written During The Calendar Year

Sorted by Group Name

Source: NAIC Database

Active companies only

Rec #	Group #	Group Name NAIC # Company Name	[1] Life Insurance	[2] Annuity Considerations	[3] Accident and Health	[4] Deposit Type Contracts	[5] Other Considerations	[6] Total Premium Sum of [1] thru [5]	[7] Market Share
60	5014	Everlake Holdings Grp							
		70866 Everlake Assur Co	43,689,088	0	0	0	0	43,689,088	0.0471%
		60186 Everlake Life Ins Co	41,533,040	474,752	1,469,615	0	0	43,477,407	0.0469%
			85,222,128	474,752	1,469,615	0	0	87,166,495	0.0940%
61	158	FAIRFAX FIN GRP							
		81442 Monitor Life Ins Co Of NY	46	0	0	0	0	46	0.0000%
			46	0	0	0	0	46	0.0000%
62	7	FEDERATED MUT GRP							
		63258 Federated Life Ins Co	17,181,167	3,850	2,561,181	0	0	19,746,198	0.0213%
			17,181,167	3,850	2,561,181	0	0	19,746,198	0.0213%
63	981	FIDELITY INVESTMENT INS & ANN GRP							
		93696 Fidelity Investments Life Ins Co	1,725,757	160,671,421	0	0	0	162,397,178	0.1751%
			1,725,757	160,671,421	0	0	0	162,397,178	0.1751%
64	63290	Fidelity Life Assn A Legal Reserve L							
		63290 Fidelity Life Assn A Legal Reserve L	16,091,297	0	22,292	0	0	16,113,589	0.0174%
			16,091,297	0	22,292	0	0	16,113,589	0.0174%
65	670	Fidelity Natl Fin Inc GRP							
		63274 Fidelity & Guar Life Ins Co	162,287,853	930,342,657	0	0	0	1,092,630,510	1.1779%
			162,287,853	930,342,657	0	0	0	1,092,630,510	1.1779%
66	451	FIDELITY SECURITY GRP							
		71870 Fidelity Security Life Ins Co	5,773,403	186,583	76,280,139	0	0	82,240,125	0.0887%
			5,773,403	186,583	76,280,139	0	0	82,240,125	0.0887%

2023 CALIFORNIA LIFE & ANNUITY MARKET SHARE REPORT

Premium Written During The Calendar Year

Sorted by Group Name

Source: NAIC Database

Active companies only

Rec #	Group #	Group Name NAIC # Company Name	[1] Life Insurance	[2] Annuity Considerations	[3] Accident and Health	[4] Deposit Type Contracts	[5] Other Considerations	[6] Total Premium Sum of [1] thru [5]	[7] Market Share
67	449	FINANCIAL HOLDINGS GRP							
		61999 Americo Fin Life & Ann Ins Co	38,216,422	111,544,947	144,583	146,664	0	150,052,616	0.1618%
		90212 Great Southern Life Ins Co	3,326,256	220,213	118,109	17,355	0	3,681,933	0.0040%
		63487 Investors Life Ins Co N Amer	946,940	0	0	0	0	946,940	0.0010%
		66540 National Farmers Union Life Ins Co	316,377	104	0	0	0	316,481	0.0003%
		87645 United Fidelity Life Ins Co	243,728	5,531	0	1,063	0	250,322	0.0003%
			43,049,723	111,770,795	262,692	165,082	0	155,248,292	0.1674%
68	5024	Fortitude Grp Holdings LLC Grp							
		86630 Fortitude Life Ins & Ann Co	188,019	6,658,066	0	925,178	0	7,771,263	0.0084%
		90247 Fortitude US Reins Co	36,645	0	0	150	0	36,795	0.0000%
			224,664	6,658,066	0	925,328	0	7,808,058	0.0084%
69	350	General Electric Grp							
		62596 Union Fidelity Life Ins Co	519,297	0	1,407,414	0	0	1,926,711	0.0021%
			519,297	0	1,407,414	0	0	1,926,711	0.0021%
70	4011	Genworth Fin Grp							
		70025 Genworth Life Ins Co	25,344,453	290,934	263,914,437	0	0	289,549,824	0.3122%
		65536 Genworth Life & Ann Ins Co	102,212,555	1,166,941	635,447	0	0	104,014,943	0.1121%
			127,557,008	1,457,875	264,549,884	0	0	393,564,767	0.4243%
71	4736	GGC Grp							
		93734 Nassau Life & Ann Co	564,273	82,682,509	1,300,870	0	0	84,547,652	0.0911%
		93548 PHL Variable Ins Co	13,913,092	279,597	0	0	0	14,192,689	0.0153%
		67814 Nassau Life Ins Co	14,019,174	84,332	15,894	0	0	14,119,400	0.0152%
		68284 Nassau Life Ins Co of KS	13,786	0	24,096	0	0	37,882	0.0000%
			28,510,325	83,046,438	1,340,860	0	0	112,897,623	0.1217%

2023 CALIFORNIA LIFE & ANNUITY MARKET SHARE REPORT

Premium Written During The Calendar Year

Sorted by Group Name

Source: NAIC Database

Active companies only

Rec #	Group #	Group Name NAIC # Company Name	[1] Life Insurance	[2] Annuity Considerations	[3] Accident and Health	[4] Deposit Type Contracts	[5] Other Considerations	[6] Total Premium Sum of [1] thru [5]	[7] Market Share
72	3891	Global Atlantic Grp							
		91642 Forethought Life Ins Co	54,026,492	1,248,161,717	4,184,020	4,652,816	0	1,311,025,045	1.4134%
		62200 Accordia Life & Ann Co	141,340,969	0	0	0	0	141,340,969	0.1524%
		84824 Commonwealth Ann & Life Ins Co	2,153,125	2,520,769	372	514,969	0	5,189,235	0.0056%
		69140 First Allmerica Fin Life Ins Co	563,496	11,362	93	0	0	574,951	0.0006%
			198,084,082	1,250,693,848	4,184,485	5,167,785	0	1,458,130,200	1.5720%
73	290	Globe Life Inc Grp							
		60577 American Income Life Ins Co	166,358,744	0	11,509,863	0	0	177,868,607	0.1918%
		91472 Globe Life & Accident Ins Co	59,521,604	0	3,234,199	0	0	62,755,803	0.0677%
		92916 United Amer Ins Company	373,623	326,832	50,793,363	0	0	51,493,818	0.0555%
		77968 Family Heritage Life Ins Co Of Amer	75,763	0	8,049,858	0	0	8,125,621	0.0088%
		65331 Liberty Natl Life Ins Co	4,938,848	665	184,963	0	0	5,124,476	0.0055%
			231,268,582	327,497	73,772,246	0	0	305,368,325	0.3292%
74	4712	GPM Life Grp							
		63967 Government Personnel Mut Life Ins Co	3,073,155	7,776	56,757	0	0	3,137,688	0.0034%
		67059 GPM Hlth & Life Ins Co	904,908	33,104	85,838	0	0	1,023,850	0.0011%
			3,978,063	40,880	142,595	0	0	4,161,538	0.0045%
75	769	GREAT WEST GRP							
		68322 Empower Ann Ins Co of Amer	9,107,098	17,349,879	365,606	27,776,884	265,855,976	320,455,443	0.3455%
		93629 Empower Ann Ins Co	0	-8,689	0	228,566,354	13,593,974	242,151,639	0.2611%
		80659 US Business of Canada Life Assur Co	5,784,813	0	146,504	0	0	5,931,317	0.0064%
			14,891,911	17,341,190	512,110	256,343,238	279,449,950	568,538,399	0.6129%

2023 CALIFORNIA LIFE & ANNUITY MARKET SHARE REPORT

Premium Written During The Calendar Year

Sorted by Group Name

Source: NAIC Database

Active companies only

Rec #	Group #	Group Name NAIC # Company Name	[1] Life Insurance	[2] Annuity Considerations	[3] Accident and Health	[4] Deposit Type Contracts	[5] Other Considerations	[6] Total Premium Sum of [1] thru [5]	[7] Market Share
76	4794	Group 1001 Ins Holdings Grp							
		79065 Delaware Life Ins Co	2,963,239	482,426,161	0	0	0	485,389,400	0.5233%
		83607 Clear Spring Life & Ann Co	14,184	40,302,716	0	33,444	0	40,350,344	0.0435%
		15691 Gainbridge Life Ins Co	0	214,000	0	0	0	214,000	0.0002%
			2,977,423	522,942,877	0	33,444	0	525,953,744	0.5670%
77	687	GUARANTEE TRUST GRP							
		64211 Guarantee Trust Life Ins Co	1,857,452	6,216	1,892,445	4,625	0	3,760,738	0.0041%
			1,857,452	6,216	1,892,445	4,625	0	3,760,738	0.0041%
78	429	GUARDIAN LIFE GRP							
		64246 Guardian Life Ins Co Of Amer	360,511,406	937,059	682,966,756	0	0	1,044,415,221	1.1260%
		78778 Guardian Ins & Ann Co Inc	7,999,182	300,736,508	0	1,522,882	225,147	310,483,719	0.3347%
		71714 Berkshire Life Ins Co of Amer	429,061	0	64,442,783	0	0	64,871,844	0.0699%
		60003 Park Avenue Life Ins Co	138,228	0	0	0	0	138,228	0.0001%
		74004 Family Serv Life Ins Co	553	0	0	0	0	553	0.0000%
			369,078,430	301,673,567	747,409,539	1,522,882	225,147	1,419,909,565	1.5308%
79	91	HARTFORD FIRE & CAS GRP							
		70815 Hartford Life & Accident Ins Co	189,073,036	0	287,866,013	0	0	476,939,049	0.5142%
			189,073,036	0	287,866,013	0	0	476,939,049	0.5142%
80	917	HCSC GRP							
		71129 Dearborn Life Ins Co	944,783	0	1,897,464	45,747	0	2,887,994	0.0031%
			944,783	0	1,897,464	45,747	0	2,887,994	0.0031%

2023 CALIFORNIA LIFE & ANNUITY MARKET SHARE REPORT

Premium Written During The Calendar Year

Sorted by Group Name

Source: NAIC Database

Active companies only

Rec #	Group #	Group Name NAIC # Company Name	[1] Life Insurance	[2] Annuity Considerations	[3] Accident and Health	[4] Deposit Type Contracts	[5] Other Considerations	[6] Total Premium Sum of [1] thru [5]	[7] Market Share
81	812	HIGHMARK GRP 93440 HM Life Ins Co	0	0	36,428,221	0	0	36,428,221	0.0393%
			0	0	36,428,221	0	0	36,428,221	0.0393%
82	2858	Homesield Capital Grp 81779 Individual Assur Co Life Hlth & Acc 99724 LifeShield Natl Ins Co	0	0	2,229,046	0	0	2,229,046	0.0024%
			282,232	0	221,119	0	0	503,351	0.0005%
			282,232	0	2,450,165	0	0	2,732,397	0.0029%
83	64505	Homesteaders Life Co 64505 Homesteaders Life Co	34,833,332	623,225	0	0	0	35,456,557	0.0382%
			34,833,332	623,225	0	0	0	35,456,557	0.0382%
84	300	HORACE MANN GRP 87963 National Teachers Assoc Life Ins Co 64513 Horace Mann Life Ins Co 65781 Madison Natl Life Ins Co Inc	407,264	0	34,089,414	0	0	34,496,678	0.0372%
			8,979,466	21,473,462	7,234	0	0	30,460,162	0.0328%
			362,140	355,020	2,843,858	0	0	3,561,018	0.0038%
			9,748,870	21,828,482	36,940,506	0	0	68,517,858	0.0739%
85	69272	Ibexis Life & Ann Ins Co 69272 Ibexis Life & Ann Ins Co	1,435,079	14,015,728	0	0	0	15,450,807	0.0167%
			1,435,079	14,015,728	0	0	0	15,450,807	0.0167%
86	64580	Illinois Mut Life Ins Co 64580 Illinois Mut Life Ins Co	1,149,078	23,080	100,978	0	0	1,273,136	0.0014%
			1,149,078	23,080	100,978	0	0	1,273,136	0.0014%

2023 CALIFORNIA LIFE & ANNUITY MARKET SHARE REPORT

Premium Written During The Calendar Year

Sorted by Group Name

Source: NAIC Database

Active companies only

Rec #	Group #	Group Name NAIC # Company Name	[1] Life Insurance	[2] Annuity Considerations	[3] Accident and Health	[4] Deposit Type Contracts	[5] Other Considerations	[6] Total Premium Sum of [1] thru [5]	[7] Market Share
87	542	INDIANA FARM BUREAU Grp							
		69892 United Farm Family Life Ins Co	3,740,482	25	0	162	0	3,740,669	0.0040%
		69922 United Home Life Ins Co	897,889	0	4,989	0	0	902,878	0.0010%
			4,638,371	25	4,989	162	0	4,643,547	0.0050%
88	315	INDUSTRIAL ALLIANCE GRP							
		91693 IA Amer Life Ins Co	25,355,995	4,181,594	5,183	0	0	29,542,772	0.0318%
		68594 American Amicable Life Ins Co Of TX	18,370,856	891,778	0	0	0	19,262,634	0.0208%
		67148 Occidental Life Ins Co Of NC	4,067,742	1,692,797	0	0	0	5,760,539	0.0062%
		67873 Pioneer Amer Ins Co	4,432,264	351,429	0	0	0	4,783,693	0.0052%
		14406 Industrial Alliance Ins & Fin Serv I	3,242,480	1,402,838	0	0	0	4,645,318	0.0050%
		67946 Pioneer Security Life Ins Co	981,431	845	0	0	0	982,276	0.0011%
			56,450,768	8,521,281	5,183	0	0	64,977,232	0.0701%
89	4966	Insurance Capital Grp							
		63223 Federal Life Ins Co	1,445,843	8,300	11,451	0	0	1,465,594	0.0016%
			1,445,843	8,300	11,451	0	0	1,465,594	0.0016%
90	918	JACKSON NATL GRP							
		65056 Jackson Natl Life Ins Co	58,233,864	1,133,065,621	1,541,902	1,000,000	0	1,193,841,387	1.2871%
			58,233,864	1,133,065,621	1,541,902	1,000,000	0	1,193,841,387	1.2871%
91	904	JOHN HANCOCK GRP							
		65838 John Hancock Life Ins Co USA	550,254,599	3,253,714	99,272,073	0	2,163,777,854	2,816,558,240	3.0365%
		93610 John Hancock Life & Hlth Ins Co	39,487	0	1,508,386	0	0	1,547,873	0.0017%
			550,294,086	3,253,714	100,780,459	0	2,163,777,854	2,818,106,113	3.0381%

2023 CALIFORNIA LIFE & ANNUITY MARKET SHARE REPORT

Premium Written During The Calendar Year

Sorted by Group Name

Source: NAIC Database

Active companies only

Rec #	Group #	Group Name NAIC # Company Name	[1] Life Insurance	[2] Annuity Considerations	[3] Accident and Health	[4] Deposit Type Contracts	[5] Other Considerations	[6] Total Premium Sum of [1] thru [5]	[7] Market Share
92	588	KANSAS CITY LIFE INS GRP							
		65129 Kansas City Life Ins Co	19,288,148	2,657,957	1,651,619	429,383	0	24,027,107	0.0259%
		67199 Old Amer Ins Co	4,119,412	0	16,115	0	0	4,135,527	0.0045%
			23,407,560	2,657,957	1,667,734	429,383	0	28,162,634	0.0304%
93	215	Kemper Corp Grp							
		69930 United Ins Co Of Amer	21,312,330	0	577,547	0	0	21,889,877	0.0236%
		68357 Reliable Life Ins Co	15,659	0	96	0	0	15,755	0.0000%
			21,327,989	0	577,643	0	0	21,905,632	0.0236%
94	4925	Kuvare Grp							
		65595 Lincoln Benefit Life Co	127,914,421	2,193,963	10,244,995	2,290,520	0	142,643,899	0.1538%
		64238 Guaranty Income Life Ins Co	943	139,799,560	0	0	0	139,800,503	0.1507%
		69973 United Life Ins Co	5,241,585	56,886,068	1,908	43,945	0	62,173,506	0.0670%
			133,156,949	198,879,591	10,246,903	2,334,465	0	344,617,908	0.3715%
95	62154	Ladder Life Ins Co							
		62154 Ladder Life Ins Co	3,786,308	0	0	0	0	3,786,308	0.0041%
			3,786,308	0	0	0	0	3,786,308	0.0041%
96	3436	Liberty Life Grp Trust Grp							
		68543 Liberty Bankers Life Ins Co	2,097,115	22,998,643	6,452	728,376	0	25,830,586	0.0278%
		61581 Capitol Life Ins Co	3,234	595,114	22,650	0	0	620,998	0.0007%
		66001 American Benefit Life Ins Co	23,985	2,270	1,443	0	0	27,698	0.0000%
			2,124,334	23,596,027	30,545	728,376	0	26,479,282	0.0285%

2023 CALIFORNIA LIFE & ANNUITY MARKET SHARE REPORT

Premium Written During The Calendar Year

Sorted by Group Name

Source: NAIC Database

Active companies only

Rec #	Group #	Group Name NAIC # Company Name	[1] Life Insurance	[2] Annuity Considerations	[3] Accident and Health	[4] Deposit Type Contracts	[5] Other Considerations	[6] Total Premium Sum of [1] thru [5]	[7] Market Share
97	5050	Life & Specialty Ventures LLC Grp 97985 LifeMap Assur Co	39,035	0	4,179	0	0	43,214	0.0000%
			39,035	0	4,179	0	0	43,214	0.0000%
98	1186	Lifetime HlthCare Grp 69515 Medamerica Ins Co	0	0	5,413,140	0	0	5,413,140	0.0058%
			0	0	5,413,140	0	0	5,413,140	0.0058%
99	65927	Lincoln Heritage Life Ins Co 65927 Lincoln Heritage Life Ins Co	121,687,649	2,310	138,758	0	0	121,828,717	0.1313%
			121,687,649	2,310	138,758	0	0	121,828,717	0.1313%
100	20	LINCOLN NATL GRP							
		65676 Lincoln Natl Life Ins Co	800,658,640	1,251,541,134	400,535,831	0	0	2,452,735,605	2.6442%
		67652 First Penn Pacific Life Ins Co	11,964,031	0	3,902	0	0	11,967,933	0.0129%
		62057 Lincoln Life & Ann Co of NY	1,688,864	3,626,885	1,741,428	0	0	7,057,177	0.0076%
			814,311,535	1,255,168,019	402,281,161	0	0	2,471,760,715	2.6648%
101	1117	Manhattan Life Grp							
		61883 ManhattanLife Ins & Ann Co	506,949	0	21,143,617	0	0	21,650,566	0.0233%
		85189 Western United Life Assur Co	316	6,512,125	70,789	0	0	6,583,230	0.0071%
		63053 Family Life Ins Co	1,648,046	0	321,602	0	0	1,969,648	0.0021%
		65870 Manhattan Life Ins Co	931,238	476,306	158,930	0	0	1,566,474	0.0017%
			3,086,549	6,988,431	21,694,938	0	0	31,769,918	0.0343%

2023 CALIFORNIA LIFE & ANNUITY MARKET SHARE REPORT

Premium Written During The Calendar Year

Sorted by Group Name

Source: NAIC Database

Active companies only

Rec #	Group #	Group Name NAIC # Company Name	[1] Life Insurance	[2] Annuity Considerations	[3] Accident and Health	[4] Deposit Type Contracts	[5] Other Considerations	[6] Total Premium Sum of [1] thru [5]	[7] Market Share
102	435	MASS MUT LIFE INS GRP							
		65935 Massachusetts Mut Life Ins Co	928,989,399	2,072,327,579	68,496,112	234,794,077	253,965,475	3,558,572,642	3.8364%
		63312 MassMutual Ascend Life Ins Co	4,300,706	932,757,639	15,440	508,105	0	937,581,890	1.0108%
		93432 CM Life Ins Co	20,139,096	31,279,098	0	0	0	51,418,194	0.0554%
		93661 Annuity Investors Life Ins Co	0	9,867,620	0	0	0	9,867,620	0.0106%
		70416 MML Bay State Life Ins Co	3,258,157	0	0	0	0	3,258,157	0.0035%
		67083 Manhattan Natl Life Ins Co	1,312,556	1,421	0	0	0	1,313,977	0.0014%
			957,999,914	3,046,233,357	68,511,552	235,302,182	253,965,475	4,562,012,480	4.9182%
103	730	MEDICAL MUT OF OH GRP							
		68462 Reserve Natl Ins Co	18,726	0	129,069	0	0	147,795	0.0002%
			18,726	0	129,069	0	0	147,795	0.0002%
104	1348	Meiji Yasuda Life Ins Grp							
		69019 Standard Ins Co	159,962,068	146,113,336	334,188,459	408,345	293,160,221	933,832,429	1.0067%
		64343 Pacific Guardian Life Ins Co Ltd	7,590,397	20,040,958	16	161,219	0	27,792,590	0.0300%
			167,552,465	166,154,294	334,188,475	569,564	293,160,221	961,625,019	1.0367%
105	65951	Merit Life Ins Co							
		65951 Merit Life Ins Co	12,414	0	-2,692	0	0	9,722	0.0000%
			12,414	0	-2,692	0	0	9,722	0.0000%
106	241	METROPOLITAN GRP							
		65978 Metropolitan Life Ins Co	937,417,098	62,772,704	1,129,218,984	9,275,826	109,285,945	2,247,970,557	2.4235%
		97136 Metropolitan Tower Life Ins Co	23,824,823	455,944,502	332,963	-130,865	0	479,971,423	0.5174%
		62634 Delaware Amer Life Ins Co	78,672	0	472,527	0	0	551,199	0.0006%
			961,320,593	518,717,206	1,130,024,474	9,144,961	109,285,945	2,728,493,179	2.9415%

2023 CALIFORNIA LIFE & ANNUITY MARKET SHARE REPORT

Premium Written During The Calendar Year

Sorted by Group Name

Source: NAIC Database

Active companies only

Rec #	Group #	Group Name NAIC # Company Name	[1] Life Insurance	[2] Annuity Considerations	[3] Accident and Health	[4] Deposit Type Contracts	[5] Other Considerations	[6] Total Premium Sum of [1] thru [5]	[7] Market Share
107	869	MINNESOTA MUT GRP							
		66168 Minnesota Life Ins Co	321,517,265	53,642,810	37,179,223	24,883,958	237,233,459	674,456,715	0.7271%
		93742 Securian Life Ins Co	196,952,453	6,155,230	25,128,766	0	0	228,236,449	0.2461%
			518,469,718	59,798,040	62,307,989	24,883,958	237,233,459	902,693,164	0.9732%
108	373	Mutual of America Grp							
		88668 Mutual Of Amer Life Ins Co	291,610	1,001,832	118,355	756,149	174,307,503	176,475,449	0.1903%
			291,610	1,001,832	118,355	756,149	174,307,503	176,475,449	0.1903%
109	261	MUTUAL OF OMAHA GRP							
		69868 United Of Omaha Life Ins Co	277,975,815	218,589,806	124,637,750	82,111,957	57,636	703,372,964	0.7583%
		71412 Mutual Of Omaha Ins Co	0	0	86,826,012	0	0	86,826,012	0.0936%
		72850 United World Life Ins Co	55,736	0	31,006,417	0	0	31,062,153	0.0335%
		13100 Omaha Ins Co	0	0	1,465,089	0	0	1,465,089	0.0016%
			278,031,551	218,589,806	243,935,268	82,111,957	57,636	822,726,218	0.8870%
110	1211	NATIONAL GUARDIAN LIFE INS GRP							
		66583 National Guardian Life Ins Co	117,881,826	5,907,443	51,483,703	548,220	0	175,821,192	0.1895%
			117,881,826	5,907,443	51,483,703	548,220	0	175,821,192	0.1895%
111	634	National Life GRP							
		65528 Life Ins Co Of The Southwest	718,001,616	683,472,050	400	123,619	0	1,401,597,685	1.5110%
		66680 National Life Ins Co	38,088,584	946,199	827,683	0	0	39,862,466	0.0430%
			756,090,200	684,418,249	828,083	123,619	0	1,441,460,151	1.5540%

2023 CALIFORNIA LIFE & ANNUITY MARKET SHARE REPORT

Premium Written During The Calendar Year

Sorted by Group Name

Source: NAIC Database

Active companies only

Rec #	Group #	Group Name NAIC # Company Name	[1] Life Insurance	[2] Annuity Considerations	[3] Accident and Health	[4] Deposit Type Contracts	[5] Other Considerations	[6] Total Premium Sum of [1] thru [5]	[7] Market Share
112	4941	National Western Life Grp							
		66850 National Western Life Ins Co	6,911,314	14,418,477	0	0	0	21,329,791	0.0230%
		67393 Ozark Natl Life Ins Co	172,967	0	460	0	0	173,427	0.0002%
			7,084,281	14,418,477	460	0	0	21,503,218	0.0232%
113	140	NATIONWIDE CORP GRP							
		66869 Nationwide Life Ins Co	318,844,023	1,428,472,628	24,626,553	0	0	1,771,943,204	1.9103%
		92657 Nationwide Life & Ann Ins Co	546,984,330	615,495,434	0	0	0	1,162,479,764	1.2532%
		64017 Jefferson Natl Life Ins Co	767,967	101,776,227	2,639	2,584,883	0	105,131,716	0.1133%
			866,596,320	2,145,744,289	24,629,192	2,584,883	0	3,039,554,684	3.2769%
114	520	NEW ERA LIFE GRP							
		67784 Philadelphia Amer Life Ins Co	0	0	2,148,470	0	0	2,148,470	0.0023%
		69698 New Era Life Ins Co Of Midwest	7,554	1,200	0	6,728	0	15,482	0.0000%
		78743 New Era Life Ins Co	1,457	0	0	565	0	2,022	0.0000%
			9,011	1,200	2,148,470	7,293	0	2,165,974	0.0023%
115	826	NEW YORK LIFE GRP							
		91596 New York Life Ins & Ann Corp	262,497,443	1,701,131,122	0	41,757,275	0	2,005,385,840	2.1620%
		66915 New York Life Ins Co	1,375,127,713	194,259,109	73,670,685	0	285,028,144	1,928,085,651	2.0786%
		65498 Life Ins Co Of N Amer	236,782,684	0	243,724,752	0	0	480,507,436	0.5180%
		81353 NYLife Ins Co Of AZ	6,802,533	0	0	0	0	6,802,533	0.0073%
			1,881,210,373	1,895,390,231	317,395,437	41,757,275	285,028,144	4,420,781,460	4.7660%
116	860	NORTHWESTERN MUT GRP							
		67091 Northwestern Mut Life Ins Co	1,031,368,901	109,583,246	107,286,404	2,708,638	0	1,250,947,189	1.3486%
		69000 Northwestern Long Term Care Ins Co	0	0	53,194,620	0	0	53,194,620	0.0573%
			1,031,368,901	109,583,246	160,481,024	2,708,638	0	1,304,141,809	1.4060%

2023 CALIFORNIA LIFE & ANNUITY MARKET SHARE REPORT

Premium Written During The Calendar Year

Sorted by Group Name

Source: NAIC Database

Active companies only

Rec #	Group #	Group Name NAIC # Company Name	[1] Life Insurance	[2] Annuity Considerations	[3] Accident and Health	[4] Deposit Type Contracts	[5] Other Considerations	[6] Total Premium Sum of [1] thru [5]	[7] Market Share
117	67180	Ohio State Life Ins Co 67180 Ohio State Life Ins Co	1,894,899	11,622,789	0	150	0	13,517,838	0.0146%
			1,894,899	11,622,789	0	150	0	13,517,838	0.0146%
118	150	OLD REPUBLIC GRP 67261 Old Republic Life Ins Co	1,015,562	0	646	0	0	1,016,208	0.0011%
			1,015,562	0	646	0	0	1,016,208	0.0011%
119	619	OneAmerica Fin Partners Grp 60895 American United Life Ins Co 69116 State Life Ins Co 67911 Pioneer Mut Life Ins Co	51,344,463 95,421,850 3,140,186	478,352,391 18,830,928 15,527	86,945 2,751,292 0	130,753 234,709 0	0 0 0	529,914,552 117,238,779 3,155,713	0.5713% 0.1264% 0.0034%
			149,906,499	497,198,846	2,838,237	365,462	0	650,309,044	0.7011%
120	5021	OneMain Holdings Inc Grp 60518 American Hlth & Life Ins Co	8,555,178	0	3,648,868	20,724	0	12,224,770	0.0132%
			8,555,178	0	3,648,868	20,724	0	12,224,770	0.0132%
121	709	PACIFIC LIFE GRP 67466 Pacific Life Ins Co 97268 Pacific Life & Ann Co	671,705,386 794,043	1,622,601,967 7,497,314	0 0	68,210,328 0	0 0	2,362,517,681 8,291,357	2.5470% 0.0089%
			672,499,429	1,630,099,281	0	68,210,328	0	2,370,809,038	2.5559%
122	525	PAN AMER LIFE GRP 67539 Pan Amer Life Ins Co 93459 Pan Amer Assur Co	22,265,669 2,547,181	22,872 0	49,726,153 0	0 0	0 0	72,014,694 2,547,181	0.0776% 0.0027%
			24,812,850	22,872	49,726,153	0	0	74,561,875	0.0804%

2023 CALIFORNIA LIFE & ANNUITY MARKET SHARE REPORT

Premium Written During The Calendar Year

Sorted by Group Name

Source: NAIC Database

Active companies only

Rec #	Group #	Group Name NAIC # Company Name	[1] Life Insurance	[2] Annuity Considerations	[3] Accident and Health	[4] Deposit Type Contracts	[5] Other Considerations	[6] Total Premium Sum of [1] thru [5]	[7] Market Share
123	850	PENN MUT GRP							
		67644 Penn Mut Life Ins Co	164,989,106	54,056,898	256,038	9,872,668	0	229,174,710	0.2471%
		93262 Penn Ins & Ann Co	84,955,836	2,088,793	0	0	0	87,044,629	0.0938%
		68632 Vantis Life Ins Co	430,516	0	0	0	0	430,516	0.0005%
			250,375,458	56,145,691	256,038	9,872,668	0	316,649,855	0.3414%
124	367	PHYSICIANS MUT GRP							
		72125 Physicians Life Ins Co	14,387,347	1,200	4,666,242	281,110	0	19,335,899	0.0208%
			14,387,347	1,200	4,666,242	281,110	0	19,335,899	0.0208%
125	629	PLATEAU GRP							
		97152 Plateau Ins Co	25,885	0	58,129	0	0	84,014	0.0001%
			25,885	0	58,129	0	0	84,014	0.0001%
126	4955	Powell Ins Grp							
		78662 Senior Life Ins Co	7,878,427	0	0	0	0	7,878,427	0.0085%
			7,878,427	0	0	0	0	7,878,427	0.0085%
127	4750	Primerica Grp							
		65919 Primerica Life Ins Co	523,529,083	35,041	12,256	1,294,330	0	524,870,710	0.5659%
		61409 National Benefit Life Ins Co	1,059,803	0	48,048	1,012	0	1,108,863	0.0012%
			524,588,886	35,041	60,304	1,295,342	0	525,979,573	0.5670%
128	332	PRINCIPAL FIN GRP							
		61271 Principal Life Ins Co	115,335,899	215,394,211	325,890,356	953,673,631	14,335	1,610,308,432	1.7360%
		71161 Principal Natl Life Ins Co	131,952,737	0	0	0	0	131,952,737	0.1423%
			247,288,636	215,394,211	325,890,356	953,673,631	14,335	1,742,261,169	1.8783%

2023 CALIFORNIA LIFE & ANNUITY MARKET SHARE REPORT

Premium Written During The Calendar Year

Sorted by Group Name

Source: NAIC Database

Active companies only

Rec #	Group #	Group Name NAIC # Company Name	[1] Life Insurance	[2] Annuity Considerations	[3] Accident and Health	[4] Deposit Type Contracts	[5] Other Considerations	[6] Total Premium Sum of [1] thru [5]	[7] Market Share
129	4947	Prosperity Life Ins Grp 60183 S USA Life Ins Co Inc	4,582,484	80,429,161	31,780	0	0	85,043,425	0.0917%
			4,582,484	80,429,161	31,780	0	0	85,043,425	0.0917%
130	304	PRUDENTIAL OF AMER GRP 68241 Prudential Ins Co Of Amer 79227 Pruco Life Ins Co	435,578,974	1,925,225,940	192,427,986	30,618,858	3,061,627,889	5,645,479,647	6.0863%
			616,150,361	610,890,827	0	4,247,814	0	1,231,289,002	1.3274%
			1,051,729,335	2,536,116,767	192,427,986	34,866,672	3,061,627,889	6,876,768,649	7.4137%
131	440	REGAL REINS GRP 66265 Monarch Life Ins Co	47,945	0	369,289	0	0	417,234	0.0004%
			47,945	0	369,289	0	0	417,234	0.0004%
132	477	Renaissance Hlth Serv Corp Grp 61700 Renaissance Life & Hlth Ins Co of Am	5,519	0	3,193,027	0	0	3,198,546	0.0034%
			5,519	0	3,193,027	0	0	3,198,546	0.0034%
133	4992	Resolution Life US Holdings Grp 68713 Security Life Of Denver Ins Co 66109 Midwestern United Life Ins Co	101,073,017	30	0	0	0	101,073,047	0.1090%
			213,622	0	0	0	0	213,622	0.0002%
			101,286,639	30	0	0	0	101,286,669	0.1092%
134	93777	Revol One Ins Co 93777 Revol One Ins Co	1,154,844	0	2,551	0	0	1,157,395	0.0012%
			1,154,844	0	2,551	0	0	1,157,395	0.0012%

2023 CALIFORNIA LIFE & ANNUITY MARKET SHARE REPORT

Premium Written During The Calendar Year

Sorted by Group Name

Source: NAIC Database

Active companies only

Rec #	Group #	Group Name NAIC # Company Name	[1] Life Insurance	[2] Annuity Considerations	[3] Accident and Health	[4] Deposit Type Contracts	[5] Other Considerations	[6] Total Premium Sum of [1] thru [5]	[7] Market Share
135	4639	RGA Inc Grp							
		93572 RGA Reins Co	0	10,813,843	15,662,472	0	0	26,476,315	0.0285%
		61182 Aurora Natl Life Assur Co	1,461,897	0	0	-89,869	0	1,372,028	0.0015%
			1,461,897	10,813,843	15,662,472	-89,869	0	27,848,343	0.0300%
136	60445	Sagicor Life Ins Co							
		60445 Sagicor Life Ins Co	4,605,319	46,326,137	0	917,773	0	51,849,229	0.0559%
			4,605,319	46,326,137	0	917,773	0	51,849,229	0.0559%
137	431	Sammons Enterprises Grp							
		66044 Midland Natl Life Ins Co	138,987,778	694,374,571	515	838,653	0	834,201,517	0.8993%
		66974 North Amer Co Life & Hlth Ins	120,584,666	540,752,068	18	231,440	0	661,568,192	0.7132%
			259,572,444	1,235,126,639	533	1,070,093	0	1,495,769,709	1.6126%
138	4553	Savings Bank Life Grp							
		70435 The Savings Bank Mut Life Ins Co of	22,392,313	3,079,826	0	0	0	25,472,139	0.0275%
			22,392,313	3,079,826	0	0	0	25,472,139	0.0275%
139	4890	SBL Holdings Grp							
		68675 Security Benefit Life Ins Co	984,586	662,863,005	0	0	0	663,847,591	0.7157%
		97241 Everly Life Ins Co	45,102	515	0	0	0	45,617	0.0000%
			1,029,688	662,863,520	0	0	0	663,893,208	0.7157%
140	68772	Security Mut Life Ins Co Of NY							
		68772 Security Mut Life Ins Co Of NY	4,712,436	2,200	7,771	0	0	4,722,407	0.0051%
			4,712,436	2,200	7,771	0	0	4,722,407	0.0051%

2023 CALIFORNIA LIFE & ANNUITY MARKET SHARE REPORT

Premium Written During The Calendar Year

Sorted by Group Name

Source: NAIC Database

Active companies only

Rec #	Group #	Group Name NAIC # Company Name	[1] Life Insurance	[2] Annuity Considerations	[3] Accident and Health	[4] Deposit Type Contracts	[5] Other Considerations	[6] Total Premium Sum of [1] thru [5]	[7] Market Share
141	454	SECURITY NATL GRP 69485 Security Natl Life Ins Co	10,538,747	364,023	1,074	12,884	0	10,916,728	0.0118%
			10,538,747	364,023	1,074	12,884	0	10,916,728	0.0118%
142	169	SENTRY INS GRP 68810 Sentry Life Ins Co	2,115,251	111,918,933	0	0	0	114,034,184	0.1229%
			2,115,251	111,918,933	0	0	0	114,034,184	0.1229%
143	176	STATE FARM GRP 69108 State Farm Life Ins Co	573,534,743	12,539,222	0	17	0	586,073,982	0.6318%
			573,534,743	12,539,222	0	17	0	586,073,982	0.6318%
144	4888	Sterling Financial Ins Grp Inc 62952 SILAC Ins Co 89184 Sterling Investors Life Ins Co	21,925 162,729	62,425,049 300	641,507 43,635	860,345 0	0 0	63,948,826 206,664	0.0689% 0.0002%
			184,654	62,425,349	685,142	860,345	0	64,155,490	0.0692%
145	4855	Sumitomo Life Ins Grp 68608 Symetra Life Ins Co 90581 Symetra Natl Life Ins Co	123,675,212 11,396	1,122,194,344 0	98,912,969 0	6,399,691 0	0 0	1,351,182,216 11,396	1.4567% 0.0000%
			123,686,608	1,122,194,344	98,912,969	6,399,691	0	1,351,193,612	1.4567%
146	549	Sun Life Financial Inc Grp 80802 US Br Sun Life Assur Co of Canada 80926 Sun Life & Hlth Ins Co 64602 Independence Life & Ann Co 68047 Professional Ins Co	83,465,788 5,910,147 0 15,979	0 0 0 0	300,537,085 716,415 3,025,079 735,536	0 0 0 0	0 0 0 0	384,002,873 6,626,562 3,025,079 751,515	0.4140% 0.0071% 0.0033% 0.0008%
			89,391,914	0	305,014,115	0	0	394,406,029	0.4252%

2023 CALIFORNIA LIFE & ANNUITY MARKET SHARE REPORT

Premium Written During The Calendar Year

Sorted by Group Name

Source: NAIC Database

Active companies only

Rec #	Group #	Group Name NAIC # Company Name	[1] Life Insurance	[2] Annuity Considerations	[3] Accident and Health	[4] Deposit Type Contracts	[5] Other Considerations	[6] Total Premium Sum of [1] thru [5]	[7] Market Share
147	69310	Surety Life Ins Co 69310 Surety Life Ins Co	9,902,178	82,819	4,759	0	0	9,989,756	0.0108%
			9,902,178	82,819	4,759	0	0	9,989,756	0.0108%
148	181	SWISS RE GRP							
		73504 Lumico Life Ins Co	8,950,857	0	121,056	0	0	9,071,913	0.0098%
		85561 Elips Life Ins Co	10,310	0	203,062	0	0	213,372	0.0002%
			8,961,167	0	324,118	0	0	9,285,285	0.0100%
149	4926	Talcott Holdings Grp							
		88072 Talcott Resolution Life Ins Co	4,689,382	19,005,969	633,204	119,364,333	81,713,316	225,406,204	0.2430%
		71153 Talcott Resolution Life & Ann Ins Co	73,562,005	12,110,273	7,899	0	1,155,382	86,835,559	0.0936%
			78,251,387	31,116,242	641,103	119,364,333	82,868,698	312,241,763	0.3366%
150	1216	TIAA FAMILY GRP							
		69345 Teachers Ins & Ann Assoc Of Amer	9,894,711	782,970,123	544,171	329,970,092	0	1,123,379,097	1.2111%
		60142 TIAA Cref Life Ins Co	18,272,699	7,138,421	265,833	405,201,194	0	430,878,147	0.4645%
			28,167,410	790,108,544	810,004	735,171,286	0	1,554,257,244	1.6756%
151	3098	Tokio Marine Holdings Inc GRP							
		68381 Reliance Standard Life Ins Co	57,013,364	132,117,922	117,159,571	0	0	306,290,857	0.3302%
		92711 HCC Life Ins Co	454,301	3,600	109,188,085	0	0	109,645,986	0.1182%
		69078 Standard Security Life Ins Co Of NY	3,917	0	46,524	0	0	50,441	0.0001%
			57,471,582	132,121,522	226,394,180	0	0	415,987,284	0.4485%

2023 CALIFORNIA LIFE & ANNUITY MARKET SHARE REPORT

Premium Written During The Calendar Year

Sorted by Group Name

Source: NAIC Database

Active companies only

Rec #	Group #	Group Name NAIC # Company Name	[1] Life Insurance	[2] Annuity Considerations	[3] Accident and Health	[4] Deposit Type Contracts	[5] Other Considerations	[6] Total Premium Sum of [1] thru [5]	[7] Market Share
152	306	TruStage GRP							
		67989 American Memorial Life Ins Co	199,874,709	331,226	0	8	0	200,205,943	0.2158%
		62626 CMFG Life Ins Co	53,481,039	31,489,997	44,439,156	170,758	32,593,912	162,174,862	0.1748%
		86126 Members Life Ins Co	2,365,713	65,088,456	0	73,879	0	67,528,048	0.0728%
		70408 Union Security Ins Co	6,103,542	1,516,355	2,598,751	0	0	10,218,648	0.0110%
			261,825,003	98,426,034	47,037,907	244,645	32,593,912	440,127,501	0.4745%
153	276	Trustmark Mut Holding Co GRP							
		61425 Trustmark Ins Co	72,543,532	2,745	12,520,178	0	0	85,066,455	0.0917%
		62863 Trustmark Life Ins Co	286,765	0	6,187,397	0	0	6,474,162	0.0070%
			72,830,297	2,745	18,707,575	0	0	91,540,617	0.0987%
154	4877	TWA & AMFI Corp Grp							
		69566 Trans World Assur Co	1,536,137	97,521	0	0	0	1,633,658	0.0018%
		60429 American Fidelity Life Ins Co	425,307	141,078	0	0	0	566,385	0.0006%
			1,961,444	238,599	0	0	0	2,200,043	0.0024%
155	574	UHaul Holding Grp							
		76112 Oxford Life Ins Co	2,681,330	49,899,786	200,421	0	0	52,781,537	0.0569%
			2,681,330	49,899,786	200,421	0	0	52,781,537	0.0569%
156	11121	Unified Life Ins Co							
		11121 Unified Life Ins Co	349,403	441	5,278,121	0	0	5,627,965	0.0061%
			349,403	441	5,278,121	0	0	5,627,965	0.0061%
157	781	UNION LABOR GRP							
		69744 Union Labor Life Ins Co	7,471,589	0	25,007,830	0	0	32,479,419	0.0350%
			7,471,589	0	25,007,830	0	0	32,479,419	0.0350%

2023 CALIFORNIA LIFE & ANNUITY MARKET SHARE REPORT

Premium Written During The Calendar Year

Sorted by Group Name

Source: NAIC Database

Active companies only

Rec #	Group #	Group Name NAIC # Company Name	[1] Life Insurance	[2] Annuity Considerations	[3] Accident and Health	[4] Deposit Type Contracts	[5] Other Considerations	[6] Total Premium Sum of [1] thru [5]	[7] Market Share
158	2878	United Heritage Mut Grp 63983 United Heritage Life Ins Co	2,890,102	264,811	84,553	1,660	0	3,241,126	0.0035%
			2,890,102	264,811	84,553	1,660	0	3,241,126	0.0035%
159	42129	United Security Assur Co Of PA 42129 United Security Assur Co Of PA	0	0	6,693	0	0	6,693	0.0000%
			0	0	6,693	0	0	6,693	0.0000%
160	200	UNITED SERV AUTOMOBILE ASSN GRP 69663 USAA Life Ins Co	108,117,654	646,358,196	53,491,389	5,943,419	0	813,910,658	0.8775%
			108,117,654	646,358,196	53,491,389	5,943,419	0	813,910,658	0.8775%
161	707	UNITEDHEALTH GRP							
		79413 UnitedHealthcare Ins Co	6,099,751	0	2,447,337,830	0	0	2,453,437,581	2.6450%
		91529 Unimerica Ins Co	2,168,098	0	49,492,472	0	0	51,660,570	0.0557%
		61832 Chesapeake Life Ins Co	4,277,181	100,068	25,791,077	0	0	30,168,326	0.0325%
		66087 Mid West Natl Life Ins Co Of TN	617,883	29,183	744,189	0	0	1,391,255	0.0015%
		98205 Natl Foundation Life Ins Co	25,437	0	459,040	0	0	484,477	0.0005%
		69647 Optum Ins of OH Inc	82,649	335	0	57,896	0	140,880	0.0002%
			13,270,999	129,586	2,523,824,608	57,896	0	2,537,283,089	2.7354%
162	63819	Unity Financial Life Ins Co 63819 Unity Financial Life Ins Co	835,736	0	0	0	0	835,736	0.0009%
			835,736	0	0	0	0	835,736	0.0009%

2023 CALIFORNIA LIFE & ANNUITY MARKET SHARE REPORT

Premium Written During The Calendar Year

Sorted by Group Name

Source: NAIC Database

Active companies only

Rec #	Group #	Group Name NAIC # Company Name	[1] Life Insurance	[2] Annuity Considerations	[3] Accident and Health	[4] Deposit Type Contracts	[5] Other Considerations	[6] Total Premium Sum of [1] thru [5]	[7] Market Share
163	565	UNUM GRP							
		62235 Unum Life Ins Co Of Amer	159,922,336	498	409,528,691	18,000	0	569,469,525	0.6139%
		62049 Colonial Life & Accident Ins Co	39,864,834	0	130,770,273	0	0	170,635,107	0.1840%
		68195 Provident Life & Accident Ins Co	18,432,315	0	98,714,670	0	0	117,146,985	0.1263%
		67601 Unum Ins Co	120,674	0	25,326,132	1,165,190	0	26,611,996	0.0287%
		68985 Starmount Life Ins Co	68,462	0	23,103,388	0	0	23,171,850	0.0250%
		67598 Paul Revere Life Ins Co	328,008	0	8,907,308	0	0	9,235,316	0.0100%
			218,736,629	498	696,350,462	1,183,190	0	916,270,779	0.9878%
164	70955	USA Life One Ins Co Of IN							
		70955 USA Life One Ins Co Of IN	420	0	0	0	0	420	0.0000%
			420	0	0	0	0	420	0.0000%
165	4832	Voya Financial Grp							
		86509 Voya Retirement Ins & Ann Co	5,209,018	1,163,504,902	-738	2,184,282	101,442,036	1,272,339,500	1.3717%
		67105 Reliastar Life Ins Co	167,694,185	16,297,183	297,064,647	89,001	0	481,145,016	0.5187%
		61360 Reliastar Life Ins Co Of NY	2,151,228	2,400	3,332,077	0	0	5,485,705	0.0059%
			175,054,431	1,179,804,485	300,395,986	2,273,283	101,442,036	1,758,970,221	1.8963%
166	3527	Wellabe Mut Holding Co Grp							
		71480 Great Western Ins Co	42,863,907	1,126,417	0	0	0	43,990,324	0.0474%
		60836 American Republic Ins Co	278,328	0	146,545	0	0	424,873	0.0005%
		31119 Medico Ins Co	1,966	0	368,526	0	0	370,492	0.0004%
			43,144,201	1,126,417	515,071	0	0	44,785,689	0.0483%

2023 CALIFORNIA LIFE & ANNUITY MARKET SHARE REPORT

Premium Written During The Calendar Year

Sorted by Group Name

Source: NAIC Database

Active companies only

Rec #	Group #	Group Name NAIC # Company Name	[1] Life Insurance	[2] Annuity Considerations	[3] Accident and Health	[4] Deposit Type Contracts	[5] Other Considerations	[6] Total Premium Sum of [1] thru [5]	[7] Market Share
167	836	WEST SOUTHERN GRP							
		92622 Western Southern Life Assur Co	10,709,339	953,217,603	0	8,994,199	0	972,921,141	1.0489%
		65242 Lafayette Life Ins Co	52,667,671	16,720,214	8,590	1,750,528	0	71,147,003	0.0767%
		70939 Gerber Life Ins Co	45,429,394	0	17,347,425	0	0	62,776,819	0.0677%
		99937 Columbus Life Ins Co	56,708,515	2,550,273	0	165,100	0	59,423,888	0.0641%
		74780 Integrity Life Ins Co	7,880	32,835,421	0	1,392,378	0	34,235,679	0.0369%
		70483 Western & Southern Life Ins Co	10,091,819	231	658,468	0	0	10,750,518	0.0116%
			175,614,618	1,005,323,742	18,014,483	12,302,205	0	1,211,255,048	1.3058%
168	4213	Wilton Re Grp							
		69396 Texas Life Ins Co	46,782,453	0	0	0	0	46,782,453	0.0504%
		62413 Wilcac Life Ins Co	22,692,388	14,409	730,771	760,119	0	24,197,687	0.0261%
		60704 Wilton Reassur Life Co of NY	979,149	4,875	20,654	0	0	1,004,678	0.0011%
			70,453,990	19,284	751,425	760,119	0	71,984,818	0.0776%
169	98	WR Berkley Corp GRP							
		64890 Berkley Life & Hlth Ins Co	3,311	0	44,442,067	0	0	44,445,378	0.0479%
			3,311	0	44,442,067	0	0	44,445,378	0.0479%
170	212	ZURICH INS GRP							
		63177 Farmers New World Life Ins Co	362,999,314	4,370,945	5,811,297	4,351,319	0	377,532,875	0.4070%
		90557 Zurich Amer Life Ins Co	22,171,680	18,425,375	2,645,931	0	0	43,242,986	0.0466%
		80896 Centre Life Ins Co	0	0	1,078,201	0	0	1,078,201	0.0012%
			385,170,994	22,796,320	9,535,429	4,351,319	0	421,854,062	0.4548%

2023 CALIFORNIA LIFE & ANNUITY MARKET SHARE REPORT

Premium Written During The Calendar Year

Sorted by Group Name

Source: NAIC Database

Active companies only

Rec #	Group #	Group Name	[1]	[2]	[3]	[4]	[5]	[6]	[7]
	NAIC #	Company Name	Life Insurance	Annuity Considerations	Accident and Health	Deposit Type Contracts	Other Considerations	Total Premium Sum of [1] thru [5]	Market Share
Total:			20,918,804,471	42,989,198,869	18,151,674,026	2,739,729,104	7,958,079,202	92,757,485,672	100.0000%

2023 CALIFORNIA LIFE & ANNUITY MARKET SHARE REPORT

Premiums Written During The Calendar Year

Sorted By Market Share [Written Premium]

Record Count	Company Code	Company Name	Life Insurance	Annuity Considerations	Accident And Health	Deposit Type Contract Funds	Other Considerations	Total	Market Share
1	68241	Prudential Ins Co Of Amer	435,578,974	1,925,225,940	192,427,986	30,618,858	3,061,627,889	5,645,479,647	6.086279%
2	61689	Athene Ann & Life Co	5,441,547	5,116,585,140	21,334	0	0	5,122,048,021	5.521978%
3	65935	Massachusetts Mut Life Ins Co	928,989,399	2,072,327,579	68,496,112	234,794,077	253,965,475	3,558,572,642	3.836426%
4	60054	Aetna Life Ins Co	3,073,187	1,725,339	2,961,738,427	7,070,987	0	2,973,607,940	3.205788%
5	60488	American Gen Life Ins Co	597,702,984	2,218,691,226	4,172,247	51,729,131	0	2,872,295,588	3.096565%
6	65838	John Hancock Life Ins Co USA	550,254,599	3,253,714	99,272,073	0	2,163,777,854	2,816,558,240	3.036475%
7	90611	Allianz Life Ins Co Of N Amer	293,644,757	2,273,774,672	8,719,592	0	0	2,576,139,021	2.777284%
8	79413	UnitedHealthcare Ins Co	6,099,751	0	2,447,337,830	0	0	2,453,437,581	2.645002%
9	65676	Lincoln Natl Life Ins Co	800,658,640	1,251,541,134	400,535,831	0	0	2,452,735,605	2.644245%
10	67466	Pacific Life Ins Co	671,705,386	1,622,601,967	0	68,210,328	0	2,362,517,681	2.546983%
11	65978	Metropolitan Life Ins Co	937,417,098	62,772,704	1,129,218,984	9,275,826	109,285,945	2,247,970,557	2.423492%
12	67369	Cigna Hlth & Life Ins Co	15,932	0	2,057,714,434	36,682	0	2,057,767,048	2.218438%
13	91596	New York Life Ins & Ann Corp	262,497,443	1,701,131,122	0	41,757,275	0	2,005,385,840	2.161967%
14	66915	New York Life Ins Co	1,375,127,713	194,259,109	73,670,685	0	285,028,144	1,928,085,651	2.078631%
15	62825	Anthem Blue Cross Life & Hlth Ins Co	64,619,364	0	1,844,747,517	0	0	1,909,366,881	2.058450%
16	86231	Transamerica Life Ins Co	1,101,416,598	154,518,429	122,156,442	229,632	488,543,961	1,866,865,062	2.012630%
17	66869	Nationwide Life Ins Co	318,844,023	1,428,472,628	24,626,553	0	0	1,771,943,204	1.910297%
18	61271	Principal Life Ins Co	115,335,899	215,394,211	325,890,356	953,673,631	14,335	1,610,308,432	1.736041%
19	65528	Life Ins Co Of The Southwest	718,001,616	683,472,050	400	123,619	0	1,401,597,685	1.511035%
20	68608	Symetra Life Ins Co	123,675,212	1,122,194,344	98,912,969	6,399,691	0	1,351,182,216	1.456683%
21	91642	Forethought Life Ins Co	54,026,492	1,248,161,717	4,184,020	4,652,816	0	1,311,025,045	1.413390%
22	86509	Voya Retirement Ins & Ann Co	5,209,018	1,163,504,902	(738)	2,184,282	101,442,036	1,272,339,500	1.371684%
23	67091	Northwestern Mut Life Ins Co	1,031,368,901	109,583,246	107,286,404	2,708,638	0	1,250,947,189	1.348621%
24	79227	Pruco Life Ins Co	616,150,361	610,890,827	0	4,247,814	0	1,231,289,002	1.327428%
25	65056	Jackson Natl Life Ins Co	58,233,864	1,133,065,621	1,541,902	1,000,000	0	1,193,841,387	1.287057%
26	92657	Nationwide Life & Ann Ins Co	546,984,330	615,495,434	0	0	0	1,162,479,764	1.253246%
27	78077	Equitable Financial Life Ins Co of A	94,392,587	1,030,283,808	13,381,563	0	0	1,138,057,958	1.226918%
28	87726	Brighthouse Life Ins Co	176,747,491	948,245,989	9,935,562	820,513	31,020	1,135,780,575	1.224462%
29	69345	Teachers Ins & Ann Assoc Of Amer	9,894,711	782,970,123	544,171	329,970,092	0	1,123,379,097	1.211093%
30	63274	Fidelity & Guar Life Ins Co	162,287,853	930,342,657	0	0	0	1,092,630,510	1.177943%

2023 CALIFORNIA LIFE & ANNUITY MARKET SHARE REPORT

Premiums Written During The Calendar Year

Sorted By Market Share [Written Premium]

Record Count	Company Code	Company Name	Life Insurance	Annuity Considerations	Accident And Health	Deposit Type Contract Funds	Other Considerations	Total	Market Share
31	64246	Guardian Life Ins Co Of Amer	360,511,406	937,059	682,966,756	0	0	1,044,415,221	1.125963%
32	62944	Equitable Financial Life Ins Co	190,172,621	752,001,059	2,091,368	0	29,681,870	973,946,918	1.049993%
33	92622	Western Southern Life Assur Co	10,709,339	953,217,603	0	8,994,199	0	972,921,141	1.048887%
34	63312	MassMutual Ascend Life Ins Co	4,300,706	932,757,639	15,440	508,105	0	937,581,890	1.010788%
35	69019	Standard Ins Co	159,962,068	146,113,336	334,188,459	408,345	293,160,221	933,832,429	1.006746%
36	66044	Midland Natl Life Ins Co	138,987,778	694,374,571	515	838,653	0	834,201,517	0.899336%
37	69663	USAA Life Ins Co	108,117,654	646,358,196	53,491,389	5,943,419	0	813,910,658	0.877461%
38	69868	United Of Omaha Life Ins Co	277,975,815	218,589,806	124,637,750	82,111,957	57,636	703,372,964	0.758292%
39	66168	Minnesota Life Ins Co	321,517,265	53,642,810	37,179,223	24,883,958	237,233,459	674,456,715	0.727118%
40	68675	Security Benefit Life Ins Co	984,586	662,863,005	0	0	0	663,847,591	0.715681%
41	66974	North Amer Co Life & Hlth Ins	120,584,666	540,752,068	18	231,440	0	661,568,192	0.713224%
42	69108	State Farm Life Ins Co	573,534,743	12,539,222	0	17	0	586,073,982	0.631835%
43	62235	Unum Life Ins Co Of Amer	159,922,336	498	409,528,691	18,000	0	569,469,525	0.613934%
44	71854	AAA Life Ins Co	356,642,010	176,301,216	16,517,633	1,622,832	0	551,083,691	0.594112%
45	60895	American United Life Ins Co	51,344,463	478,352,391	86,945	130,753	0	529,914,552	0.571290%
46	65919	Primerica Life Ins Co	523,529,083	35,041	12,256	1,294,330	0	524,870,710	0.565853%
47	60739	American Natl Ins Co	116,741,532	401,686,548	666,436	4,427,598	0	523,522,114	0.564399%
48	65005	RiverSource Life Ins Co	121,199,205	364,283,134	22,875,460	2,296,089	0	510,653,888	0.550526%
49	79065	Delaware Life Ins Co	2,963,239	482,426,161	0	0	0	485,389,400	0.523289%
50	67105	Reliastar Life Ins Co	167,694,185	16,297,183	297,064,647	89,001	0	481,145,016	0.518713%
51	65498	Life Ins Co Of N Amer	236,782,684	0	243,724,752	0	0	480,507,436	0.518026%
52	97136	Metropolitan Tower Life Ins Co	23,824,823	455,944,502	332,963	(130,865)	0	479,971,423	0.517448%
53	70815	Hartford Life & Accident Ins Co	189,073,036	0	287,866,013	0	0	476,939,049	0.514179%
54	68136	Protective Life Ins Co	338,925,148	126,669,785	5,950,582	2,771,282	0	474,316,797	0.511352%
55	92738	American Equity Invest Life Ins Co	7,351	465,433,541	0	0	0	465,440,892	0.501783%
56	61301	Ameritas Life Ins Corp	105,464,322	206,807,881	131,207,694	8,063,345	0	451,543,242	0.486800%
57	60410	American Fidelity Assur Co	64,956,752	126,801,797	240,563,874	0	0	432,322,423	0.466078%
58	60142	TIAA Cref Life Ins Co	18,272,699	7,138,421	265,833	405,201,194	0	430,878,147	0.464521%
59	80802	US Br Sun Life Assur Co of Canada	83,465,788	0	300,537,085	0	0	384,002,873	0.413986%
60	63177	Farmers New World Life Ins Co	362,999,314	4,370,945	5,811,297	4,351,319	0	377,532,875	0.407011%

2023 CALIFORNIA LIFE & ANNUITY MARKET SHARE REPORT

Premiums Written During The Calendar Year

Sorted By Market Share [Written Premium]

Record Count	Company Code	Company Name	Life Insurance	Annuity Considerations	Accident And Health	Deposit Type Contract Funds	Other Considerations	Total	Market Share
61	70688	Transamerica Financial Life Ins Co	1,120,910	3,896,180	228,042	0	362,163,955	367,409,087	0.396096%
62	70238	Variable Ann Life Ins Co	0	328,663,263	0	27,818,487	0	356,481,750	0.384316%
63	60380	American Family Life Assur Co of Col	26,842,291	0	319,215,790	0	0	346,058,081	0.373078%
64	68322	Empower Ann Ins Co of Amer	9,107,098	17,349,879	365,606	27,776,884	265,855,976	320,455,443	0.345477%
65	66141	Health Net Life Ins Co	742,871	0	310,538,284	0	0	311,281,155	0.335586%
66	78778	Guardian Ins & Ann Co Inc	7,999,182	300,736,508	0	1,522,882	225,147	310,483,719	0.334726%
67	68381	Reliance Standard Life Ins Co	57,013,364	132,117,922	117,159,571	0	0	306,290,857	0.330206%
68	70025	Genworth Life Ins Co	25,344,453	290,934	263,914,437	0	0	289,549,824	0.312158%
69	68802	Sentinel Security Life Ins Co	2,252,555	276,545,680	88,518	0	0	278,886,753	0.300662%
70	62510	Equitrust Life Ins Co	97,677	265,522,565	0	3,351,094	0	268,971,336	0.289973%
71	94250	Banner Life Ins Co	143,200,466	97,928,186	1,225,506	0	0	242,354,158	0.261277%
72	93629	Empower Ann Ins Co	0	(8,689)	0	228,566,354	13,593,974	242,151,639	0.261059%
73	67644	Penn Mut Life Ins Co	164,989,106	54,056,898	256,038	9,872,668	0	229,174,710	0.247069%
74	93742	Securian Life Ins Co	196,952,453	6,155,230	25,128,766	0	0	228,236,449	0.246057%
75	88072	Talcott Resolution Life Ins Co	4,689,382	19,005,969	633,204	119,364,333	81,713,316	225,406,204	0.243006%
76	67989	American Memorial Life Ins Co	199,874,709	331,226	0	8	0	200,205,943	0.215838%
77	61557	Blue Shield of CA Life & Hlth Ins Co	9,973,366	0	175,968,636	0	0	185,942,002	0.200460%
78	60577	American Income Life Ins Co	166,358,744	0	11,509,863	0	0	177,868,607	0.191757%
79	88668	Mutual Of Amer Life Ins Co	291,610	1,001,832	118,355	756,149	174,307,503	176,475,449	0.190255%
80	66583	National Guardian Life Ins Co	117,881,826	5,907,443	51,483,703	548,220	0	175,821,192	0.189549%
81	62049	Colonial Life & Accident Ins Co	39,864,834	0	130,770,273	0	0	170,635,107	0.183958%
82	93696	Fidelity Investments Life Ins Co	1,725,757	160,671,421	0	0	0	162,397,178	0.175077%
83	62626	CMFG Life Ins Co	53,481,039	31,489,997	44,439,156	170,758	32,593,912	162,174,862	0.174837%
84	61999	Americo Fin Life & Ann Ins Co	38,216,422	111,544,947	144,583	146,664	0	150,052,616	0.161769%
85	65595	Lincoln Benefit Life Co	127,914,421	2,193,963	10,244,995	2,290,520	0	142,643,899	0.153782%
86	62200	Accordia Life & Ann Co	141,340,969	0	0	0	0	141,340,969	0.152377%
87	64238	Guaranty Income Life Ins Co	943	139,799,560	0	0	0	139,800,503	0.150716%
88	71161	Principal Natl Life Ins Co	131,952,737	0	0	0	0	131,952,737	0.142256%
89	61263	Bankers Life & Cas Co	38,365,579	60,128,588	32,027,617	0	0	130,521,784	0.140713%
90	65927	Lincoln Heritage Life Ins Co	121,687,649	2,310	138,758	0	0	121,828,717	0.131341%

2023 CALIFORNIA LIFE & ANNUITY MARKET SHARE REPORT

Premiums Written During The Calendar Year

Sorted By Market Share [Written Premium]

Record Count	Company Code	Company Name	Life Insurance	Annuity Considerations	Accident And Health	Deposit Type Contract Funds	Other Considerations	Total	Market Share
91	69116	State Life Ins Co	95,421,850	18,830,928	2,751,292	234,709	0	117,238,779	0.126393%
92	68195	Provident Life & Accident Ins Co	18,432,315	0	98,714,670	0	0	117,146,985	0.126294%
93	71730	Continental Amer Ins Co	13,622,550	0	101,740,396	0	0	115,362,946	0.124370%
94	68810	Sentry Life Ins Co	2,115,251	111,918,933	0	0	0	114,034,184	0.122938%
95	92711	HCC Life Ins Co	454,301	3,600	109,188,085	0	0	109,645,986	0.118207%
96	64017	Jefferson Natl Life Ins Co	767,967	101,776,227	2,639	2,584,883	0	105,131,716	0.113340%
97	65536	Genworth Life & Ann Ins Co	102,212,555	1,166,941	635,447	0	0	104,014,943	0.112136%
98	68713	Security Life Of Denver Ins Co	101,073,017	30	0	0	0	101,073,047	0.108965%
99	60232	Axcelus Financial Life Ins Co	676	95,170,720	0	0	0	95,171,396	0.102602%
100	93262	Penn Ins & Ann Co	84,955,836	2,088,793	0	0	0	87,044,629	0.093841%
101	71153	Talcott Resolution Life & Ann Ins Co	73,562,005	12,110,273	7,899	0	1,155,382	86,835,559	0.093616%
102	71412	Mutual Of Omaha Ins Co	0	0	86,826,012	0	0	86,826,012	0.093605%
103	13183	Eagle Life Ins Co	0	86,056,291	0	0	0	86,056,291	0.092776%
104	61425	Trustmark Ins Co	72,543,532	2,745	12,520,178	0	0	85,066,455	0.091708%
105	60183	S USA Life Ins Co Inc	4,582,484	80,429,161	31,780	0	0	85,043,425	0.091684%
106	93734	Nassau Life & Ann Co	564,273	82,682,509	1,300,870	0	0	84,547,652	0.091149%
107	71870	Fidelity Security Life Ins Co	5,773,403	186,583	76,280,139	0	0	82,240,125	0.088661%
108	64904	Investors Heritage Life Ins Co	24,001	79,461,631	0	0	0	79,485,632	0.085692%
109	67539	Pan Amer Life Ins Co	22,265,669	22,872	49,726,153	0	0	72,014,694	0.077638%
110	65242	Lafayette Life Ins Co	52,667,671	16,720,214	8,590	1,750,528	0	71,147,003	0.076702%
111	86126	Members Life Ins Co	2,365,713	65,088,456	0	73,879	0	67,528,048	0.072801%
112	71714	Berkshire Life Ins Co of Amer	429,061	0	64,442,783	0	0	64,871,844	0.069937%
113	62952	SILAC Ins Co	21,925	62,425,049	641,507	860,345	0	63,948,826	0.068942%
114	70939	Gerber Life Ins Co	45,429,394	0	17,347,425	0	0	62,776,819	0.067678%
115	91472	Globe Life & Accident Ins Co	59,521,604	0	3,234,199	0	0	62,755,803	0.067656%
116	69973	United Life Ins Co	5,241,585	56,886,068	1,908	43,945	0	62,173,506	0.067028%
117	99937	Columbus Life Ins Co	56,708,515	2,550,273	0	165,100	0	59,423,888	0.064064%
118	68446	Oceanview Life & Annuity Co	6,288	53,590,369	6,146	0	0	53,602,803	0.057788%
119	69000	Northwestern Long Term Care Ins Co	0	0	53,194,620	0	0	53,194,620	0.057348%
120	76112	Oxford Life Ins Co	2,681,330	49,899,786	200,421	0	0	52,781,537	0.056903%

2023 CALIFORNIA LIFE & ANNUITY MARKET SHARE REPORT

Premiums Written During The Calendar Year

Sorted By Market Share [Written Premium]

Record Count	Company Code	Company Name	Life Insurance	Annuity Considerations	Accident And Health	Deposit Type Contract Funds	Other Considerations	Total	Market Share
121	60445	Sagicor Life Ins Co	4,605,319	46,326,137	0	917,773	0	51,849,229	0.055898%
122	91529	Unimerica Ins Co	2,168,098	0	49,492,472	0	0	51,660,570	0.055694%
123	92916	United Amer Ins Company	373,623	326,832	50,793,363	0	0	51,493,818	0.055514%
124	93432	CM Life Ins Co	20,139,096	31,279,098	0	0	0	51,418,194	0.055433%
125	70335	West Coast Life Ins Co	50,647,520	36,278	290	0	0	50,684,088	0.054642%
126	60534	American Heritage Life Ins Co	8,594,873	5,580	40,122,921	0	0	48,723,374	0.052528%
127	69396	Texas Life Ins Co	46,782,453	0	0	0	0	46,782,453	0.050435%
128	71390	Puritan Life Ins Co of Amer	424,681	46,155,967	42,251	29,330	0	46,652,229	0.050295%
129	64890	Berkley Life & Hlth Ins Co	3,311	0	44,442,067	0	0	44,445,378	0.047916%
130	71480	Great Western Ins Co	42,863,907	1,126,417	0	0	0	43,990,324	0.047425%
131	62065	Colonial Penn Life Ins Co	28,438,656	0	15,547,767	0	0	43,986,423	0.047421%
132	70866	Everlake Assur Co	43,689,088	0	0	0	0	43,689,088	0.047100%
133	60186	Everlake Life Ins Co	41,533,040	474,752	1,469,615	0	0	43,477,407	0.046872%
134	90557	Zurich Amer Life Ins Co	22,171,680	18,425,375	2,645,931	0	0	43,242,986	0.046619%
135	83607	Clear Spring Life & Ann Co	14,184	40,302,716	0	33,444	0	40,350,344	0.043501%
136	66680	National Life Ins Co	38,088,584	946,199	827,683	0	0	39,862,466	0.042975%
137	92444	Companion Life Ins Co of CA	11,513	7,500	38,297,656	0	0	38,316,669	0.041308%
138	89206	Augustar Life Assur Corp	37,015,452	0	1,035,954	0	0	38,051,406	0.041022%
139	93440	HM Life Ins Co	0	0	36,428,221	0	0	36,428,221	0.039273%
140	64505	Homesteaders Life Co	34,833,332	623,225	0	0	0	35,456,557	0.038225%
141	67423	Aspida Life Ins Co	0	35,204,967	0	0	0	35,204,967	0.037954%
142	65722	Loyal Amer Life Ins Co	176,045	288,963	34,401,459	1,466	0	34,867,933	0.037590%
143	87963	National Teachers Assoc Life Ins Co	407,264	0	34,089,414	0	0	34,496,678	0.037190%
144	74780	Integrity Life Ins Co	7,880	32,835,421	0	1,392,378	0	34,235,679	0.036909%
145	67172	Augustar Life Ins Co	25,490,557	5,463,747	509,916	77,227	2,620,192	34,161,639	0.036829%
146	70319	Washington Natl Ins Co	6,386,846	247,016	27,132,712	0	0	33,766,574	0.036403%
147	69744	Union Labor Life Ins Co	7,471,589	0	25,007,830	0	0	32,479,419	0.035015%
148	62146	Combined Ins Co Of Amer	8,872,984	0	22,931,759	0	0	31,804,743	0.034288%
149	72850	United World Life Ins Co	55,736	0	31,006,417	0	0	31,062,153	0.033487%
150	80985	4 Ever Life Ins Co	425,535	0	30,050,196	(2,591)	0	30,473,140	0.032852%

2023 CALIFORNIA LIFE & ANNUITY MARKET SHARE REPORT

Premiums Written During The Calendar Year

Sorted By Market Share [Written Premium]

Record Count	Company Code	Company Name	Life Insurance	Annuity Considerations	Accident And Health	Deposit Type Contract Funds	Other Considerations	Total	Market Share
151	64513	Horace Mann Life Ins Co	8,979,466	21,473,462	7,234	0	0	30,460,162	0.032838%
152	61832	Chesapeake Life Ins Co	4,277,181	100,068	25,791,077	0	0	30,168,326	0.032524%
153	61069	Anthem Life Ins Co	6,787,324	0	23,206,819	0	0	29,994,143	0.032336%
154	91693	IA Amer Life Ins Co	25,355,995	4,181,594	5,183	0	0	29,542,772	0.031849%
155	64343	Pacific Guardian Life Ins Co Ltd	7,590,397	20,040,958	16	161,219	0	27,792,590	0.029963%
156	67601	Unum Ins Co	120,674	0	25,326,132	1,165,190	0	26,611,996	0.028690%
157	93572	RGA Reins Co	0	10,813,843	15,662,472	0	0	26,476,315	0.028544%
158	68543	Liberty Bankers Life Ins Co	2,097,115	22,998,643	6,452	728,376	0	25,830,586	0.027847%
159	70435	The Savings Bank Mut Life Ins Co of	22,392,313	3,079,826	0	0	0	25,472,139	0.027461%
160	62308	Connecticut Gen Life Ins Co	19,655,328	0	4,804,904	17,640	0	24,477,872	0.026389%
161	62413	Wilcac Life Ins Co	22,692,388	14,409	730,771	760,119	0	24,197,687	0.026087%
162	65129	Kansas City Life Ins Co	19,288,148	2,657,957	1,651,619	429,383	0	24,027,107	0.025903%
163	68985	Starmount Life Ins Co	68,462	0	23,103,388	0	0	23,171,850	0.024981%
164	71439	Assurity Life Ins Co	14,954,855	747,495	6,419,745	0	0	22,122,095	0.023849%
165	69930	United Ins Co Of Amer	21,312,330	0	577,547	0	0	21,889,877	0.023599%
166	61883	ManhattanLife Ins & Ann Co	506,949	0	21,143,617	0	0	21,650,566	0.023341%
167	66850	National Western Life Ins Co	6,911,314	14,418,477	0	0	0	21,329,791	0.022995%
168	63258	Federated Life Ins Co	17,181,167	3,850	2,561,181	0	0	19,746,198	0.021288%
169	72125	Physicians Life Ins Co	14,387,347	1,200	4,666,242	281,110	0	19,335,899	0.020846%
170	68594	American Amicable Life Ins Co Of TX	18,370,856	891,778	0	0	0	19,262,634	0.020767%
171	63290	Fidelity Life Assn A Legal Reserve L	16,091,297	0	22,292	0	0	16,113,589	0.017372%
172	69272	Ibexis Life & Ann Ins Co	1,435,079	14,015,728	0	0	0	15,450,807	0.016657%
173	93548	PHL Variable Ins Co	13,913,092	279,597	0	0	0	14,192,689	0.015301%
174	67814	Nassau Life Ins Co	14,019,174	84,332	15,894	0	0	14,119,400	0.015222%
175	68500	Continental Life Ins Co Brentwood	42,173	0	14,012,774	0	0	14,054,947	0.015152%
176	67180	Ohio State Life Ins Co	1,894,899	11,622,789	0	150	0	13,517,838	0.014573%
177	60518	American Hlth & Life Ins Co	8,555,178	0	3,648,868	20,724	0	12,224,770	0.013179%
178	67652	First Penn Pacific Life Ins Co	11,964,031	0	3,902	0	0	11,967,933	0.012902%
179	76236	The Cincinnati Life Ins Co	9,539,294	1,221,652	13,305	154,594	0	10,928,845	0.011782%
180	69485	Security Natl Life Ins Co	10,538,747	364,023	1,074	12,884	0	10,916,728	0.011769%

2023 CALIFORNIA LIFE & ANNUITY MARKET SHARE REPORT

Premiums Written During The Calendar Year

Sorted By Market Share [Written Premium]

Record Count	Company Code	Company Name	Life Insurance	Annuity Considerations	Accident And Health	Deposit Type Contract Funds	Other Considerations	Total	Market Share
181	70483	Western & Southern Life Ins Co	10,091,819	231	658,468	0	0	10,750,518	0.011590%
182	70408	Union Security Ins Co	6,103,542	1,516,355	2,598,751	0	0	10,218,648	0.011017%
183	69310	Surety Life Ins Co	9,902,178	82,819	4,759	0	0	9,989,756	0.010770%
184	60216	Amalgamated Life Ins Co	206,426	0	9,708,203	0	0	9,914,629	0.010689%
185	93661	Annuity Investors Life Ins Co	0	9,867,620	0	0	0	9,867,620	0.010638%
186	67598	Paul Revere Life Ins Co	328,008	0	8,907,308	0	0	9,235,316	0.009956%
187	77879	5 Star Life Ins Co	7,783,237	0	1,384,194	0	0	9,167,431	0.009883%
188	70106	United States Life Ins Co in the Cit	2,294,613	5,709,174	1,104,282	0	0	9,108,069	0.009819%
189	73504	Lumico Life Ins Co	8,950,857	0	121,056	0	0	9,071,913	0.009780%
190	91626	New England Life Ins Co	8,396,024	495,251	35,623	0	0	8,926,898	0.009624%
191	86355	Standard Life & Accident Ins Co	566,793	4,350	8,030,559	0	0	8,601,702	0.009273%
192	97268	Pacific Life & Ann Co	794,043	7,497,314	0	0	0	8,291,357	0.008939%
193	77968	Family Heritage Life Ins Co Of Amer	75,763	0	8,049,858	0	0	8,125,621	0.008760%
194	66370	Mony Life Ins Co	7,030,698	3,600	877,109	0	0	7,911,407	0.008529%
195	78662	Senior Life Ins Co	7,878,427	0	0	0	0	7,878,427	0.008494%
196	86630	Fortitude Life Ins & Ann Co	188,019	6,658,066	0	925,178	0	7,771,263	0.008378%
197	76023	Columbian Life Ins Co	7,501,379	9,823	0	0	0	7,511,202	0.008098%
198	62057	Lincoln Life & Ann Co of NY	1,688,864	3,626,885	1,741,428	0	0	7,057,177	0.007608%
199	81353	NYLife Ins Co Of AZ	6,802,533	0	0	0	0	6,802,533	0.007334%
200	72222	Amica Life Ins Co	6,654,311	51,826	0	0	0	6,706,137	0.007230%
201	80926	Sun Life & Hlth Ins Co	5,910,147	0	716,415	0	0	6,626,562	0.007144%
202	85189	Western United Life Assur Co	316	6,512,125	70,789	0	0	6,583,230	0.007097%
203	62863	Trustmark Life Ins Co	286,765	0	6,187,397	0	0	6,474,162	0.006980%
204	77720	LifeSecure Ins Co	213,499	48,770	6,093,270	0	0	6,355,539	0.006852%
205	82538	National Hlth Ins Co	97,964	0	6,250,156	0	0	6,348,120	0.006844%
206	80659	US Business of Canada Life Assur Co	5,784,813	0	146,504	0	0	5,931,317	0.006394%
207	67148	Occidental Life Ins Co Of NC	4,067,742	1,692,797	0	0	0	5,760,539	0.006210%
208	11121	Unified Life Ins Co	349,403	441	5,278,121	0	0	5,627,965	0.006067%
209	61360	Reliastar Life Ins Co Of NY	2,151,228	2,400	3,332,077	0	0	5,485,705	0.005914%
210	69515	Medamerica Ins Co	0	0	5,413,140	0	0	5,413,140	0.005836%

2023 CALIFORNIA LIFE & ANNUITY MARKET SHARE REPORT

Premiums Written During The Calendar Year

Sorted By Market Share [Written Premium]

Record Count	Company Code	Company Name	Life Insurance	Annuity Considerations	Accident And Health	Deposit Type Contract Funds	Other Considerations	Total	Market Share
211	84824	Commonwealth Ann & Life Ins Co	2,153,125	2,520,769	372	514,969	0	5,189,235	0.005594%
212	65331	Liberty Natl Life Ins Co	4,938,848	665	184,963	0	0	5,124,476	0.005525%
213	67873	Pioneer Amer Ins Co	4,432,264	351,429	0	0	0	4,783,693	0.005157%
214	68772	Security Mut Life Ins Co Of NY	4,712,436	2,200	7,771	0	0	4,722,407	0.005091%
215	14406	Industrial Alliance Ins & Fin Serv I	3,242,480	1,402,838	0	0	0	4,645,318	0.005008%
216	80942	Venerable Ins & Ann Co	1,231,396	3,209,908	117	0	0	4,441,421	0.004788%
217	67199	Old Amer Ins Co	4,119,412	0	16,115	0	0	4,135,527	0.004458%
218	60801	American Public Life Ins Co	29,968	0	4,002,845	0	0	4,032,813	0.004348%
219	99775	Funeral Directors Life Ins Co	2,212,890	1,783,849	0	0	0	3,996,739	0.004309%
220	61476	Boston Mut Life Ins Co	2,599,316	0	1,357,083	0	0	3,956,399	0.004265%
221	84530	US Financial Life Ins Co	3,947,254	0	0	0	0	3,947,254	0.004255%
222	61395	Beneficial Life Ins Co	3,682,902	128,360	0	66	0	3,811,328	0.004109%
223	62154	Ladder Life Ins Co	3,786,308	0	0	0	0	3,786,308	0.004082%
224	64211	Guarantee Trust Life Ins Co	1,857,452	6,216	1,892,445	4,625	0	3,760,738	0.004054%
225	69892	United Farm Family Life Ins Co	3,740,482	25	0	162	0	3,740,669	0.004033%
226	90212	Great Southern Life Ins Co	3,326,256	220,213	118,109	17,355	0	3,681,933	0.003969%
227	65781	Madison Natl Life Ins Co Inc	362,140	355,020	2,843,858	0	0	3,561,018	0.003839%
228	61212	Baltimore Life Ins Co	2,843,668	0	5,203	432,349	0	3,281,220	0.003537%
229	70416	MML Bay State Life Ins Co	3,258,157	0	0	0	0	3,258,157	0.003513%
230	63983	United Heritage Life Ins Co	2,890,102	264,811	84,553	1,660	0	3,241,126	0.003494%
231	92908	Tier One Ins Co	26,920	0	3,184,893	0	0	3,211,813	0.003463%
232	61700	Renaissance Life & Hlth Ins Co of Am	5,519	0	3,193,027	0	0	3,198,546	0.003448%
233	67911	Pioneer Mut Life Ins Co	3,140,186	15,527	0	0	0	3,155,713	0.003402%
234	63967	Government Personnel Mut Life Ins Co	3,073,155	7,776	56,757	0	0	3,137,688	0.003383%
235	71404	Continental Gen Ins Co	102,697	496,369	2,497,991	0	0	3,097,057	0.003339%
236	64602	Independence Life & Ann Co	0	0	3,025,079	0	0	3,025,079	0.003261%
237	71129	Dearborn Life Ins Co	944,783	0	1,897,464	45,747	0	2,887,994	0.003113%
238	71773	American Natl Life Ins Co Of TX	186,528	0	2,640,402	0	0	2,826,930	0.003048%
239	61492	Athene Annuity & Life Assur Co	2,195,141	27,671	486,233	0	0	2,709,045	0.002921%
240	93459	Pan Amer Assur Co	2,547,181	0	0	0	0	2,547,181	0.002746%

2023 CALIFORNIA LIFE & ANNUITY MARKET SHARE REPORT

Premiums Written During The Calendar Year

Sorted By Market Share [Written Premium]

Record Count	Company Code	Company Name	Life Insurance	Annuity Considerations	Accident And Health	Deposit Type Contract Funds	Other Considerations	Total	Market Share
241	90638	Best Life & Hlth Ins Co	194,969	0	2,151,873	0	0	2,346,842	0.002530%
242	81779	Individual Assur Co Life Hlth & Acc	0	0	2,229,046	0	0	2,229,046	0.002403%
243	67784	Philadelphia Amer Life Ins Co	0	0	2,148,470	0	0	2,148,470	0.002316%
244	84174	ELCO Mut Life & Ann	12,675	1,959,615	0	168,896	0	2,141,186	0.002308%
245	63053	Family Life Ins Co	1,648,046	0	321,602	0	0	1,969,648	0.002123%
246	60399	American Family Life Ins Co	1,957,042	3,000	0	0	0	1,960,042	0.002113%
247	62596	Union Fidelity Life Ins Co	519,297	0	1,407,414	0	0	1,926,711	0.002077%
248	61875	Church Life Ins Corp	1,816,893	42,400	0	0	0	1,859,293	0.002004%
249	69566	Trans World Assur Co	1,536,137	97,521	0	0	0	1,633,658	0.001761%
250	62928	EMC Natl Life Co	1,540,665	40,750	571	2,863	0	1,584,849	0.001709%
251	65870	Manhattan Life Ins Co	931,238	476,306	158,930	0	0	1,566,474	0.001689%
252	93610	John Hancock Life & Hlth Ins Co	39,487	0	1,508,386	0	0	1,547,873	0.001669%
253	63223	Federal Life Ins Co	1,445,843	8,300	11,451	0	0	1,465,594	0.001580%
254	13100	Omaha Ins Co	0	0	1,465,089	0	0	1,465,089	0.001579%
255	66087	Mid West Natl Life Ins Co Of TN	617,883	29,183	744,189	0	0	1,391,255	0.001500%
256	61182	Aurora Natl Life Assur Co	1,461,897	0	0	(89,869)	0	1,372,028	0.001479%
257	67083	Manhattan Natl Life Ins Co	1,312,556	1,421	0	0	0	1,313,977	0.001417%
258	64580	Illinois Mut Life Ins Co	1,149,078	23,080	100,978	0	0	1,273,136	0.001373%
259	62880	Equitable Financial Life & Ann Co	1,196,250	0	0	0	0	1,196,250	0.001290%
260	93777	Revol One Ins Co	1,154,844	0	2,551	0	0	1,157,395	0.001248%
261	63657	Garden State Life Ins Co	967,525	0	163,896	0	0	1,131,421	0.001220%
262	61409	National Benefit Life Ins Co	1,059,803	0	48,048	1,012	0	1,108,863	0.001195%
263	80896	Centre Life Ins Co	0	0	1,078,201	0	0	1,078,201	0.001162%
264	84522	Auto Club Life Ins Co	900,331	125,501	5,439	0	0	1,031,271	0.001112%
265	67059	GPM Hlth & Life Ins Co	904,908	33,104	85,838	0	0	1,023,850	0.001104%
266	67261	Old Republic Life Ins Co	1,015,562	0	646	0	0	1,016,208	0.001096%
267	60704	Wilton Reassur Life Co of NY	979,149	4,875	20,654	0	0	1,004,678	0.001083%
268	67946	Pioneer Security Life Ins Co	981,431	845	0	0	0	982,276	0.001059%
269	63487	Investors Life Ins Co N Amer	946,940	0	0	0	0	946,940	0.001021%
270	69922	United Home Life Ins Co	897,889	0	4,989	0	0	902,878	0.000973%

2023 CALIFORNIA LIFE & ANNUITY MARKET SHARE REPORT

Premiums Written During The Calendar Year

Sorted By Market Share [Written Premium]

Record Count	Company Code	Company Name	Life Insurance	Annuity Considerations	Accident And Health	Deposit Type Contract Funds	Other Considerations	Total	Market Share
271	88366	American Retirement Life Ins Co	0	0	882,283	0	0	882,283	0.000951%
272	63819	Unity Financial Life Ins Co	835,736	0	0	0	0	835,736	0.000901%
273	68047	Professional Ins Co	15,979	0	735,536	0	0	751,515	0.000810%
274	65080	John Alden Life Ins Co	390,818	0	273,445	0	0	664,263	0.000716%
275	71471	Ability Ins Co	5,993	0	651,366	0	0	657,359	0.000709%
276	61581	Capitol Life Ins Co	3,234	595,114	22,650	0	0	620,998	0.000669%
277	69140	First Allmerica Fin Life Ins Co	563,496	11,362	93	0	0	574,951	0.000620%
278	60429	American Fidelity Life Ins Co	425,307	141,078	0	0	0	566,385	0.000611%
279	62634	Delaware Amer Life Ins Co	78,672	0	472,527	0	0	551,199	0.000594%
280	99724	LifeShield Natl Ins Co	282,232	0	221,119	0	0	503,351	0.000543%
281	98205	Natl Foundation Life Ins Co	25,437	0	459,040	0	0	484,477	0.000522%
282	68632	Vantis Life Ins Co	430,516	0	0	0	0	430,516	0.000464%
283	60836	American Republic Ins Co	278,328	0	146,545	0	0	424,873	0.000458%
284	66265	Monarch Life Ins Co	47,945	0	369,289	0	0	417,234	0.000450%
285	77399	Sterling Life Ins Co	6,606	0	395,131	0	0	401,737	0.000433%
286	68039	Athene Ann & Life Assur Co of NY	235,000	135,934	0	0	0	370,934	0.000400%
287	31119	Medico Ins Co	1,966	0	368,526	0	0	370,492	0.000399%
288	66540	National Farmers Union Life Ins Co	316,377	104	0	0	0	316,481	0.000341%
289	87645	United Fidelity Life Ins Co	243,728	5,531	0	1,063	0	250,322	0.000270%
290	15691	Gainbridge Life Ins Co	0	214,000	0	0	0	214,000	0.000231%
291	66109	Midwestern United Life Ins Co	213,622	0	0	0	0	213,622	0.000230%
292	85561	Elips Life Ins Co	10,310	0	203,062	0	0	213,372	0.000230%
293	89184	Sterling Investors Life Ins Co	162,729	300	43,635	0	0	206,664	0.000223%
294	60275	American Bankers Life Assur Co Of FL	166,190	0	37,449	0	0	203,639	0.000220%
295	88536	Protective Life & Annuity Ins Co	190,727	0	7,965	0	0	198,692	0.000214%
296	62383	Bestow Life Ins Co	177,980	0	0	0	0	177,980	0.000192%
297	67393	Ozark Natl Life Ins Co	172,967	0	460	0	0	173,427	0.000187%
298	62103	Columbian Mut Life Ins Co	153,678	1,359	9,343	0	0	164,380	0.000177%
299	68462	Reserve Natl Ins Co	18,726	0	129,069	0	0	147,795	0.000159%
300	69647	Optum Ins of OH Inc	82,649	335	0	57,896	0	140,880	0.000152%

2023 CALIFORNIA LIFE & ANNUITY MARKET SHARE REPORT

Premiums Written During The Calendar Year

Sorted By Market Share [Written Premium]

Record Count	Company Code	Company Name	Life Insurance	Annuity Considerations	Accident And Health	Deposit Type Contract Funds	Other Considerations	Total	Market Share
301	60003	Park Avenue Life Ins Co	138,228	0	0	0	0	138,228	0.000149%
302	97152	Plateau Ins Co	25,885	0	58,129	0	0	84,014	0.000091%
303	97764	Idealife Ins Co	77,383	1,188	0	0	0	78,571	0.000085%
304	61751	Central States H & L Co Of Omaha	23,253	0	42,396	0	0	65,649	0.000071%
305	69078	Standard Security Life Ins Co Of NY	3,917	0	46,524	0	0	50,441	0.000054%
306	97241	Everly Life Ins Co	45,102	515	0	0	0	45,617	0.000049%
307	97985	LifeMap Assur Co	39,035	0	4,179	0	0	43,214	0.000047%
308	68284	Nassau Life Ins Co of KS	13,786	0	24,096	0	0	37,882	0.000041%
309	90247	Fortitude US Reins Co	36,645	0	0	150	0	36,795	0.000040%
310	66001	American Benefit Life Ins Co	23,985	2,270	1,443	0	0	27,698	0.000030%
311	67903	Provident Amer Life & Hlth Ins Co	1,507	0	17,209	0	0	18,716	0.000020%
312	68357	Reliable Life Ins Co	15,659	0	96	0	0	15,755	0.000017%
313	69698	New Era Life Ins Co Of Midwest	7,554	1,200	0	6,728	0	15,482	0.000017%
314	90581	Symetra Natl Life Ins Co	11,396	0	0	0	0	11,396	0.000012%
315	65951	Merit Life Ins Co	12,414	0	(2,692)	0	0	9,722	0.000010%
316	81426	Commercial Travelers Life Ins Co	0	0	7,415	0	0	7,415	0.000008%
317	42129	United Security Assur Co Of PA	0	0	6,693	0	0	6,693	0.000007%
318	82880	CSI Life Ins Co	5,468	0	0	0	0	5,468	0.000006%
319	78743	New Era Life Ins Co	1,457	0	0	565	0	2,022	0.000002%
320	97705	Direct Gen Life Ins Co	978	0	0	0	0	978	0.000001%
321	71323	Entrada Life Ins Co	787	0	0	0	0	787	0.000001%
322	74004	Family Serv Life Ins Co	553	0	0	0	0	553	0.000001%
323	70955	USA Life One Ins Co Of IN	420	0	0	0	0	420	0.000000%
324	76007	Old United Life Ins Co	400	0	0	0	0	400	0.000000%
325	81442	Monitor Life Ins Co Of NY	46	0	0	0	0	46	0.000000%
Totals:			20,918,804,471	42,989,198,869	18,151,674,026	2,739,729,104	7,958,079,202	92,757,485,672	100.000000%

California Life & Annuity Market Share Report
Premiums Written During Calendar Year 2023
Line of Business: LIFE INSURANCE
Sorted By Market Share (Written Premium)

Record Count	Company Code	Company Name	Written Premium	Market Share
1	66915	New York Life Ins Co	1,375,127,713	6.573644%
2	86231	Transamerica Life Ins Co	1,101,416,598	5.265199%
3	67091	Northwestern Mut Life Ins Co	1,031,368,901	4.930343%
4	65978	Metropolitan Life Ins Co	937,417,098	4.481217%
5	65935	Massachusetts Mut Life Ins Co	928,989,399	4.440930%
6	65676	Lincoln Natl Life Ins Co	800,658,640	3.827459%
7	65528	Life Ins Co Of The Southwest	718,001,616	3.432326%
8	67466	Pacific Life Ins Co	671,705,386	3.211012%
9	79227	Pruco Life Ins Co	616,150,361	2.945438%
10	60488	American Gen Life Ins Co	597,702,984	2.857252%
11	69108	State Farm Life Ins Co	573,534,743	2.741719%
12	65838	John Hancock Life Ins Co USA	550,254,599	2.630430%
13	92657	Nationwide Life & Ann Ins Co	546,984,330	2.614797%
14	65919	Primerica Life Ins Co	523,529,083	2.502672%
15	68241	Prudential Ins Co Of Amer	435,578,974	2.082236%
16	63177	Farmers New World Life Ins Co	362,999,314	1.735278%
17	64246	Guardian Life Ins Co Of Amer	360,511,406	1.723384%
18	71854	AAA Life Ins Co	356,642,010	1.704887%
19	68136	Protective Life Ins Co	338,925,148	1.620194%
20	66168	Minnesota Life Ins Co	321,517,265	1.536977%
21	66869	Nationwide Life Ins Co	318,844,023	1.524198%
22	90611	Allianz Life Ins Co Of N Amer	293,644,757	1.403736%
23	69868	United Of Omaha Life Ins Co	277,975,815	1.328832%
24	91596	New York Life Ins & Ann Corp	262,497,443	1.254840%
25	65498	Life Ins Co Of N Amer	236,782,684	1.131913%
26	67989	American Memorial Life Ins Co	199,874,709	0.955479%
27	93742	Securian Life Ins Co	196,952,453	0.941509%
28	62944	Equitable Financial Life Ins Co	190,172,621	0.909099%
29	70815	Hartford Life & Accident Ins Co	189,073,036	0.903842%
30	87726	Brighthouse Life Ins Co	176,747,491	0.844922%
31	67105	Reliastar Life Ins Co	167,694,185	0.801643%
32	60577	American Income Life Ins Co	166,358,744	0.795259%
33	67644	Penn Mut Life Ins Co	164,989,106	0.788712%
34	63274	Fidelity & Guar Life Ins Co	162,287,853	0.775799%
35	69019	Standard Ins Co	159,962,068	0.764681%
36	62235	Unum Life Ins Co Of Amer	159,922,336	0.764491%
37	94250	Banner Life Ins Co	143,200,466	0.684554%
38	62200	Accordia Life & Ann Co	141,340,969	0.675665%
39	66044	Midland Natl Life Ins Co	138,987,778	0.664415%
40	71161	Principal Natl Life Ins Co	131,952,737	0.630785%
41	65595	Lincoln Benefit Life Co	127,914,421	0.611481%
42	68608	Symetra Life Ins Co	123,675,212	0.591215%
43	65927	Lincoln Heritage Life Ins Co	121,687,649	0.581714%

California Life & Annuity Market Share Report
Premiums Written During Calendar Year 2023
Line of Business: LIFE INSURANCE
Sorted By Market Share (Written Premium)

Record Count	Company Code	Company Name	Written Premium	Market Share
44	65005	RiverSource Life Ins Co	121,199,205	0.579379%
45	66974	North Amer Co Life & Hlth Ins	120,584,666	0.576441%
46	66583	National Guardian Life Ins Co	117,881,826	0.563521%
47	60739	American Natl Ins Co	116,741,532	0.558070%
48	61271	Principal Life Ins Co	115,335,899	0.551350%
49	69663	USAA Life Ins Co	108,117,654	0.516844%
50	61301	Ameritas Life Ins Corp	105,464,322	0.504160%
51	65536	Genworth Life & Ann Ins Co	102,212,555	0.488616%
52	68713	Security Life Of Denver Ins Co	101,073,017	0.483168%
53	69116	State Life Ins Co	95,421,850	0.456153%
54	78077	Equitable Financial Life Ins Co of A	94,392,587	0.451233%
55	93262	Penn Ins & Ann Co	84,955,836	0.406122%
56	80802	US Br Sun Life Assur Co of Canada	83,465,788	0.398999%
57	71153	Talcott Resolution Life & Ann Ins Co	73,562,005	0.351655%
58	61425	Trustmark Ins Co	72,543,532	0.346786%
59	60410	American Fidelity Assur Co	64,956,752	0.310518%
60	62825	Anthem Blue Cross Life & Hlth Ins Co	64,619,364	0.308906%
61	91472	Globe Life & Accident Ins Co	59,521,604	0.284536%
62	65056	Jackson Natl Life Ins Co	58,233,864	0.278380%
63	68381	Reliance Standard Life Ins Co	57,013,364	0.272546%
64	99937	Columbus Life Ins Co	56,708,515	0.271089%
65	91642	Forethought Life Ins Co	54,026,492	0.258268%
66	62626	CMFG Life Ins Co	53,481,039	0.255660%
67	65242	Lafayette Life Ins Co	52,667,671	0.251772%
68	60895	American United Life Ins Co	51,344,463	0.245446%
69	70335	West Coast Life Ins Co	50,647,520	0.242115%
70	69396	Texas Life Ins Co	46,782,453	0.223638%
71	70939	Gerber Life Ins Co	45,429,394	0.217170%
72	70866	Everlake Assur Co	43,689,088	0.208851%
73	71480	Great Western Ins Co	42,863,907	0.204906%
74	60186	Everlake Life Ins Co	41,533,040	0.198544%
75	62049	Colonial Life & Accident Ins Co	39,864,834	0.190569%
76	61263	Bankers Life & Cas Co	38,365,579	0.183402%
77	61999	Americo Fin Life & Ann Ins Co	38,216,422	0.182689%
78	66680	National Life Ins Co	38,088,584	0.182078%
79	89206	Augustar Life Assur Corp	37,015,452	0.176948%
80	64505	Homesteaders Life Co	34,833,332	0.166517%
81	62065	Colonial Penn Life Ins Co	28,438,656	0.135948%
82	60380	American Family Life Assur Co of Col	26,842,291	0.128317%
83	67172	Augustar Life Ins Co	25,490,557	0.121855%
84	91693	IA Amer Life Ins Co	25,355,995	0.121211%
85	70025	Genworth Life Ins Co	25,344,453	0.121156%
86	97136	Metropolitan Tower Life Ins Co	23,824,823	0.113892%

California Life & Annuity Market Share Report
Premiums Written During Calendar Year 2023
Line of Business: LIFE INSURANCE
Sorted By Market Share (Written Premium)

Record Count	Company Code	Company Name	Written Premium	Market Share
87	62413	Wilcac Life Ins Co	22,692,388	0.108478%
88	70435	The Savings Bank Mut Life Ins Co of	22,392,313	0.107044%
89	67539	Pan Amer Life Ins Co	22,265,669	0.106439%
90	90557	Zurich Amer Life Ins Co	22,171,680	0.105989%
91	69930	United Ins Co Of Amer	21,312,330	0.101881%
92	93432	CM Life Ins Co	20,139,096	0.096273%
93	62308	Connecticut Gen Life Ins Co	19,655,328	0.093960%
94	65129	Kansas City Life Ins Co	19,288,148	0.092205%
95	68195	Provident Life & Accident Ins Co	18,432,315	0.088114%
96	68594	American Amicable Life Ins Co Of TX	18,370,856	0.087820%
97	60142	TIAA Cref Life Ins Co	18,272,699	0.087351%
98	63258	Federated Life Ins Co	17,181,167	0.082133%
99	63290	Fidelity Life Assn A Legal Reserve L	16,091,297	0.076923%
100	71439	Assurity Life Ins Co	14,954,855	0.071490%
101	72125	Physicians Life Ins Co	14,387,347	0.068777%
102	67814	Nassau Life Ins Co	14,019,174	0.067017%
103	93548	PHL Variable Ins Co	13,913,092	0.066510%
104	71730	Continental Amer Ins Co	13,622,550	0.065121%
105	67652	First Penn Pacific Life Ins Co	11,964,031	0.057193%
106	92622	Western Southern Life Assur Co	10,709,339	0.051195%
107	69485	Security Natl Life Ins Co	10,538,747	0.050379%
108	70483	Western & Southern Life Ins Co	10,091,819	0.048243%
109	61557	Blue Shield of CA Life & Hlth Ins Co	9,973,366	0.047677%
110	69310	Surety Life Ins Co	9,902,178	0.047336%
111	69345	Teachers Ins & Ann Assoc Of Amer	9,894,711	0.047301%
112	76236	The Cincinnati Life Ins Co	9,539,294	0.045602%
113	68322	Empower Ann Ins Co of Amer	9,107,098	0.043535%
114	64513	Horace Mann Life Ins Co	8,979,466	0.042925%
115	73504	Lumico Life Ins Co	8,950,857	0.042789%
116	62146	Combined Ins Co Of Amer	8,872,984	0.042416%
117	60534	American Heritage Life Ins Co	8,594,873	0.041087%
118	60518	American Hlth & Life Ins Co	8,555,178	0.040897%
119	91626	New England Life Ins Co	8,396,024	0.040136%
120	78778	Guardian Ins & Ann Co Inc	7,999,182	0.038239%
121	78662	Senior Life Ins Co	7,878,427	0.037662%
122	77879	5 Star Life Ins Co	7,783,237	0.037207%
123	64343	Pacific Guardian Life Ins Co Ltd	7,590,397	0.036285%
124	76023	Columbian Life Ins Co	7,501,379	0.035860%
125	69744	Union Labor Life Ins Co	7,471,589	0.035717%
126	66370	Mony Life Ins Co	7,030,698	0.033609%
127	66850	National Western Life Ins Co	6,911,314	0.033039%
128	81353	NYLife Ins Co Of AZ	6,802,533	0.032519%
129	61069	Anthem Life Ins Co	6,787,324	0.032446%

California Life & Annuity Market Share Report
Premiums Written During Calendar Year 2023
Line of Business: LIFE INSURANCE
Sorted By Market Share (Written Premium)

Record Count	Company Code	Company Name	Written Premium	Market Share
130	72222	Amica Life Ins Co	6,654,311	0.031810%
131	70319	Washington Natl Ins Co	6,386,846	0.030532%
132	70408	Union Security Ins Co	6,103,542	0.029177%
133	79413	UnitedHealthcare Ins Co	6,099,751	0.029159%
134	80926	Sun Life & Hlth Ins Co	5,910,147	0.028253%
135	80659	US Business of Canada Life Assur Co	5,784,813	0.027654%
136	71870	Fidelity Security Life Ins Co	5,773,403	0.027599%
137	61689	Athene Ann & Life Co	5,441,547	0.026013%
138	69973	United Life Ins Co	5,241,585	0.025057%
139	86509	Voya Retirement Ins & Ann Co	5,209,018	0.024901%
140	65331	Liberty Natl Life Ins Co	4,938,848	0.023610%
141	68772	Security Mut Life Ins Co Of NY	4,712,436	0.022527%
142	88072	Talcott Resolution Life Ins Co	4,689,382	0.022417%
143	60445	Sagicor Life Ins Co	4,605,319	0.022015%
144	60183	S USA Life Ins Co Inc	4,582,484	0.021906%
145	67873	Pioneer Amer Ins Co	4,432,264	0.021188%
146	63312	MassMutual Ascend Life Ins Co	4,300,706	0.020559%
147	61832	Chesapeake Life Ins Co	4,277,181	0.020447%
148	67199	Old Amer Ins Co	4,119,412	0.019692%
149	67148	Occidental Life Ins Co Of NC	4,067,742	0.019445%
150	84530	US Financial Life Ins Co	3,947,254	0.018869%
151	62154	Ladder Life Ins Co	3,786,308	0.018100%
152	69892	United Farm Family Life Ins Co	3,740,482	0.017881%
153	61395	Beneficial Life Ins Co	3,682,902	0.017606%
154	90212	Great Southern Life Ins Co	3,326,256	0.015901%
155	70416	MML Bay State Life Ins Co	3,258,157	0.015575%
156	14406	Industrial Alliance Ins & Fin Serv I	3,242,480	0.015500%
157	67911	Pioneer Mut Life Ins Co	3,140,186	0.015011%
158	60054	Aetna Life Ins Co	3,073,187	0.014691%
159	63967	Government Personnel Mut Life Ins Co	3,073,155	0.014691%
160	79065	Delaware Life Ins Co	2,963,239	0.014165%
161	63983	United Heritage Life Ins Co	2,890,102	0.013816%
162	61212	Baltimore Life Ins Co	2,843,668	0.013594%
163	76112	Oxford Life Ins Co	2,681,330	0.012818%
164	61476	Boston Mut Life Ins Co	2,599,316	0.012426%
165	93459	Pan Amer Assur Co	2,547,181	0.012177%
166	86126	Members Life Ins Co	2,365,713	0.011309%
167	70106	United States Life Ins Co in the Cit	2,294,613	0.010969%
168	68802	Sentinel Security Life Ins Co	2,252,555	0.010768%
169	99775	Funeral Directors Life Ins Co	2,212,890	0.010578%
170	61492	Athene Annuity & Life Assur Co	2,195,141	0.010494%
171	91529	Unimerica Ins Co	2,168,098	0.010364%
172	84824	Commonwealth Ann & Life Ins Co	2,153,125	0.010293%

California Life & Annuity Market Share Report
Premiums Written During Calendar Year 2023
Line of Business: LIFE INSURANCE
Sorted By Market Share (Written Premium)

Record Count	Company Code	Company Name	Written Premium	Market Share
173	61360	Reliastar Life Ins Co Of NY	2,151,228	0.010284%
174	68810	Sentry Life Ins Co	2,115,251	0.010112%
175	68543	Liberty Bankers Life Ins Co	2,097,115	0.010025%
176	60399	American Family Life Ins Co	1,957,042	0.009355%
177	67180	Ohio State Life Ins Co	1,894,899	0.009058%
178	64211	Guarantee Trust Life Ins Co	1,857,452	0.008879%
179	61875	Church Life Ins Corp	1,816,893	0.008685%
180	93696	Fidelity Investments Life Ins Co	1,725,757	0.008250%
181	62057	Lincoln Life & Ann Co of NY	1,688,864	0.008073%
182	63053	Family Life Ins Co	1,648,046	0.007878%
183	62928	EMC Natl Life Co	1,540,665	0.007365%
184	69566	Trans World Assur Co	1,536,137	0.007343%
185	61182	Aurora Natl Life Assur Co	1,461,897	0.006988%
186	63223	Federal Life Ins Co	1,445,843	0.006912%
187	69272	Ibexis Life & Ann Ins Co	1,435,079	0.006860%
188	67083	Manhattan Natl Life Ins Co	1,312,556	0.006275%
189	80942	Venerable Ins & Ann Co	1,231,396	0.005887%
190	62880	Equitable Financial Life & Ann Co	1,196,250	0.005719%
191	93777	Revol One Ins Co	1,154,844	0.005521%
192	64580	Illinois Mut Life Ins Co	1,149,078	0.005493%
193	70688	Transamerica Financial Life Ins Co	1,120,910	0.005358%
194	61409	National Benefit Life Ins Co	1,059,803	0.005066%
195	67261	Old Republic Life Ins Co	1,015,562	0.004855%
196	68675	Security Benefit Life Ins Co	984,586	0.004707%
197	67946	Pioneer Security Life Ins Co	981,431	0.004692%
198	60704	Wilton Reassur Life Co of NY	979,149	0.004681%
199	63657	Garden State Life Ins Co	967,525	0.004625%
200	63487	Investors Life Ins Co N Amer	946,940	0.004527%
201	71129	Dearborn Life Ins Co	944,783	0.004516%
202	65870	Manhattan Life Ins Co	931,238	0.004452%
203	67059	GPM Hlth & Life Ins Co	904,908	0.004326%
204	84522	Auto Club Life Ins Co	900,331	0.004304%
205	69922	United Home Life Ins Co	897,889	0.004292%
206	63819	Unity Financial Life Ins Co	835,736	0.003995%
207	97268	Pacific Life & Ann Co	794,043	0.003796%
208	64017	Jefferson Natl Life Ins Co	767,967	0.003671%
209	66141	Health Net Life Ins Co	742,871	0.003551%
210	66087	Mid West Natl Life Ins Co Of TN	617,883	0.002954%
211	86355	Standard Life & Accident Ins Co	566,793	0.002709%
212	93734	Nassau Life & Ann Co	564,273	0.002697%
213	69140	First Allmerica Fin Life Ins Co	563,496	0.002694%
214	62596	Union Fidelity Life Ins Co	519,297	0.002482%
215	61883	ManhattanLife Ins & Ann Co	506,949	0.002423%

California Life & Annuity Market Share Report
Premiums Written During Calendar Year 2023
Line of Business: LIFE INSURANCE
Sorted By Market Share (Written Premium)

Record Count	Company Code	Company Name	Written Premium	Market Share
216	92711	HCC Life Ins Co	454,301	0.002172%
217	68632	Vantis Life Ins Co	430,516	0.002058%
218	71714	Berkshire Life Ins Co of Amer	429,061	0.002051%
219	80985	4 Ever Life Ins Co	425,535	0.002034%
220	60429	American Fidelity Life Ins Co	425,307	0.002033%
221	71390	Puritan Life Ins Co of Amer	424,681	0.002030%
222	87963	National Teachers Assoc Life Ins Co	407,264	0.001947%
223	65080	John Alden Life Ins Co	390,818	0.001868%
224	92916	United Amer Ins Company	373,623	0.001786%
225	65781	Madison Natl Life Ins Co Inc	362,140	0.001731%
226	11121	Unified Life Ins Co	349,403	0.001670%
227	67598	Paul Revere Life Ins Co	328,008	0.001568%
228	66540	National Farmers Union Life Ins Co	316,377	0.001512%
229	88668	Mutual Of Amer Life Ins Co	291,610	0.001394%
230	62863	Trustmark Life Ins Co	286,765	0.001371%
231	99724	LifeShield Natl Ins Co	282,232	0.001349%
232	60836	American Republic Ins Co	278,328	0.001331%
233	87645	United Fidelity Life Ins Co	243,728	0.001165%
234	68039	Athene Ann & Life Assur Co of NY	235,000	0.001123%
235	66109	Midwestern United Life Ins Co	213,622	0.001021%
236	77720	LifeSecure Ins Co	213,499	0.001021%
237	60216	Amalgamated Life Ins Co	206,426	0.000987%
238	90638	Best Life & Hlth Ins Co	194,969	0.000932%
239	88536	Protective Life & Annuity Ins Co	190,727	0.000912%
240	86630	Fortitude Life Ins & Ann Co	188,019	0.000899%
241	71773	American Natl Life Ins Co Of TX	186,528	0.000892%
242	62383	Bestow Life Ins Co	177,980	0.000851%
243	65722	Loyal Amer Life Ins Co	176,045	0.000842%
244	67393	Ozark Natl Life Ins Co	172,967	0.000827%
245	60275	American Bankers Life Assur Co Of FL	166,190	0.000794%
246	89184	Sterling Investors Life Ins Co	162,729	0.000778%
247	62103	Columbian Mut Life Ins Co	153,678	0.000735%
248	60003	Park Avenue Life Ins Co	138,228	0.000661%
249	67601	Unum Ins Co	120,674	0.000577%
250	71404	Continental Gen Ins Co	102,697	0.000491%
251	82538	National Hlth Ins Co	97,964	0.000468%
252	62510	Equitrust Life Ins Co	97,677	0.000467%
253	69647	Optum Ins of OH Inc	82,649	0.000395%
254	62634	Delaware Amer Life Ins Co	78,672	0.000376%
255	97764	Idealife Ins Co	77,383	0.000370%
256	77968	Family Heritage Life Ins Co Of Amer	75,763	0.000362%
257	68985	Starmount Life Ins Co	68,462	0.000327%
258	72850	United World Life Ins Co	55,736	0.000266%

California Life & Annuity Market Share Report
Premiums Written During Calendar Year 2023
Line of Business: LIFE INSURANCE
Sorted By Market Share (Written Premium)

Record Count	Company Code	Company Name	Written Premium	Market Share
259	66265	Monarch Life Ins Co	47,945	0.000229%
260	97241	Everly Life Ins Co	45,102	0.000216%
261	68500	Continental Life Ins Co Brentwood	42,173	0.000202%
262	93610	John Hancock Life & Hlth Ins Co	39,487	0.000189%
263	97985	LifeMap Assur Co	39,035	0.000187%
264	90247	Fortitude US Reins Co	36,645	0.000175%
265	60801	American Public Life Ins Co	29,968	0.000143%
266	92908	Tier One Ins Co	26,920	0.000129%
267	97152	Plateau Ins Co	25,885	0.000124%
268	98205	Natl Foundation Life Ins Co	25,437	0.000122%
269	64904	Investors Heritage Life Ins Co	24,001	0.000115%
270	66001	American Benefit Life Ins Co	23,985	0.000115%
271	61751	Central States H & L Co Of Omaha	23,253	0.000111%
272	62952	SILAC Ins Co	21,925	0.000105%
273	68462	Reserve Natl Ins Co	18,726	0.000090%
274	68047	Professional Ins Co	15,979	0.000076%
275	67369	Cigna Hlth & Life Ins Co	15,932	0.000076%
276	68357	Reliable Life Ins Co	15,659	0.000075%
277	83607	Clear Spring Life & Ann Co	14,184	0.000068%
278	68284	Nassau Life Ins Co of KS	13,786	0.000066%
279	84174	ELCO Mut Life & Ann	12,675	0.000061%
280	65951	Merit Life Ins Co	12,414	0.000059%
281	92444	Companion Life Ins Co of CA	11,513	0.000055%
282	90581	Symetra Natl Life Ins Co	11,396	0.000054%
283	85561	Elips Life Ins Co	10,310	0.000049%
284	74780	Integrity Life Ins Co	7,880	0.000038%
285	69698	New Era Life Ins Co Of Midwest	7,554	0.000036%
286	92738	American Equity Invest Life Ins Co	7,351	0.000035%
287	77399	Sterling Life Ins Co	6,606	0.000032%
288	68446	Oceanview Life & Annuity Co	6,288	0.000030%
289	71471	Ability Ins Co	5,993	0.000029%
290	61700	Renaissance Life & Hlth Ins Co of Am	5,519	0.000026%
291	82880	CSI Life Ins Co	5,468	0.000026%
292	69078	Standard Security Life Ins Co Of NY	3,917	0.000019%
293	64890	Berkley Life & Hlth Ins Co	3,311	0.000016%
294	61581	Capitol Life Ins Co	3,234	0.000015%
295	31119	Medico Ins Co	1,966	0.000009%
296	67903	Provident Amer Life & Hlth Ins Co	1,507	0.000007%
297	78743	New Era Life Ins Co	1,457	0.000007%
298	97705	Direct Gen Life Ins Co	978	0.000005%
299	64238	Guaranty Income Life Ins Co	943	0.000005%
300	71323	Entrada Life Ins Co	787	0.000004%
301	60232	Axcelus Financial Life Ins Co	676	0.000003%

California Life & Annuity Market Share Report
Premiums Written During Calendar Year 2023
Line of Business: LIFE INSURANCE
Sorted By Market Share (Written Premium)

Record Count	Company Code	Company Name	Written Premium	Market Share
302	74004	Family Serv Life Ins Co	553	0.000003%
303	70955	USA Life One Ins Co Of IN	420	0.000002%
304	76007	Old United Life Ins Co	400	0.000002%
305	85189	Western United Life Assur Co	316	0.000002%
306	81442	Monitor Life Ins Co Of NY	46	0.000000%
Totals:			20,918,804,471	100.000000%

California Life & Annuity Market Share Report
Premiums Written During Calendar Year 2023
Line of Business: ANNUITY CONSIDERATIONS
Sorted By Market Share (Written Premium)

Record Count	Company Code	Company Name	Written Premium	Market Share
1	61689	Athene Ann & Life Co	5,116,585,140	11.902025%
2	90611	Allianz Life Ins Co Of N Amer	2,273,774,672	5.289177%
3	60488	American Gen Life Ins Co	2,218,691,226	5.161043%
4	65935	Massachusetts Mut Life Ins Co	2,072,327,579	4.820577%
5	68241	Prudential Ins Co Of Amer	1,925,225,940	4.478395%
6	91596	New York Life Ins & Ann Corp	1,701,131,122	3.957113%
7	67466	Pacific Life Ins Co	1,622,601,967	3.774441%
8	66869	Nationwide Life Ins Co	1,428,472,628	3.322864%
9	65676	Lincoln Natl Life Ins Co	1,251,541,134	2.911292%
10	91642	Forethought Life Ins Co	1,248,161,717	2.903431%
11	86509	Voya Retirement Ins & Ann Co	1,163,504,902	2.706505%
12	65056	Jackson Natl Life Ins Co	1,133,065,621	2.635698%
13	68608	Symetra Life Ins Co	1,122,194,344	2.610410%
14	78077	Equitable Financial Life Ins Co of A	1,030,283,808	2.396611%
15	92622	Western Southern Life Assur Co	953,217,603	2.217342%
16	87726	Brighthouse Life Ins Co	948,245,989	2.205777%
17	63312	MassMutual Ascend Life Ins Co	932,757,639	2.169749%
18	63274	Fidelity & Guar Life Ins Co	930,342,657	2.164131%
19	69345	Teachers Ins & Ann Assoc Of Amer	782,970,123	1.821318%
20	62944	Equitable Financial Life Ins Co	752,001,059	1.749279%
21	66044	Midland Natl Life Ins Co	694,374,571	1.615230%
22	65528	Life Ins Co Of The Southwest	683,472,050	1.589869%
23	68675	Security Benefit Life Ins Co	662,863,005	1.541929%
24	69663	USAA Life Ins Co	646,358,196	1.503536%
25	92657	Nationwide Life & Ann Ins Co	615,495,434	1.431744%
26	79227	Pruco Life Ins Co	610,890,827	1.421033%
27	66974	North Amer Co Life & Hlth Ins	540,752,068	1.257879%
28	79065	Delaware Life Ins Co	482,426,161	1.122203%
29	60895	American United Life Ins Co	478,352,391	1.112727%
30	92738	American Equity Invest Life Ins Co	465,433,541	1.082676%
31	97136	Metropolitan Tower Life Ins Co	455,944,502	1.060602%
32	60739	American Natl Ins Co	401,686,548	0.934389%
33	65005	RiverSource Life Ins Co	364,283,134	0.847383%
34	70238	Variable Ann Life Ins Co	328,663,263	0.764525%
35	78778	Guardian Ins & Ann Co Inc	300,736,508	0.699563%
36	68802	Sentinel Security Life Ins Co	276,545,680	0.643291%
37	62510	Equitrust Life Ins Co	265,522,565	0.617649%
38	69868	United Of Omaha Life Ins Co	218,589,806	0.508476%
39	61271	Principal Life Ins Co	215,394,211	0.501043%
40	61301	Ameritas Life Ins Corp	206,807,881	0.481069%
41	66915	New York Life Ins Co	194,259,109	0.451879%
42	71854	AAA Life Ins Co	176,301,216	0.410106%

California Life & Annuity Market Share Report
Premiums Written During Calendar Year 2023
Line of Business: ANNUITY CONSIDERATIONS
Sorted By Market Share (Written Premium)

Record Count	Company Code	Company Name	Written Premium	Market Share
43	93696	Fidelity Investments Life Ins Co	160,671,421	0.373748%
44	86231	Transamerica Life Ins Co	154,518,429	0.359435%
45	69019	Standard Ins Co	146,113,336	0.339884%
46	64238	Guaranty Income Life Ins Co	139,799,560	0.325197%
47	68381	Reliance Standard Life Ins Co	132,117,922	0.307328%
48	60410	American Fidelity Assur Co	126,801,797	0.294962%
49	68136	Protective Life Ins Co	126,669,785	0.294655%
50	68810	Sentry Life Ins Co	111,918,933	0.260342%
51	61999	Americo Fin Life & Ann Ins Co	111,544,947	0.259472%
52	67091	Northwestern Mut Life Ins Co	109,583,246	0.254909%
53	64017	Jefferson Natl Life Ins Co	101,776,227	0.236748%
54	94250	Banner Life Ins Co	97,928,186	0.227797%
55	60232	Axcelus Financial Life Ins Co	95,170,720	0.221383%
56	13183	Eagle Life Ins Co	86,056,291	0.200181%
57	93734	Nassau Life & Ann Co	82,682,509	0.192333%
58	60183	S USA Life Ins Co Inc	80,429,161	0.187092%
59	64904	Investors Heritage Life Ins Co	79,461,631	0.184841%
60	86126	Members Life Ins Co	65,088,456	0.151407%
61	65978	Metropolitan Life Ins Co	62,772,704	0.146020%
62	62952	SILAC Ins Co	62,425,049	0.145211%
63	61263	Bankers Life & Cas Co	60,128,588	0.139869%
64	69973	United Life Ins Co	56,886,068	0.132326%
65	67644	Penn Mut Life Ins Co	54,056,898	0.125745%
66	66168	Minnesota Life Ins Co	53,642,810	0.124782%
67	68446	Oceanview Life & Annuity Co	53,590,369	0.124660%
68	76112	Oxford Life Ins Co	49,899,786	0.116075%
69	60445	Sagicor Life Ins Co	46,326,137	0.107762%
70	71390	Puritan Life Ins Co of Amer	46,155,967	0.107366%
71	83607	Clear Spring Life & Ann Co	40,302,716	0.093751%
72	67423	Aspida Life Ins Co	35,204,967	0.081893%
73	74780	Integrity Life Ins Co	32,835,421	0.076381%
74	62626	CMFG Life Ins Co	31,489,997	0.073251%
75	93432	CM Life Ins Co	31,279,098	0.072760%
76	68543	Liberty Bankers Life Ins Co	22,998,643	0.053499%
77	64513	Horace Mann Life Ins Co	21,473,462	0.049951%
78	64343	Pacific Guardian Life Ins Co Ltd	20,040,958	0.046619%
79	88072	Talcott Resolution Life Ins Co	19,005,969	0.044211%
80	69116	State Life Ins Co	18,830,928	0.043804%
81	90557	Zurich Amer Life Ins Co	18,425,375	0.042860%
82	68322	Empower Ann Ins Co of Amer	17,349,879	0.040359%
83	65242	Lafayette Life Ins Co	16,720,214	0.038894%
84	67105	Reliastar Life Ins Co	16,297,183	0.037910%

California Life & Annuity Market Share Report
Premiums Written During Calendar Year 2023
Line of Business: ANNUITY CONSIDERATIONS
Sorted By Market Share (Written Premium)

Record Count	Company Code	Company Name	Written Premium	Market Share
85	66850	National Western Life Ins Co	14,418,477	0.033540%
86	69272	Ibexis Life & Ann Ins Co	14,015,728	0.032603%
87	69108	State Farm Life Ins Co	12,539,222	0.029168%
88	71153	Talcott Resolution Life & Ann Ins Co	12,110,273	0.028171%
89	67180	Ohio State Life Ins Co	11,622,789	0.027037%
90	93572	RGA Reins Co	10,813,843	0.025155%
91	93661	Annuity Investors Life Ins Co	9,867,620	0.022954%
92	97268	Pacific Life & Ann Co	7,497,314	0.017440%
93	60142	TIAA Cref Life Ins Co	7,138,421	0.016605%
94	86630	Fortitude Life Ins & Ann Co	6,658,066	0.015488%
95	85189	Western United Life Assur Co	6,512,125	0.015148%
96	93742	Securian Life Ins Co	6,155,230	0.014318%
97	66583	National Guardian Life Ins Co	5,907,443	0.013742%
98	70106	United States Life Ins Co in the Cit	5,709,174	0.013280%
99	67172	Augustar Life Ins Co	5,463,747	0.012710%
100	63177	Farmers New World Life Ins Co	4,370,945	0.010168%
101	91693	IA Amer Life Ins Co	4,181,594	0.009727%
102	70688	Transamerica Financial Life Ins Co	3,896,180	0.009063%
103	62057	Lincoln Life & Ann Co of NY	3,626,885	0.008437%
104	65838	John Hancock Life Ins Co USA	3,253,714	0.007569%
105	80942	Venerable Ins & Ann Co	3,209,908	0.007467%
106	70435	The Savings Bank Mut Life Ins Co of	3,079,826	0.007164%
107	65129	Kansas City Life Ins Co	2,657,957	0.006183%
108	99937	Columbus Life Ins Co	2,550,273	0.005932%
109	84824	Commonwealth Ann & Life Ins Co	2,520,769	0.005864%
110	65595	Lincoln Benefit Life Co	2,193,963	0.005104%
111	93262	Penn Ins & Ann Co	2,088,793	0.004859%
112	84174	ELCO Mut Life & Ann	1,959,615	0.004558%
113	99775	Funeral Directors Life Ins Co	1,783,849	0.004150%
114	60054	Aetna Life Ins Co	1,725,339	0.004013%
115	67148	Occidental Life Ins Co Of NC	1,692,797	0.003938%
116	70408	Union Security Ins Co	1,516,355	0.003527%
117	14406	Industrial Alliance Ins & Fin Serv I	1,402,838	0.003263%
118	76236	The Cincinnati Life Ins Co	1,221,652	0.002842%
119	65536	Genworth Life & Ann Ins Co	1,166,941	0.002714%
120	71480	Great Western Ins Co	1,126,417	0.002620%
121	88668	Mutual Of Amer Life Ins Co	1,001,832	0.002330%
122	66680	National Life Ins Co	946,199	0.002201%
123	64246	Guardian Life Ins Co Of Amer	937,059	0.002180%
124	68594	American Amicable Life Ins Co Of TX	891,778	0.002074%
125	71439	Assurity Life Ins Co	747,495	0.001739%
126	64505	Homesteaders Life Co	623,225	0.001450%

California Life & Annuity Market Share Report
Premiums Written During Calendar Year 2023
Line of Business: ANNUITY CONSIDERATIONS
Sorted By Market Share (Written Premium)

Record Count	Company Code	Company Name	Written Premium	Market Share
127	61581	Capitol Life Ins Co	595,114	0.001384%
128	71404	Continental Gen Ins Co	496,369	0.001155%
129	91626	New England Life Ins Co	495,251	0.001152%
130	65870	Manhattan Life Ins Co	476,306	0.001108%
131	60186	Everlake Life Ins Co	474,752	0.001104%
132	69485	Security Natl Life Ins Co	364,023	0.000847%
133	65781	Madison Natl Life Ins Co Inc	355,020	0.000826%
134	67873	Pioneer Amer Ins Co	351,429	0.000817%
135	67989	American Memorial Life Ins Co	331,226	0.000770%
136	92916	United Amer Ins Company	326,832	0.000760%
137	70025	Genworth Life Ins Co	290,934	0.000677%
138	65722	Loyal Amer Life Ins Co	288,963	0.000672%
139	93548	PHL Variable Ins Co	279,597	0.000650%
140	63983	United Heritage Life Ins Co	264,811	0.000616%
141	70319	Washington Natl Ins Co	247,016	0.000575%
142	90212	Great Southern Life Ins Co	220,213	0.000512%
143	15691	Gainbridge Life Ins Co	214,000	0.000498%
144	71870	Fidelity Security Life Ins Co	186,583	0.000434%
145	60429	American Fidelity Life Ins Co	141,078	0.000328%
146	68039	Athene Ann & Life Assur Co of NY	135,934	0.000316%
147	61395	Beneficial Life Ins Co	128,360	0.000299%
148	84522	Auto Club Life Ins Co	125,501	0.000292%
149	61832	Chesapeake Life Ins Co	100,068	0.000233%
150	69566	Trans World Assur Co	97,521	0.000227%
151	67814	Nassau Life Ins Co	84,332	0.000196%
152	69310	Surety Life Ins Co	82,819	0.000193%
153	72222	Amica Life Ins Co	51,826	0.000121%
154	77720	LifeSecure Ins Co	48,770	0.000113%
155	61875	Church Life Ins Corp	42,400	0.000099%
156	62928	EMC Natl Life Co	40,750	0.000095%
157	70335	West Coast Life Ins Co	36,278	0.000084%
158	65919	Primerica Life Ins Co	35,041	0.000082%
159	67059	GPM Hlth & Life Ins Co	33,104	0.000077%
160	66087	Mid West Natl Life Ins Co Of TN	29,183	0.000068%
161	61492	Athene Annuity & Life Assur Co	27,671	0.000064%
162	64580	Illinois Mut Life Ins Co	23,080	0.000054%
163	67539	Pan Amer Life Ins Co	22,872	0.000053%
164	67911	Pioneer Mut Life Ins Co	15,527	0.000036%
165	62413	Wilcac Life Ins Co	14,409	0.000034%
166	69140	First Allmerica Fin Life Ins Co	11,362	0.000026%
167	76023	Columbian Life Ins Co	9,823	0.000023%
168	63223	Federal Life Ins Co	8,300	0.000019%

California Life & Annuity Market Share Report
Premiums Written During Calendar Year 2023
Line of Business: ANNUITY CONSIDERATIONS
Sorted By Market Share (Written Premium)

Record Count	Company Code	Company Name	Written Premium	Market Share
169	63967	Government Personnel Mut Life Ins Co	7,776	0.000018%
170	92444	Companion Life Ins Co of CA	7,500	0.000017%
171	64211	Guarantee Trust Life Ins Co	6,216	0.000014%
172	60534	American Heritage Life Ins Co	5,580	0.000013%
173	87645	United Fidelity Life Ins Co	5,531	0.000013%
174	60704	Wilton Reassur Life Co of NY	4,875	0.000011%
175	86355	Standard Life & Accident Ins Co	4,350	0.000010%
176	63258	Federated Life Ins Co	3,850	0.000009%
177	92711	HCC Life Ins Co	3,600	0.000008%
178	66370	Mony Life Ins Co	3,600	0.000008%
179	60399	American Family Life Ins Co	3,000	0.000007%
180	61425	Trustmark Ins Co	2,745	0.000006%
181	61360	Reliastar Life Ins Co Of NY	2,400	0.000006%
182	65927	Lincoln Heritage Life Ins Co	2,310	0.000005%
183	66001	American Benefit Life Ins Co	2,270	0.000005%
184	68772	Security Mut Life Ins Co Of NY	2,200	0.000005%
185	67083	Manhattan Natl Life Ins Co	1,421	0.000003%
186	62103	Columbian Mut Life Ins Co	1,359	0.000003%
187	72125	Physicians Life Ins Co	1,200	0.000003%
188	69698	New Era Life Ins Co Of Midwest	1,200	0.000003%
189	97764	Idealife Ins Co	1,188	0.000003%
190	67946	Pioneer Security Life Ins Co	845	0.000002%
191	65331	Liberty Natl Life Ins Co	665	0.000002%
192	97241	Everly Life Ins Co	515	0.000001%
193	62235	Unum Life Ins Co Of Amer	498	0.000001%
194	11121	Unified Life Ins Co	441	0.000001%
195	69647	Optum Ins of OH Inc	335	0.000001%
196	89184	Sterling Investors Life Ins Co	300	0.000001%
197	70483	Western & Southern Life Ins Co	231	0.000001%
198	66540	National Farmers Union Life Ins Co	104	0.000000%
199	68713	Security Life Of Denver Ins Co	30	0.000000%
200	69892	United Farm Family Life Ins Co	25	0.000000%
201	93629	Empower Ann Ins Co	(8,689)	-0.000020%
	Totals:		42,989,198,869	100.000000%

California Life & Annuity Market Share Report
Premiums Written During Calendar Year 2023
Line of Business: ACCIDENT AND HEALTH
Sorted By Market Share [Written Premium]

Exhibit (4D)

Record Count	Company Code	Company Name	Written Premium	Market Share
1	60054	Aetna Life Ins Co	2,961,738,427	16.316613%
2	79413	UnitedHealthcare Ins Co	2,447,337,830	13.482711%
3	67369	Cigna Hlth & Life Ins Co	2,057,714,434	11.336224%
4	62825	Anthem Blue Cross Life & Hlth Ins Co	1,844,747,517	10.162961%
5	65978	Metropolitan Life Ins Co	1,129,218,984	6.221018%
6	64246	Guardian Life Ins Co Of Amer	682,966,756	3.762555%
7	62235	Unum Life Ins Co Of Amer	409,528,691	2.256148%
8	65676	Lincoln Natl Life Ins Co	400,535,831	2.206605%
9	69019	Standard Ins Co	334,188,459	1.841089%
10	61271	Principal Life Ins Co	325,890,356	1.795374%
11	60380	American Family Life Assur Co of Col	319,215,790	1.758602%
12	66141	Health Net Life Ins Co	310,538,284	1.710797%
13	80802	US Br Sun Life Assur Co of Canada	300,537,085	1.655699%
14	67105	Reliastar Life Ins Co	297,064,647	1.636569%
15	70815	Hartford Life & Accident Ins Co	287,866,013	1.585892%
16	70025	Genworth Life Ins Co	263,914,437	1.453940%
17	65498	Life Ins Co Of N Amer	243,724,752	1.342712%
18	60410	American Fidelity Assur Co	240,563,874	1.325299%
19	68241	Prudential Ins Co Of Amer	192,427,986	1.060112%
20	61557	Blue Shield of CA Life & Hlth Ins Co	175,968,636	0.969435%
21	61301	Ameritas Life Ins Corp	131,207,694	0.722841%
22	62049	Colonial Life & Accident Ins Co	130,770,273	0.720431%
23	69868	United Of Omaha Life Ins Co	124,637,750	0.686646%
24	86231	Transamerica Life Ins Co	122,156,442	0.672976%
25	68381	Reliance Standard Life Ins Co	117,159,571	0.645448%
26	92711	HCC Life Ins Co	109,188,085	0.601532%
27	67091	Northwestern Mut Life Ins Co	107,286,404	0.591055%
28	71730	Continental Amer Ins Co	101,740,396	0.560501%
29	65838	John Hancock Life Ins Co USA	99,272,073	0.546903%
30	68608	Symetra Life Ins Co	98,912,969	0.544925%
31	68195	Provident Life & Accident Ins Co	98,714,670	0.543832%
32	71412	Mutual Of Omaha Ins Co	86,826,012	0.478336%
33	71870	Fidelity Security Life Ins Co	76,280,139	0.420237%
34	66915	New York Life Ins Co	73,670,685	0.405862%
35	65935	Massachusetts Mut Life Ins Co	68,496,112	0.377354%
36	71714	Berkshire Life Ins Co of Amer	64,442,783	0.355024%
37	69663	USAA Life Ins Co	53,491,389	0.294691%
38	69000	Northwestern Long Term Care Ins Co	53,194,620	0.293056%
39	66583	National Guardian Life Ins Co	51,483,703	0.283631%
40	92916	United Amer Ins Company	50,793,363	0.279827%
41	67539	Pan Amer Life Ins Co	49,726,153	0.273948%
42	91529	Unimerica Ins Co	49,492,472	0.272661%
43	64890	Berkley Life & Hlth Ins Co	44,442,067	0.244837%
44	62626	CMFG Life Ins Co	44,439,156	0.244821%
45	60534	American Heritage Life Ins Co	40,122,921	0.221043%
46	92444	Companion Life Ins Co of CA	38,297,656	0.210987%

California Life & Annuity Market Share Report

Exhibit (4D)

Premiums Written During Calendar Year 2023

Line of Business: **ACCIDENT AND HEALTH**

Sorted By Market Share [Written Premium]

Record Count	Company Code	Company Name	Written Premium	Market Share
47	66168	Minnesota Life Ins Co	37,179,223	0.204825%
48	93440	HM Life Ins Co	36,428,221	0.200688%
49	65722	Loyal Amer Life Ins Co	34,401,459	0.189522%
50	87963	National Teachers Assoc Life Ins Co	34,089,414	0.187803%
51	61263	Bankers Life & Cas Co	32,027,617	0.176444%
52	72850	United World Life Ins Co	31,006,417	0.170818%
53	80985	4 Ever Life Ins Co	30,050,196	0.165551%
54	70319	Washington Natl Ins Co	27,132,712	0.149478%
55	61832	Chesapeake Life Ins Co	25,791,077	0.142086%
56	67601	Unum Ins Co	25,326,132	0.139525%
57	93742	Securian Life Ins Co	25,128,766	0.138438%
58	69744	Union Labor Life Ins Co	25,007,830	0.137771%
59	66869	Nationwide Life Ins Co	24,626,553	0.135671%
60	61069	Anthem Life Ins Co	23,206,819	0.127849%
61	68985	Starmount Life Ins Co	23,103,388	0.127280%
62	62146	Combined Ins Co Of Amer	22,931,759	0.126334%
63	65005	RiverSource Life Ins Co	22,875,460	0.126024%
64	61883	ManhattanLife Ins & Ann Co	21,143,617	0.116483%
65	70939	Gerber Life Ins Co	17,347,425	0.095569%
66	71854	AAA Life Ins Co	16,517,633	0.090998%
67	93572	RGA Reins Co	15,662,472	0.086287%
68	62065	Colonial Penn Life Ins Co	15,547,767	0.085655%
69	68500	Continental Life Ins Co Brentwood	14,012,774	0.077198%
70	78077	Equitable Financial Life Ins Co of A	13,381,563	0.073721%
71	61425	Trustmark Ins Co	12,520,178	0.068975%
72	60577	American Income Life Ins Co	11,509,863	0.063409%
73	65595	Lincoln Benefit Life Co	10,244,995	0.056441%
74	87726	BrightHouse Life Ins Co	9,935,562	0.054736%
75	60216	Amalgamated Life Ins Co	9,708,203	0.053484%
76	67598	Paul Revere Life Ins Co	8,907,308	0.049072%
77	90611	Allianz Life Ins Co Of N Amer	8,719,592	0.048037%
78	77968	Family Heritage Life Ins Co Of Amer	8,049,858	0.044348%
79	86355	Standard Life & Accident Ins Co	8,030,559	0.044241%
80	71439	Assurity Life Ins Co	6,419,745	0.035367%
81	82538	National Hlth Ins Co	6,250,156	0.034433%
82	62863	Trustmark Life Ins Co	6,187,397	0.034087%
83	77720	LifeSecure Ins Co	6,093,270	0.033569%
84	68136	Protective Life Ins Co	5,950,582	0.032783%
85	63177	Farmers New World Life Ins Co	5,811,297	0.032015%
86	69515	Medamerica Ins Co	5,413,140	0.029822%
87	11121	Unified Life Ins Co	5,278,121	0.029078%
88	62308	Connecticut Gen Life Ins Co	4,804,904	0.026471%
89	72125	Physicians Life Ins Co	4,666,242	0.025707%
90	91642	Forethought Life Ins Co	4,184,020	0.023050%
91	60488	American Gen Life Ins Co	4,172,247	0.022985%
92	60801	American Public Life Ins Co	4,002,845	0.022052%

California Life & Annuity Market Share Report

Exhibit (4D)

Premiums Written During Calendar Year 2023

Line of Business: **ACCIDENT AND HEALTH**

Sorted By Market Share [Written Premium]

Record Count	Company Code	Company Name	Written Premium	Market Share
93	60518	American Hlth & Life Ins Co	3,648,868	0.020102%
94	61360	Reliastar Life Ins Co Of NY	3,332,077	0.018357%
95	91472	Globe Life & Accident Ins Co	3,234,199	0.017818%
96	61700	Renaissance Life & Hlth Ins Co of Am	3,193,027	0.017591%
97	92908	Tier One Ins Co	3,184,893	0.017546%
98	64602	Independence Life & Ann Co	3,025,079	0.016666%
99	65781	Madison Natl Life Ins Co Inc	2,843,858	0.015667%
100	69116	State Life Ins Co	2,751,292	0.015157%
101	90557	Zurich Amer Life Ins Co	2,645,931	0.014577%
102	71773	American Natl Life Ins Co Of TX	2,640,402	0.014546%
103	70408	Union Security Ins Co	2,598,751	0.014317%
104	63258	Federated Life Ins Co	2,561,181	0.014110%
105	71404	Continental Gen Ins Co	2,497,991	0.013762%
106	81779	Individual Assur Co Life Hlth & Acc	2,229,046	0.012280%
107	90638	Best Life & Hlth Ins Co	2,151,873	0.011855%
108	67784	Philadelphia Amer Life Ins Co	2,148,470	0.011836%
109	62944	Equitable Financial Life Ins Co	2,091,368	0.011522%
110	71129	Dearborn Life Ins Co	1,897,464	0.010453%
111	64211	Guarantee Trust Life Ins Co	1,892,445	0.010426%
112	62057	Lincoln Life & Ann Co of NY	1,741,428	0.009594%
113	65129	Kansas City Life Ins Co	1,651,619	0.009099%
114	65056	Jackson Natl Life Ins Co	1,541,902	0.008495%
115	93610	John Hancock Life & Hlth Ins Co	1,508,386	0.008310%
116	60186	Everlake Life Ins Co	1,469,615	0.008096%
117	13100	Omaha Ins Co	1,465,089	0.008071%
118	62596	Union Fidelity Life Ins Co	1,407,414	0.007754%
119	77879	5 Star Life Ins Co	1,384,194	0.007626%
120	61476	Boston Mut Life Ins Co	1,357,083	0.007476%
121	93734	Nassau Life & Ann Co	1,300,870	0.007167%
122	94250	Banner Life Ins Co	1,225,506	0.006751%
123	70106	United States Life Ins Co in the Cit	1,104,282	0.006084%
124	80896	Centre Life Ins Co	1,078,201	0.005940%
125	89206	Augustar Life Assur Corp	1,035,954	0.005707%
126	88366	American Retirement Life Ins Co	882,283	0.004861%
127	66370	Mony Life Ins Co	877,109	0.004832%
128	66680	National Life Ins Co	827,683	0.004560%
129	66087	Mid West Natl Life Ins Co Of TN	744,189	0.004100%
130	68047	Professional Ins Co	735,536	0.004052%
131	62413	Wilcac Life Ins Co	730,771	0.004026%
132	80926	Sun Life & Hlth Ins Co	716,415	0.003947%
133	60739	American Natl Ins Co	666,436	0.003671%
134	70483	Western & Southern Life Ins Co	658,468	0.003628%
135	71471	Ability Ins Co	651,366	0.003588%
136	62952	SILAC Ins Co	641,507	0.003534%
137	65536	Genworth Life & Ann Ins Co	635,447	0.003501%
138	88072	Talcott Resolution Life Ins Co	633,204	0.003488%

California Life & Annuity Market Share Report

Exhibit (4D)

Premiums Written During Calendar Year 2023

Line of Business: **ACCIDENT AND HEALTH**

Sorted By Market Share [Written Premium]

Record Count	Company Code	Company Name	Written Premium	Market Share
139	69930	United Ins Co Of Amer	577,547	0.003182%
140	69345	Teachers Ins & Ann Assoc Of Amer	544,171	0.002998%
141	67172	Augustar Life Ins Co	509,916	0.002809%
142	61492	Athene Annuity & Life Assur Co	486,233	0.002679%
143	62634	Delaware Amer Life Ins Co	472,527	0.002603%
144	98205	Natl Foundation Life Ins Co	459,040	0.002529%
145	77399	Sterling Life Ins Co	395,131	0.002177%
146	66265	Monarch Life Ins Co	369,289	0.002034%
147	31119	Medico Ins Co	368,526	0.002030%
148	68322	Empower Ann Ins Co of Amer	365,606	0.002014%
149	97136	Metropolitan Tower Life Ins Co	332,963	0.001834%
150	63053	Family Life Ins Co	321,602	0.001772%
151	65080	John Alden Life Ins Co	273,445	0.001506%
152	60142	TIAA Cref Life Ins Co	265,833	0.001465%
153	67644	Penn Mut Life Ins Co	256,038	0.001411%
154	70688	Transamerica Financial Life Ins Co	228,042	0.001256%
155	99724	LifeShield Natl Ins Co	221,119	0.001218%
156	85561	Elips Life Ins Co	203,062	0.001119%
157	76112	Oxford Life Ins Co	200,421	0.001104%
158	65331	Liberty Natl Life Ins Co	184,963	0.001019%
159	63657	Garden State Life Ins Co	163,896	0.000903%
160	65870	Manhattan Life Ins Co	158,930	0.000876%
161	60836	American Republic Ins Co	146,545	0.000807%
162	80659	US Business of Canada Life Assur Co	146,504	0.000807%
163	61999	Americo Fin Life & Ann Ins Co	144,583	0.000797%
164	65927	Lincoln Heritage Life Ins Co	138,758	0.000764%
165	68462	Reserve Natl Ins Co	129,069	0.000711%
166	73504	Lumico Life Ins Co	121,056	0.000667%
167	88668	Mutual Of Amer Life Ins Co	118,355	0.000652%
168	90212	Great Southern Life Ins Co	118,109	0.000651%
169	64580	Illinois Mut Life Ins Co	100,978	0.000556%
170	68802	Sentinel Security Life Ins Co	88,518	0.000488%
171	60895	American United Life Ins Co	86,945	0.000479%
172	67059	GPM Hlth & Life Ins Co	85,838	0.000473%
173	63983	United Heritage Life Ins Co	84,553	0.000466%
174	85189	Western United Life Assur Co	70,789	0.000390%
175	97152	Plateau Ins Co	58,129	0.000320%
176	63967	Government Personnel Mut Life Ins Co	56,757	0.000313%
177	61409	National Benefit Life Ins Co	48,048	0.000265%
178	69078	Standard Security Life Ins Co Of NY	46,524	0.000256%
179	89184	Sterling Investors Life Ins Co	43,635	0.000240%
180	61751	Central States H & L Co Of Omaha	42,396	0.000234%
181	71390	Puritan Life Ins Co of Amer	42,251	0.000233%
182	60275	American Bankers Life Assur Co Of FL	37,449	0.000206%
183	91626	New England Life Ins Co	35,623	0.000196%
184	60183	S USA Life Ins Co Inc	31,780	0.000175%

California Life & Annuity Market Share Report

Exhibit (4D)

Premiums Written During Calendar Year 2023

Line of Business: **ACCIDENT AND HEALTH**

Sorted By Market Share [Written Premium]

Record Count	Company Code	Company Name	Written Premium	Market Share
185	68284	Nassau Life Ins Co of KS	24,096	0.000133%
186	61581	Capitol Life Ins Co	22,650	0.000125%
187	63290	Fidelity Life Assn A Legal Reserve L	22,292	0.000123%
188	61689	Athene Ann & Life Co	21,334	0.000118%
189	60704	Wilton Reassur Life Co of NY	20,654	0.000114%
190	67903	Provident Amer Life & Hlth Ins Co	17,209	0.000095%
191	67199	Old Amer Ins Co	16,115	0.000089%
192	67814	Nassau Life Ins Co	15,894	0.000088%
193	63312	MassMutual Ascend Life Ins Co	15,440	0.000085%
194	76236	The Cincinnati Life Ins Co	13,305	0.000073%
195	65919	Primerica Life Ins Co	12,256	0.000068%
196	63223	Federal Life Ins Co	11,451	0.000063%
197	62103	Columbian Mut Life Ins Co	9,343	0.000051%
198	65242	Lafayette Life Ins Co	8,590	0.000047%
199	88536	Protective Life & Annuity Ins Co	7,965	0.000044%
200	71153	Talcott Resolution Life & Ann Ins Co	7,899	0.000044%
201	68772	Security Mut Life Ins Co Of NY	7,771	0.000043%
202	81426	Commercial Travelers Life Ins Co	7,415	0.000041%
203	64513	Horace Mann Life Ins Co	7,234	0.000040%
204	42129	United Security Assur Co Of PA	6,693	0.000037%
205	68543	Liberty Bankers Life Ins Co	6,452	0.000036%
206	68446	Oceanview Life & Annuity Co	6,146	0.000034%
207	84522	Auto Club Life Ins Co	5,439	0.000030%
208	61212	Baltimore Life Ins Co	5,203	0.000029%
209	91693	IA Amer Life Ins Co	5,183	0.000029%
210	69922	United Home Life Ins Co	4,989	0.000027%
211	69310	Surety Life Ins Co	4,759	0.000026%
212	97985	LifeMap Assur Co	4,179	0.000023%
213	67652	First Penn Pacific Life Ins Co	3,902	0.000021%
214	64017	Jefferson Natl Life Ins Co	2,639	0.000015%
215	93777	Revol One Ins Co	2,551	0.000014%
216	69973	United Life Ins Co	1,908	0.000011%
217	66001	American Benefit Life Ins Co	1,443	0.000008%
218	69485	Security Natl Life Ins Co	1,074	0.000006%
219	67261	Old Republic Life Ins Co	646	0.000004%
220	62928	EMC Natl Life Co	571	0.000003%
221	66044	Midland Natl Life Ins Co	515	0.000003%
222	67393	Ozark Natl Life Ins Co	460	0.000003%
223	65528	Life Ins Co Of The Southwest	400	0.000002%
224	84824	Commonwealth Ann & Life Ins Co	372	0.000002%
225	70335	West Coast Life Ins Co	290	0.000002%
226	80942	Venerable Ins & Ann Co	117	0.000001%
227	68357	Reliable Life Ins Co	96	0.000001%
228	69140	First Allmerica Fin Life Ins Co	93	0.000001%
229	66974	North Amer Co Life & Hlth Ins	18	0.000000%
230	64343	Pacific Guardian Life Ins Co Ltd	16	0.000000%

California Life & Annuity Market Share Report

Exhibit (4D)

Premiums Written During Calendar Year 2023

Line of Business: **ACCIDENT AND HEALTH**

Sorted By Market Share [Written Premium]

Record Count	Company Code	Company Name	Written Premium	Market Share
231	86509	Voya Retirement Ins & Ann Co	(738)	-0.000004%
232	65951	Merit Life Ins Co	(2,692)	-0.000015%
	Totals:		18,151,674,026	100.000000%

California Life & Annuity Market Share Report
Premiums Written During Calendar Year 2023
Line of Business: DEPOSIT TYPE CONTRACTS
Sorted By Market Share (Written Premium)

Record Count	Company Code	Company Name	Written Premium	Market Share
1	61271	Principal Life Ins Co	953,673,631	34.809048%
2	60142	TIAA Cref Life Ins Co	405,201,194	14.789827%
3	69345	Teachers Ins & Ann Assoc Of Amer	329,970,092	12.043895%
4	65935	Massachusetts Mut Life Ins Co	234,794,077	8.569974%
5	93629	Empower Ann Ins Co	228,566,354	8.342663%
6	88072	Talcott Resolution Life Ins Co	119,364,333	4.356793%
7	69868	United Of Omaha Life Ins Co	82,111,957	2.997083%
8	67466	Pacific Life Ins Co	68,210,328	2.489674%
9	60488	American Gen Life Ins Co	51,729,131	1.888111%
10	91596	New York Life Ins & Ann Corp	41,757,275	1.524139%
11	68241	Prudential Ins Co Of Amer	30,618,858	1.117587%
12	70238	Variable Ann Life Ins Co	27,818,487	1.015374%
13	68322	Empower Ann Ins Co of Amer	27,776,884	1.013855%
14	66168	Minnesota Life Ins Co	24,883,958	0.908263%
15	67644	Penn Mut Life Ins Co	9,872,668	0.360352%
16	65978	Metropolitan Life Ins Co	9,275,826	0.338567%
17	92622	Western Southern Life Assur Co	8,994,199	0.328288%
18	61301	Ameritas Life Ins Corp	8,063,345	0.294312%
19	60054	Aetna Life Ins Co	7,070,987	0.258091%
20	68608	Symetra Life Ins Co	6,399,691	0.233588%
21	69663	USAA Life Ins Co	5,943,419	0.216935%
22	91642	Forethought Life Ins Co	4,652,816	0.169828%
23	60739	American Natl Ins Co	4,427,598	0.161607%
24	63177	Farmers New World Life Ins Co	4,351,319	0.158823%
25	79227	Pruco Life Ins Co	4,247,814	0.155045%
26	62510	Equitrust Life Ins Co	3,351,094	0.122315%
27	68136	Protective Life Ins Co	2,771,282	0.101152%
28	67091	Northwestern Mut Life Ins Co	2,708,638	0.098865%
29	64017	Jefferson Natl Life Ins Co	2,584,883	0.094348%
30	65005	RiverSource Life Ins Co	2,296,089	0.083807%
31	65595	Lincoln Benefit Life Co	2,290,520	0.083604%
32	86509	Voya Retirement Ins & Ann Co	2,184,282	0.079726%
33	65242	Lafayette Life Ins Co	1,750,528	0.063894%
34	71854	AAA Life Ins Co	1,622,832	0.059233%
35	78778	Guardian Ins & Ann Co Inc	1,522,882	0.055585%
36	74780	Integrity Life Ins Co	1,392,378	0.050822%
37	65919	Primerica Life Ins Co	1,294,330	0.047243%
38	67601	Unum Ins Co	1,165,190	0.042529%
39	65056	Jackson Natl Life Ins Co	1,000,000	0.036500%
40	86630	Fortitude Life Ins & Ann Co	925,178	0.033769%
41	60445	Sagicor Life Ins Co	917,773	0.033499%
42	62952	SILAC Ins Co	860,345	0.031403%
43	66044	Midland Natl Life Ins Co	838,653	0.030611%
44	87726	Brighthouse Life Ins Co	820,513	0.029949%
45	62413	Wilcac Life Ins Co	760,119	0.027744%

California Life & Annuity Market Share Report
Premiums Written During Calendar Year 2023
Line of Business: DEPOSIT TYPE CONTRACTS
Sorted By Market Share (Written Premium)

Record Count	Company Code	Company Name	Written Premium	Market Share
46	88668	Mutual Of Amer Life Ins Co	756,149	0.027599%
47	68543	Liberty Bankers Life Ins Co	728,376	0.026586%
48	66583	National Guardian Life Ins Co	548,220	0.020010%
49	84824	Commonwealth Ann & Life Ins Co	514,969	0.018796%
50	63312	MassMutual Ascend Life Ins Co	508,105	0.018546%
51	61212	Baltimore Life Ins Co	432,349	0.015781%
52	65129	Kansas City Life Ins Co	429,383	0.015672%
53	69019	Standard Ins Co	408,345	0.014905%
54	72125	Physicians Life Ins Co	281,110	0.010261%
55	69116	State Life Ins Co	234,709	0.008567%
56	66974	North Amer Co Life & Hlth Ins	231,440	0.008448%
57	86231	Transamerica Life Ins Co	229,632	0.008382%
58	62626	CMFG Life Ins Co	170,758	0.006233%
59	84174	ELCO Mut Life & Ann	168,896	0.006165%
60	99937	Columbus Life Ins Co	165,100	0.006026%
61	64343	Pacific Guardian Life Ins Co Ltd	161,219	0.005884%
62	76236	The Cincinnati Life Ins Co	154,594	0.005643%
63	61999	Americo Fin Life & Ann Ins Co	146,664	0.005353%
64	60895	American United Life Ins Co	130,753	0.004772%
65	65528	Life Ins Co Of The Southwest	123,619	0.004512%
66	67105	Reliastar Life Ins Co	89,001	0.003249%
67	67172	Augustar Life Ins Co	77,227	0.002819%
68	86126	Members Life Ins Co	73,879	0.002697%
69	69647	Optum Ins of OH Inc	57,896	0.002113%
70	71129	Dearborn Life Ins Co	45,747	0.001670%
71	69973	United Life Ins Co	43,945	0.001604%
72	67369	Cigna Hlth & Life Ins Co	36,682	0.001339%
73	83607	Clear Spring Life & Ann Co	33,444	0.001221%
74	71390	Puritan Life Ins Co of Amer	29,330	0.001071%
75	60518	American Hlth & Life Ins Co	20,724	0.000756%
76	62235	Unum Life Ins Co Of Amer	18,000	0.000657%
77	62308	Connecticut Gen Life Ins Co	17,640	0.000644%
78	90212	Great Southern Life Ins Co	17,355	0.000633%
79	69485	Security Natl Life Ins Co	12,884	0.000470%
80	69698	New Era Life Ins Co Of Midwest	6,728	0.000246%
81	64211	Guarantee Trust Life Ins Co	4,625	0.000169%
82	62928	EMC Natl Life Co	2,863	0.000104%
83	63983	United Heritage Life Ins Co	1,660	0.000061%
84	65722	Loyal Amer Life Ins Co	1,466	0.000054%
85	87645	United Fidelity Life Ins Co	1,063	0.000039%
86	61409	National Benefit Life Ins Co	1,012	0.000037%
87	78743	New Era Life Ins Co	565	0.000021%
88	69892	United Farm Family Life Ins Co	162	0.000006%
89	67180	Ohio State Life Ins Co	150	0.000005%
90	90247	Fortitude US Reins Co	150	0.000005%
91	61395	Beneficial Life Ins Co	66	0.000002%
92	69108	State Farm Life Ins Co	17	0.000001%

California Life & Annuity Market Share Report
Premiums Written During Calendar Year 2023
Line of Business: DEPOSIT TYPE CONTRACTS
Sorted By Market Share (Written Premium)

Record Count	Company Code	Company Name	Written Premium	Market Share
93	67989	American Memorial Life Ins Co	8	0.000000%
94	80985	4 Ever Life Ins Co	(2,591)	-0.000095%
95	61182	Aurora Natl Life Assur Co	(89,869)	-0.003280%
96	97136	Metropolitan Tower Life Ins Co	(130,865)	-0.004777%
	Totals:		2,739,729,104	100.000000%

California Life & Annuity Market Share Report
Premiums Written During Calendar Year 2023
Line of Business: OTHER CONSIDERATIONS
Sorted By Market Share (Written Premium)

Record Count	Company Code	Company Name	Written Premium	Market Share
1	68241	Prudential Ins Co Of Amer	3,061,627,889	38.471945%
2	65838	John Hancock Life Ins Co USA	2,163,777,854	27.189700%
3	86231	Transamerica Life Ins Co	488,543,961	6.138968%
4	70688	Transamerica Financial Life Ins Co	362,163,955	4.550897%
5	69019	Standard Ins Co	293,160,221	3.683806%
6	66915	New York Life Ins Co	285,028,144	3.581620%
7	68322	Empower Ann Ins Co of Amer	265,855,976	3.340705%
8	65935	Massachusetts Mut Life Ins Co	253,965,475	3.191291%
9	66168	Minnesota Life Ins Co	237,233,459	2.981039%
10	88668	Mutual Of Amer Life Ins Co	174,307,503	2.190321%
11	65978	Metropolitan Life Ins Co	109,285,945	1.373270%
12	86509	Voya Retirement Ins & Ann Co	101,442,036	1.274705%
13	88072	Talcott Resolution Life Ins Co	81,713,316	1.026797%
14	62626	CMFG Life Ins Co	32,593,912	0.409570%
15	62944	Equitable Financial Life Ins Co	29,681,870	0.372978%
16	93629	Empower Ann Ins Co	13,593,974	0.170820%
17	67172	Augustar Life Ins Co	2,620,192	0.032925%
18	71153	Talcott Resolution Life & Ann Ins Co	1,155,382	0.014518%
19	78778	Guardian Ins & Ann Co Inc	225,147	0.002829%
20	69868	United Of Omaha Life Ins Co	57,636	0.000724%
21	87726	Brighthouse Life Ins Co	31,020	0.000390%
22	61271	Principal Life Ins Co	14,335	0.000180%
	Totals:		7,958,079,202	100.000000%

2023 CALIFORNIA LIFE & ANNUITY MARKET SHARE REPORT

Premiums Written During The Calendar Year
Sorted By Company Name (Alphabetically)

Record Count	Company Code	Company Name	Life Insurance	Annuity Considerations	Accident And Health	Deposit Type Contract Funds	Other Considerations	Total	Market Share	Rank
1	80985	4 Ever Life Ins Co	425,535	0	30,050,196	(2,591)	0	30,473,140	0.032852%	150
2	77879	5 Star Life Ins Co	7,783,237	0	1,384,194	0	0	9,167,431	0.009883%	187
3	71854	AAA Life Ins Co	356,642,010	176,301,216	16,517,633	1,622,832	0	551,083,691	0.594112%	44
4	71471	Ability Ins Co	5,993	0	651,366	0	0	657,359	0.000709%	275
5	62200	Accordia Life & Ann Co	141,340,969	0	0	0	0	141,340,969	0.152377%	86
6	60054	Aetna Life Ins Co	3,073,187	1,725,339	2,961,738,427	7,070,987	0	2,973,607,940	3.205788%	4
7	90611	Allianz Life Ins Co Of N Amer	293,644,757	2,273,774,672	8,719,592	0	0	2,576,139,021	2.777284%	7
8	60216	Amalgamated Life Ins Co	206,426	0	9,708,203	0	0	9,914,629	0.010689%	184
9	68594	American Amicable Life Ins Co Of TX	18,370,856	891,778	0	0	0	19,262,634	0.020767%	170
10	60275	American Bankers Life Assur Co Of FL	166,190	0	37,449	0	0	203,639	0.000220%	294
11	66001	American Benefit Life Ins Co	23,985	2,270	1,443	0	0	27,698	0.000030%	310
12	92738	American Equity Invest Life Ins Co	7,351	465,433,541	0	0	0	465,440,892	0.501783%	55
13	60380	American Family Life Assur Co of Col	26,842,291	0	319,215,790	0	0	346,058,081	0.373078%	63
14	60399	American Family Life Ins Co	1,957,042	3,000	0	0	0	1,960,042	0.002113%	246
15	60410	American Fidelity Assur Co	64,956,752	126,801,797	240,563,874	0	0	432,322,423	0.466078%	57
16	60429	American Fidelity Life Ins Co	425,307	141,078	0	0	0	566,385	0.000611%	278
17	60488	American Gen Life Ins Co	597,702,984	2,218,691,226	4,172,247	51,729,131	0	2,872,295,588	3.096565%	5
18	60534	American Heritage Life Ins Co	8,594,873	5,580	40,122,921	0	0	48,723,374	0.052528%	126
19	60518	American Hlth & Life Ins Co	8,555,178	0	3,648,868	20,724	0	12,224,770	0.013179%	177
20	60577	American Income Life Ins Co	166,358,744	0	11,509,863	0	0	177,868,607	0.191757%	78
21	67989	American Memorial Life Ins Co	199,874,709	331,226	0	8	0	200,205,943	0.215838%	76
22	60739	American Natl Ins Co	116,741,532	401,686,548	666,436	4,427,598	0	523,522,114	0.564399%	47
23	71773	American Natl Life Ins Co Of TX	186,528	0	2,640,402	0	0	2,826,930	0.003048%	238
24	60801	American Public Life Ins Co	29,968	0	4,002,845	0	0	4,032,813	0.004348%	218
25	60836	American Republic Ins Co	278,328	0	146,545	0	0	424,873	0.000458%	283
26	88366	American Retirement Life Ins Co	0	0	882,283	0	0	882,283	0.000951%	271
27	60895	American United Life Ins Co	51,344,463	478,352,391	86,945	130,753	0	529,914,552	0.571290%	45
28	61999	Americo Fin Life & Ann Ins Co	38,216,422	111,544,947	144,583	146,664	0	150,052,616	0.161769%	84
29	61301	Ameritas Life Ins Corp	105,464,322	206,807,881	131,207,694	8,063,345	0	451,543,242	0.486800%	56
30	72222	Amica Life Ins Co	6,654,311	51,826	0	0	0	6,706,137	0.007230%	200

2023 CALIFORNIA LIFE & ANNUITY MARKET SHARE REPORT

Premiums Written During The Calendar Year
Sorted By Company Name (Alphabetically)

Record Count	Company Code	Company Name	Life Insurance	Annuity Considerations	Accident And Health	Deposit Type Contract Funds	Other Considerations	Total	Market Share	Rank
31	93661	Annuity Investors Life Ins Co	0	9,867,620	0	0	0	9,867,620	0.010638%	185
32	62825	Anthem Blue Cross Life & Hlth Ins Co	64,619,364	0	1,844,747,517	0	0	1,909,366,881	2.058450%	15
33	61069	Anthem Life Ins Co	6,787,324	0	23,206,819	0	0	29,994,143	0.032336%	153
34	67423	Aspida Life Ins Co	0	35,204,967	0	0	0	35,204,967	0.037954%	141
35	71439	Assurity Life Ins Co	14,954,855	747,495	6,419,745	0	0	22,122,095	0.023849%	164
36	68039	Athene Ann & Life Assur Co of NY	235,000	135,934	0	0	0	370,934	0.000400%	286
37	61689	Athene Ann & Life Co	5,441,547	5,116,585,140	21,334	0	0	5,122,048,021	5.521978%	2
38	61492	Athene Annuity & Life Assur Co	2,195,141	27,671	486,233	0	0	2,709,045	0.002921%	239
39	89206	Augustar Life Assur Corp	37,015,452	0	1,035,954	0	0	38,051,406	0.041022%	138
40	67172	Augustar Life Ins Co	25,490,557	5,463,747	509,916	77,227	2,620,192	34,161,639	0.036829%	145
41	61182	Aurora Natl Life Assur Co	1,461,897	0	0	(89,869)	0	1,372,028	0.001479%	256
42	84522	Auto Club Life Ins Co	900,331	125,501	5,439	0	0	1,031,271	0.001112%	264
43	60232	Axcelus Financial Life Ins Co	676	95,170,720	0	0	0	95,171,396	0.102602%	99
44	61212	Baltimore Life Ins Co	2,843,668	0	5,203	432,349	0	3,281,220	0.003537%	228
45	61263	Bankers Life & Cas Co	38,365,579	60,128,588	32,027,617	0	0	130,521,784	0.140713%	89
46	94250	Banner Life Ins Co	143,200,466	97,928,186	1,225,506	0	0	242,354,158	0.261277%	71
47	61395	Beneficial Life Ins Co	3,682,902	128,360	0	66	0	3,811,328	0.004109%	222
48	64890	Berkley Life & Hlth Ins Co	3,311	0	44,442,067	0	0	44,445,378	0.047916%	129
49	71714	Berkshire Life Ins Co of Amer	429,061	0	64,442,783	0	0	64,871,844	0.069937%	112
50	90638	Best Life & Hlth Ins Co	194,969	0	2,151,873	0	0	2,346,842	0.002530%	241
51	62383	Bestow Life Ins Co	177,980	0	0	0	0	177,980	0.000192%	296
52	61557	Blue Shield of CA Life & Hlth Ins Co	9,973,366	0	175,968,636	0	0	185,942,002	0.200460%	77
53	61476	Boston Mut Life Ins Co	2,599,316	0	1,357,083	0	0	3,956,399	0.004265%	220
54	87726	Brighthouse Life Ins Co	176,747,491	948,245,989	9,935,562	820,513	31,020	1,135,780,575	1.224462%	28
55	61581	Capitol Life Ins Co	3,234	595,114	22,650	0	0	620,998	0.000669%	276
56	61751	Central States H & L Co Of Omaha	23,253	0	42,396	0	0	65,649	0.000071%	304
57	80896	Centre Life Ins Co	0	0	1,078,201	0	0	1,078,201	0.001162%	263
58	61832	Chesapeake Life Ins Co	4,277,181	100,068	25,791,077	0	0	30,168,326	0.032524%	152
59	61875	Church Life Ins Corp	1,816,893	42,400	0	0	0	1,859,293	0.002004%	248
60	67369	Cigna Hlth & Life Ins Co	15,932	0	2,057,714,434	36,682	0	2,057,767,048	2.218438%	12

2023 CALIFORNIA LIFE & ANNUITY MARKET SHARE REPORT

Premiums Written During The Calendar Year
Sorted By Company Name (Alphabetically)

Record Count	Company Code	Company Name	Life Insurance	Annuity Considerations	Accident And Health	Deposit Type Contract Funds	Other Considerations	Total	Market Share	Rank
61	83607	Clear Spring Life & Ann Co	14,184	40,302,716	0	33,444	0	40,350,344	0.043501%	135
62	93432	CM Life Ins Co	20,139,096	31,279,098	0	0	0	51,418,194	0.055433%	124
63	62626	CMFG Life Ins Co	53,481,039	31,489,997	44,439,156	170,758	32,593,912	162,174,862	0.174837%	83
64	62049	Colonial Life & Accident Ins Co	39,864,834	0	130,770,273	0	0	170,635,107	0.183958%	81
65	62065	Colonial Penn Life Ins Co	28,438,656	0	15,547,767	0	0	43,986,423	0.047421%	131
66	76023	Columbian Life Ins Co	7,501,379	9,823	0	0	0	7,511,202	0.008098%	197
67	62103	Columbian Mut Life Ins Co	153,678	1,359	9,343	0	0	164,380	0.000177%	298
68	99937	Columbus Life Ins Co	56,708,515	2,550,273	0	165,100	0	59,423,888	0.064064%	117
69	62146	Combined Ins Co Of Amer	8,872,984	0	22,931,759	0	0	31,804,743	0.034288%	148
70	81426	Commercial Travelers Life Ins Co	0	0	7,415	0	0	7,415	0.000008%	316
71	84824	Commonwealth Ann & Life Ins Co	2,153,125	2,520,769	372	514,969	0	5,189,235	0.005594%	211
72	92444	Companion Life Ins Co of CA	11,513	7,500	38,297,656	0	0	38,316,669	0.041308%	137
73	62308	Connecticut Gen Life Ins Co	19,655,328	0	4,804,904	17,640	0	24,477,872	0.026389%	160
74	71730	Continental Amer Ins Co	13,622,550	0	101,740,396	0	0	115,362,946	0.124370%	93
75	71404	Continental Gen Ins Co	102,697	496,369	2,497,991	0	0	3,097,057	0.003339%	235
76	68500	Continental Life Ins Co Brentwood	42,173	0	14,012,774	0	0	14,054,947	0.015152%	175
77	82880	CSI Life Ins Co	5,468	0	0	0	0	5,468	0.000006%	318
78	71129	Dearborn Life Ins Co	944,783	0	1,897,464	45,747	0	2,887,994	0.003113%	237
79	62634	Delaware Amer Life Ins Co	78,672	0	472,527	0	0	551,199	0.000594%	279
80	79065	Delaware Life Ins Co	2,963,239	482,426,161	0	0	0	485,389,400	0.523289%	49
81	97705	Direct Gen Life Ins Co	978	0	0	0	0	978	0.000001%	320
82	13183	Eagle Life Ins Co	0	86,056,291	0	0	0	86,056,291	0.092776%	103
83	84174	ELCO Mut Life & Ann	12,675	1,959,615	0	168,896	0	2,141,186	0.002308%	244
84	85561	Elips Life Ins Co	10,310	0	203,062	0	0	213,372	0.000230%	292
85	62928	EMC Natl Life Co	1,540,665	40,750	571	2,863	0	1,584,849	0.001709%	250
86	93629	Empower Ann Ins Co	0	(8,689)	0	228,566,354	13,593,974	242,151,639	0.261059%	72
87	68322	Empower Ann Ins Co of Amer	9,107,098	17,349,879	365,606	27,776,884	265,855,976	320,455,443	0.345477%	64
88	71323	Entrada Life Ins Co	787	0	0	0	0	787	0.000001%	321
89	62880	Equitable Financial Life & Ann Co	1,196,250	0	0	0	0	1,196,250	0.001290%	259
90	62944	Equitable Financial Life Ins Co	190,172,621	752,001,059	2,091,368	0	29,681,870	973,946,918	1.049993%	32

2023 CALIFORNIA LIFE & ANNUITY MARKET SHARE REPORT

Premiums Written During The Calendar Year
Sorted By Company Name (Alphabetically)

Record Count	Company Code	Company Name	Life Insurance	Annuity Considerations	Accident And Health	Deposit Type Contract Funds	Other Considerations	Total	Market Share	Rank
91	78077	Equitable Financial Life Ins Co of A	94,392,587	1,030,283,808	13,381,563	0	0	1,138,057,958	1.226918%	27
92	62510	Equitrust Life Ins Co	97,677	265,522,565	0	3,351,094	0	268,971,336	0.289973%	70
93	70866	Everlake Assur Co	43,689,088	0	0	0	0	43,689,088	0.047100%	132
94	60186	Everlake Life Ins Co	41,533,040	474,752	1,469,615	0	0	43,477,407	0.046872%	133
95	97241	Everly Life Ins Co	45,102	515	0	0	0	45,617	0.000049%	306
96	77968	Family Heritage Life Ins Co Of Amer	75,763	0	8,049,858	0	0	8,125,621	0.008760%	193
97	63053	Family Life Ins Co	1,648,046	0	321,602	0	0	1,969,648	0.002123%	245
98	74004	Family Serv Life Ins Co	553	0	0	0	0	553	0.000001%	322
99	63177	Farmers New World Life Ins Co	362,999,314	4,370,945	5,811,297	4,351,319	0	377,532,875	0.407011%	60
100	63223	Federal Life Ins Co	1,445,843	8,300	11,451	0	0	1,465,594	0.001580%	253
101	63258	Federated Life Ins Co	17,181,167	3,850	2,561,181	0	0	19,746,198	0.021288%	168
102	63274	Fidelity & Guar Life Ins Co	162,287,853	930,342,657	0	0	0	1,092,630,510	1.177943%	30
103	93696	Fidelity Investments Life Ins Co	1,725,757	160,671,421	0	0	0	162,397,178	0.175077%	82
104	63290	Fidelity Life Assn A Legal Reserve L	16,091,297	0	22,292	0	0	16,113,589	0.017372%	171
105	71870	Fidelity Security Life Ins Co	5,773,403	186,583	76,280,139	0	0	82,240,125	0.088661%	107
106	69140	First Allmerica Fin Life Ins Co	563,496	11,362	93	0	0	574,951	0.000620%	277
107	67652	First Penn Pacific Life Ins Co	11,964,031	0	3,902	0	0	11,967,933	0.012902%	178
108	91642	Forethought Life Ins Co	54,026,492	1,248,161,717	4,184,020	4,652,816	0	1,311,025,045	1.413390%	21
109	86630	Fortitude Life Ins & Ann Co	188,019	6,658,066	0	925,178	0	7,771,263	0.008378%	196
110	90247	Fortitude US Reins Co	36,645	0	0	150	0	36,795	0.000040%	309
111	99775	Funeral Directors Life Ins Co	2,212,890	1,783,849	0	0	0	3,996,739	0.004309%	219
112	15691	Gainbridge Life Ins Co	0	214,000	0	0	0	214,000	0.000231%	290
113	63657	Garden State Life Ins Co	967,525	0	163,896	0	0	1,131,421	0.001220%	261
114	65536	Genworth Life & Ann Ins Co	102,212,555	1,166,941	635,447	0	0	104,014,943	0.112136%	97
115	70025	Genworth Life Ins Co	25,344,453	290,934	263,914,437	0	0	289,549,824	0.312158%	68
116	70939	Gerber Life Ins Co	45,429,394	0	17,347,425	0	0	62,776,819	0.067678%	114
117	91472	Globe Life & Accident Ins Co	59,521,604	0	3,234,199	0	0	62,755,803	0.067656%	115
118	63967	Government Personnel Mut Life Ins Co	3,073,155	7,776	56,757	0	0	3,137,688	0.003383%	234
119	67059	GPM Hlth & Life Ins Co	904,908	33,104	85,838	0	0	1,023,850	0.001104%	265
120	90212	Great Southern Life Ins Co	3,326,256	220,213	118,109	17,355	0	3,681,933	0.003969%	226

2023 CALIFORNIA LIFE & ANNUITY MARKET SHARE REPORT

Premiums Written During The Calendar Year
Sorted By Company Name (Alphabetically)

Record Count	Company Code	Company Name	Life Insurance	Annuity Considerations	Accident And Health	Deposit Type Contract Funds	Other Considerations	Total	Market Share	Rank
121	71480	Great Western Ins Co	42,863,907	1,126,417	0	0	0	43,990,324	0.047425%	130
122	64211	Guarantee Trust Life Ins Co	1,857,452	6,216	1,892,445	4,625	0	3,760,738	0.004054%	224
123	64238	Guaranty Income Life Ins Co	943	139,799,560	0	0	0	139,800,503	0.150716%	87
124	78778	Guardian Ins & Ann Co Inc	7,999,182	300,736,508	0	1,522,882	225,147	310,483,719	0.334726%	66
125	64246	Guardian Life Ins Co Of Amer	360,511,406	937,059	682,966,756	0	0	1,044,415,221	1.125963%	31
126	70815	Hartford Life & Accident Ins Co	189,073,036	0	287,866,013	0	0	476,939,049	0.514179%	53
127	92711	HCC Life Ins Co	454,301	3,600	109,188,085	0	0	109,645,986	0.118207%	95
128	66141	Health Net Life Ins Co	742,871	0	310,538,284	0	0	311,281,155	0.335586%	65
129	93440	HM Life Ins Co	0	0	36,428,221	0	0	36,428,221	0.039273%	139
130	64505	Homesteaders Life Co	34,833,332	623,225	0	0	0	35,456,557	0.038225%	140
131	64513	Horace Mann Life Ins Co	8,979,466	21,473,462	7,234	0	0	30,460,162	0.032838%	151
132	91693	IA Amer Life Ins Co	25,355,995	4,181,594	5,183	0	0	29,542,772	0.031849%	154
133	69272	Ibexis Life & Ann Ins Co	1,435,079	14,015,728	0	0	0	15,450,807	0.016657%	172
134	97764	Idealife Ins Co	77,383	1,188	0	0	0	78,571	0.000085%	303
135	64580	Illinois Mut Life Ins Co	1,149,078	23,080	100,978	0	0	1,273,136	0.001373%	258
136	64602	Independence Life & Ann Co	0	0	3,025,079	0	0	3,025,079	0.003261%	236
137	81779	Individual Assur Co Life Hlth & Acc	0	0	2,229,046	0	0	2,229,046	0.002403%	242
138	14406	Industrial Alliance Ins & Fin Serv I	3,242,480	1,402,838	0	0	0	4,645,318	0.005008%	215
139	74780	Integrity Life Ins Co	7,880	32,835,421	0	1,392,378	0	34,235,679	0.036909%	144
140	64904	Investors Heritage Life Ins Co	24,001	79,461,631	0	0	0	79,485,632	0.085692%	108
141	63487	Investors Life Ins Co N Amer	946,940	0	0	0	0	946,940	0.001021%	269
142	65056	Jackson Natl Life Ins Co	58,233,864	1,133,065,621	1,541,902	1,000,000	0	1,193,841,387	1.287057%	25
143	64017	Jefferson Natl Life Ins Co	767,967	101,776,227	2,639	2,584,883	0	105,131,716	0.113340%	96
144	65080	John Alden Life Ins Co	390,818	0	273,445	0	0	664,263	0.000716%	274
145	93610	John Hancock Life & Hlth Ins Co	39,487	0	1,508,386	0	0	1,547,873	0.001669%	252
146	65838	John Hancock Life Ins Co USA	550,254,599	3,253,714	99,272,073	0	2,163,777,854	2,816,558,240	3.036475%	6
147	65129	Kansas City Life Ins Co	19,288,148	2,657,957	1,651,619	429,383	0	24,027,107	0.025903%	162
148	62154	Ladder Life Ins Co	3,786,308	0	0	0	0	3,786,308	0.004082%	223
149	65242	Lafayette Life Ins Co	52,667,671	16,720,214	8,590	1,750,528	0	71,147,003	0.076702%	110
150	68543	Liberty Bankers Life Ins Co	2,097,115	22,998,643	6,452	728,376	0	25,830,586	0.027847%	158

2023 CALIFORNIA LIFE & ANNUITY MARKET SHARE REPORT

Premiums Written During The Calendar Year
Sorted By Company Name (Alphabetically)

Record Count	Company Code	Company Name	Life Insurance	Annuity Considerations	Accident And Health	Deposit Type Contract Funds	Other Considerations	Total	Market Share	Rank
151	65331	Liberty Natl Life Ins Co	4,938,848	665	184,963	0	0	5,124,476	0.005525%	212
152	65498	Life Ins Co Of N Amer	236,782,684	0	243,724,752	0	0	480,507,436	0.518026%	51
153	65528	Life Ins Co Of The Southwest	718,001,616	683,472,050	400	123,619	0	1,401,597,685	1.511035%	19
154	97985	LifeMap Assur Co	39,035	0	4,179	0	0	43,214	0.000047%	307
155	77720	LifeSecure Ins Co	213,499	48,770	6,093,270	0	0	6,355,539	0.006852%	204
156	99724	LifeShield Natl Ins Co	282,232	0	221,119	0	0	503,351	0.000543%	280
157	65595	Lincoln Benefit Life Co	127,914,421	2,193,963	10,244,995	2,290,520	0	142,643,899	0.153782%	85
158	65927	Lincoln Heritage Life Ins Co	121,687,649	2,310	138,758	0	0	121,828,717	0.131341%	90
159	62057	Lincoln Life & Ann Co of NY	1,688,864	3,626,885	1,741,428	0	0	7,057,177	0.007608%	198
160	65676	Lincoln Natl Life Ins Co	800,658,640	1,251,541,134	400,535,831	0	0	2,452,735,605	2.644245%	9
161	65722	Loyal Amer Life Ins Co	176,045	288,963	34,401,459	1,466	0	34,867,933	0.037590%	142
162	73504	Lumico Life Ins Co	8,950,857	0	121,056	0	0	9,071,913	0.009780%	189
163	65781	Madison Natl Life Ins Co Inc	362,140	355,020	2,843,858	0	0	3,561,018	0.003839%	227
164	65870	Manhattan Life Ins Co	931,238	476,306	158,930	0	0	1,566,474	0.001689%	251
165	67083	Manhattan Natl Life Ins Co	1,312,556	1,421	0	0	0	1,313,977	0.001417%	257
166	61883	ManhattanLife Ins & Ann Co	506,949	0	21,143,617	0	0	21,650,566	0.023341%	166
167	65935	Massachusetts Mut Life Ins Co	928,989,399	2,072,327,579	68,496,112	234,794,077	253,965,475	3,558,572,642	3.836426%	3
168	63312	MassMutual Ascend Life Ins Co	4,300,706	932,757,639	15,440	508,105	0	937,581,890	1.010788%	34
169	69515	Medamerica Ins Co	0	0	5,413,140	0	0	5,413,140	0.005836%	210
170	31119	Medico Ins Co	1,966	0	368,526	0	0	370,492	0.000399%	287
171	86126	Members Life Ins Co	2,365,713	65,088,456	0	73,879	0	67,528,048	0.072801%	111
172	65951	Merit Life Ins Co	12,414	0	(2,692)	0	0	9,722	0.000010%	315
173	65978	Metropolitan Life Ins Co	937,417,098	62,772,704	1,129,218,984	9,275,826	109,285,945	2,247,970,557	2.423492%	11
174	97136	Metropolitan Tower Life Ins Co	23,824,823	455,944,502	332,963	(130,865)	0	479,971,423	0.517448%	52
175	66087	Mid West Natl Life Ins Co Of TN	617,883	29,183	744,189	0	0	1,391,255	0.001500%	255
176	66044	Midland Natl Life Ins Co	138,987,778	694,374,571	515	838,653	0	834,201,517	0.899336%	36
177	66109	Midwestern United Life Ins Co	213,622	0	0	0	0	213,622	0.000230%	291
178	66168	Minnesota Life Ins Co	321,517,265	53,642,810	37,179,223	24,883,958	237,233,459	674,456,715	0.727118%	39
179	70416	MML Bay State Life Ins Co	3,258,157	0	0	0	0	3,258,157	0.003513%	229
180	66265	Monarch Life Ins Co	47,945	0	369,289	0	0	417,234	0.000450%	284

2023 CALIFORNIA LIFE & ANNUITY MARKET SHARE REPORT

Premiums Written During The Calendar Year
Sorted By Company Name (Alphabetically)

Record Count	Company Code	Company Name	Life Insurance	Annuity Considerations	Accident And Health	Deposit Type Contract Funds	Other Considerations	Total	Market Share	Rank
181	81442	Monitor Life Ins Co Of NY	46	0	0	0	0	46	0.000000%	325
182	66370	Mony Life Ins Co	7,030,698	3,600	877,109	0	0	7,911,407	0.008529%	194
183	88668	Mutual Of Amer Life Ins Co	291,610	1,001,832	118,355	756,149	174,307,503	176,475,449	0.190255%	79
184	71412	Mutual Of Omaha Ins Co	0	0	86,826,012	0	0	86,826,012	0.093605%	102
185	93734	Nassau Life & Ann Co	564,273	82,682,509	1,300,870	0	0	84,547,652	0.091149%	106
186	67814	Nassau Life Ins Co	14,019,174	84,332	15,894	0	0	14,119,400	0.015222%	174
187	68284	Nassau Life Ins Co of KS	13,786	0	24,096	0	0	37,882	0.000041%	308
188	61409	National Benefit Life Ins Co	1,059,803	0	48,048	1,012	0	1,108,863	0.001195%	262
189	66540	National Farmers Union Life Ins Co	316,377	104	0	0	0	316,481	0.000341%	288
190	66583	National Guardian Life Ins Co	117,881,826	5,907,443	51,483,703	548,220	0	175,821,192	0.189549%	80
191	82538	National Hlth Ins Co	97,964	0	6,250,156	0	0	6,348,120	0.006844%	205
192	66680	National Life Ins Co	38,088,584	946,199	827,683	0	0	39,862,466	0.042975%	136
193	87963	National Teachers Assoc Life Ins Co	407,264	0	34,089,414	0	0	34,496,678	0.037190%	143
194	66850	National Western Life Ins Co	6,911,314	14,418,477	0	0	0	21,329,791	0.022995%	167
195	92657	Nationwide Life & Ann Ins Co	546,984,330	615,495,434	0	0	0	1,162,479,764	1.253246%	26
196	66869	Nationwide Life Ins Co	318,844,023	1,428,472,628	24,626,553	0	0	1,771,943,204	1.910297%	17
197	98205	Natl Foundation Life Ins Co	25,437	0	459,040	0	0	484,477	0.000522%	281
198	91626	New England Life Ins Co	8,396,024	495,251	35,623	0	0	8,926,898	0.009624%	190
199	78743	New Era Life Ins Co	1,457	0	0	565	0	2,022	0.000002%	319
200	69698	New Era Life Ins Co Of Midwest	7,554	1,200	0	6,728	0	15,482	0.000017%	313
201	91596	New York Life Ins & Ann Corp	262,497,443	1,701,131,122	0	41,757,275	0	2,005,385,840	2.161967%	13
202	66915	New York Life Ins Co	1,375,127,713	194,259,109	73,670,685	0	285,028,144	1,928,085,651	2.078631%	14
203	66974	North Amer Co Life & Hlth Ins	120,584,666	540,752,068	18	231,440	0	661,568,192	0.713224%	41
204	69000	Northwestern Long Term Care Ins Co	0	0	53,194,620	0	0	53,194,620	0.057348%	119
205	67091	Northwestern Mut Life Ins Co	1,031,368,901	109,583,246	107,286,404	2,708,638	0	1,250,947,189	1.348621%	23
206	81353	NYLife Ins Co Of AZ	6,802,533	0	0	0	0	6,802,533	0.007334%	199
207	67148	Occidental Life Ins Co Of NC	4,067,742	1,692,797	0	0	0	5,760,539	0.006210%	207
208	68446	Oceanview Life & Annuity Co	6,288	53,590,369	6,146	0	0	53,602,803	0.057788%	118
209	67180	Ohio State Life Ins Co	1,894,899	11,622,789	0	150	0	13,517,838	0.014573%	176
210	67199	Old Amer Ins Co	4,119,412	0	16,115	0	0	4,135,527	0.004458%	217

2023 CALIFORNIA LIFE & ANNUITY MARKET SHARE REPORT

Premiums Written During The Calendar Year
Sorted By Company Name (Alphabetically)

Record Count	Company Code	Company Name	Life Insurance	Annuity Considerations	Accident And Health	Deposit Type Contract Funds	Other Considerations	Total	Market Share	Rank
211	67261	Old Republic Life Ins Co	1,015,562	0	646	0	0	1,016,208	0.001096%	266
212	76007	Old United Life Ins Co	400	0	0	0	0	400	0.000000%	324
213	13100	Omaha Ins Co	0	0	1,465,089	0	0	1,465,089	0.001579%	254
214	69647	Optum Ins of OH Inc	82,649	335	0	57,896	0	140,880	0.000152%	300
215	76112	Oxford Life Ins Co	2,681,330	49,899,786	200,421	0	0	52,781,537	0.056903%	120
216	67393	Ozark Natl Life Ins Co	172,967	0	460	0	0	173,427	0.000187%	297
217	64343	Pacific Guardian Life Ins Co Ltd	7,590,397	20,040,958	16	161,219	0	27,792,590	0.029963%	155
218	97268	Pacific Life & Ann Co	794,043	7,497,314	0	0	0	8,291,357	0.008939%	192
219	67466	Pacific Life Ins Co	671,705,386	1,622,601,967	0	68,210,328	0	2,362,517,681	2.546983%	10
220	93459	Pan Amer Assur Co	2,547,181	0	0	0	0	2,547,181	0.002746%	240
221	67539	Pan Amer Life Ins Co	22,265,669	22,872	49,726,153	0	0	72,014,694	0.077638%	109
222	60003	Park Avenue Life Ins Co	138,228	0	0	0	0	138,228	0.000149%	301
223	67598	Paul Revere Life Ins Co	328,008	0	8,907,308	0	0	9,235,316	0.009956%	186
224	93262	Penn Ins & Ann Co	84,955,836	2,088,793	0	0	0	87,044,629	0.093841%	100
225	67644	Penn Mut Life Ins Co	164,989,106	54,056,898	256,038	9,872,668	0	229,174,710	0.247069%	73
226	67784	Philadelphia Amer Life Ins Co	0	0	2,148,470	0	0	2,148,470	0.002316%	243
227	93548	PHL Variable Ins Co	13,913,092	279,597	0	0	0	14,192,689	0.015301%	173
228	72125	Physicians Life Ins Co	14,387,347	1,200	4,666,242	281,110	0	19,335,899	0.020846%	169
229	67873	Pioneer Amer Ins Co	4,432,264	351,429	0	0	0	4,783,693	0.005157%	213
230	67911	Pioneer Mut Life Ins Co	3,140,186	15,527	0	0	0	3,155,713	0.003402%	233
231	67946	Pioneer Security Life Ins Co	981,431	845	0	0	0	982,276	0.001059%	268
232	97152	Plateau Ins Co	25,885	0	58,129	0	0	84,014	0.000091%	302
233	65919	Primerica Life Ins Co	523,529,083	35,041	12,256	1,294,330	0	524,870,710	0.565853%	46
234	61271	Principal Life Ins Co	115,335,899	215,394,211	325,890,356	953,673,631	14,335	1,610,308,432	1.736041%	18
235	71161	Principal Natl Life Ins Co	131,952,737	0	0	0	0	131,952,737	0.142256%	88
236	68047	Professional Ins Co	15,979	0	735,536	0	0	751,515	0.000810%	273
237	88536	Protective Life & Annuity Ins Co	190,727	0	7,965	0	0	198,692	0.000214%	295
238	68136	Protective Life Ins Co	338,925,148	126,669,785	5,950,582	2,771,282	0	474,316,797	0.511352%	54
239	67903	Provident Amer Life & Hlth Ins Co	1,507	0	17,209	0	0	18,716	0.000020%	311
240	68195	Provident Life & Accident Ins Co	18,432,315	0	98,714,670	0	0	117,146,985	0.126294%	92

2023 CALIFORNIA LIFE & ANNUITY MARKET SHARE REPORT

Premiums Written During The Calendar Year
Sorted By Company Name (Alphabetically)

Record Count	Company Code	Company Name	Life Insurance	Annuity Considerations	Accident And Health	Deposit Type Contract Funds	Other Considerations	Total	Market Share	Rank
241	79227	Pruco Life Ins Co	616,150,361	610,890,827	0	4,247,814	0	1,231,289,002	1.327428%	24
242	68241	Prudential Ins Co Of Amer	435,578,974	1,925,225,940	192,427,986	30,618,858	3,061,627,889	5,645,479,647	6.086279%	1
243	71390	Puritan Life Ins Co of Amer	424,681	46,155,967	42,251	29,330	0	46,652,229	0.050295%	128
244	68357	Reliable Life Ins Co	15,659	0	96	0	0	15,755	0.000017%	312
245	68381	Reliance Standard Life Ins Co	57,013,364	132,117,922	117,159,571	0	0	306,290,857	0.330206%	67
246	67105	Reliastar Life Ins Co	167,694,185	16,297,183	297,064,647	89,001	0	481,145,016	0.518713%	50
247	61360	Reliastar Life Ins Co Of NY	2,151,228	2,400	3,332,077	0	0	5,485,705	0.005914%	209
248	61700	Renaissance Life & Hlth Ins Co of Am	5,519	0	3,193,027	0	0	3,198,546	0.003448%	232
249	68462	Reserve Natl Ins Co	18,726	0	129,069	0	0	147,795	0.000159%	299
250	93777	Revol One Ins Co	1,154,844	0	2,551	0	0	1,157,395	0.001248%	260
251	93572	RGA Reins Co	0	10,813,843	15,662,472	0	0	26,476,315	0.028544%	157
252	65005	RiverSource Life Ins Co	121,199,205	364,283,134	22,875,460	2,296,089	0	510,653,888	0.550526%	48
253	60183	S USA Life Ins Co Inc	4,582,484	80,429,161	31,780	0	0	85,043,425	0.091684%	105
254	60445	Sagicor Life Ins Co	4,605,319	46,326,137	0	917,773	0	51,849,229	0.055898%	121
255	93742	Securian Life Ins Co	196,952,453	6,155,230	25,128,766	0	0	228,236,449	0.246057%	74
256	68675	Security Benefit Life Ins Co	984,586	662,863,005	0	0	0	663,847,591	0.715681%	40
257	68713	Security Life Of Denver Ins Co	101,073,017	30	0	0	0	101,073,047	0.108965%	98
258	68772	Security Mut Life Ins Co Of NY	4,712,436	2,200	7,771	0	0	4,722,407	0.005091%	214
259	69485	Security Natl Life Ins Co	10,538,747	364,023	1,074	12,884	0	10,916,728	0.011769%	180
260	78662	Senior Life Ins Co	7,878,427	0	0	0	0	7,878,427	0.008494%	195
261	68802	Sentinel Security Life Ins Co	2,252,555	276,545,680	88,518	0	0	278,886,753	0.300662%	69
262	68810	Sentry Life Ins Co	2,115,251	111,918,933	0	0	0	114,034,184	0.122938%	94
263	62952	SILAC Ins Co	21,925	62,425,049	641,507	860,345	0	63,948,826	0.068942%	113
264	69019	Standard Ins Co	159,962,068	146,113,336	334,188,459	408,345	293,160,221	933,832,429	1.006746%	35
265	86355	Standard Life & Accident Ins Co	566,793	4,350	8,030,559	0	0	8,601,702	0.009273%	191
266	69078	Standard Security Life Ins Co Of NY	3,917	0	46,524	0	0	50,441	0.000054%	305
267	68985	Starmount Life Ins Co	68,462	0	23,103,388	0	0	23,171,850	0.024981%	163
268	69108	State Farm Life Ins Co	573,534,743	12,539,222	0	17	0	586,073,982	0.631835%	42
269	69116	State Life Ins Co	95,421,850	18,830,928	2,751,292	234,709	0	117,238,779	0.126393%	91
270	89184	Sterling Investors Life Ins Co	162,729	300	43,635	0	0	206,664	0.000223%	293

2023 CALIFORNIA LIFE & ANNUITY MARKET SHARE REPORT

Premiums Written During The Calendar Year
Sorted By Company Name (Alphabetically)

Record Count	Company Code	Company Name	Life Insurance	Annuity Considerations	Accident And Health	Deposit Type Contract Funds	Other Considerations	Total	Market Share	Rank
271	77399	Sterling Life Ins Co	6,606	0	395,131	0	0	401,737	0.000433%	285
272	80926	Sun Life & Hlth Ins Co	5,910,147	0	716,415	0	0	6,626,562	0.007144%	201
273	69310	Surety Life Ins Co	9,902,178	82,819	4,759	0	0	9,989,756	0.010770%	183
274	68608	Symetra Life Ins Co	123,675,212	1,122,194,344	98,912,969	6,399,691	0	1,351,182,216	1.456683%	20
275	90581	Symetra Natl Life Ins Co	11,396	0	0	0	0	11,396	0.000012%	314
276	71153	Talcott Resolution Life & Ann Ins Co	73,562,005	12,110,273	7,899	0	1,155,382	86,835,559	0.093616%	101
277	88072	Talcott Resolution Life Ins Co	4,689,382	19,005,969	633,204	119,364,333	81,713,316	225,406,204	0.243006%	75
278	69345	Teachers Ins & Ann Assoc Of Amer	9,894,711	782,970,123	544,171	329,970,092	0	1,123,379,097	1.211093%	29
279	69396	Texas Life Ins Co	46,782,453	0	0	0	0	46,782,453	0.050435%	127
280	76236	The Cincinnati Life Ins Co	9,539,294	1,221,652	13,305	154,594	0	10,928,845	0.011782%	179
281	70435	The Savings Bank Mut Life Ins Co of	22,392,313	3,079,826	0	0	0	25,472,139	0.027461%	159
282	60142	TIAA Cref Life Ins Co	18,272,699	7,138,421	265,833	405,201,194	0	430,878,147	0.464521%	58
283	92908	Tier One Ins Co	26,920	0	3,184,893	0	0	3,211,813	0.003463%	231
284	69566	Trans World Assur Co	1,536,137	97,521	0	0	0	1,633,658	0.001761%	249
285	70688	Transamerica Financial Life Ins Co	1,120,910	3,896,180	228,042	0	362,163,955	367,409,087	0.396096%	61
286	86231	Transamerica Life Ins Co	1,101,416,598	154,518,429	122,156,442	229,632	488,543,961	1,866,865,062	2.012630%	16
287	61425	Trustmark Ins Co	72,543,532	2,745	12,520,178	0	0	85,066,455	0.091708%	104
288	62863	Trustmark Life Ins Co	286,765	0	6,187,397	0	0	6,474,162	0.006980%	203
289	11121	Unified Life Ins Co	349,403	441	5,278,121	0	0	5,627,965	0.006067%	208
290	91529	Unimerica Ins Co	2,168,098	0	49,492,472	0	0	51,660,570	0.055694%	122
291	62596	Union Fidelity Life Ins Co	519,297	0	1,407,414	0	0	1,926,711	0.002077%	247
292	69744	Union Labor Life Ins Co	7,471,589	0	25,007,830	0	0	32,479,419	0.035015%	147
293	70408	Union Security Ins Co	6,103,542	1,516,355	2,598,751	0	0	10,218,648	0.011017%	182
294	92916	United Amer Ins Company	373,623	326,832	50,793,363	0	0	51,493,818	0.055514%	123
295	69892	United Farm Family Life Ins Co	3,740,482	25	0	162	0	3,740,669	0.004033%	225
296	87645	United Fidelity Life Ins Co	243,728	5,531	0	1,063	0	250,322	0.000270%	289
297	63983	United Heritage Life Ins Co	2,890,102	264,811	84,553	1,660	0	3,241,126	0.003494%	230
298	69922	United Home Life Ins Co	897,889	0	4,989	0	0	902,878	0.000973%	270
299	69930	United Ins Co Of Amer	21,312,330	0	577,547	0	0	21,889,877	0.023599%	165
300	69973	United Life Ins Co	5,241,585	56,886,068	1,908	43,945	0	62,173,506	0.067028%	116

2023 CALIFORNIA LIFE & ANNUITY MARKET SHARE REPORT

Premiums Written During The Calendar Year
Sorted By Company Name (Alphabetically)

Record Count	Company Code	Company Name	Life Insurance	Annuity Considerations	Accident And Health	Deposit Type Contract Funds	Other Considerations	Total	Market Share	Rank
301	69868	United Of Omaha Life Ins Co	277,975,815	218,589,806	124,637,750	82,111,957	57,636	703,372,964	0.758292%	38
302	42129	United Security Assur Co Of PA	0	0	6,693	0	0	6,693	0.000007%	317
303	70106	United States Life Ins Co in the Cit	2,294,613	5,709,174	1,104,282	0	0	9,108,069	0.009819%	188
304	72850	United World Life Ins Co	55,736	0	31,006,417	0	0	31,062,153	0.033487%	149
305	79413	UnitedHealthcare Ins Co	6,099,751	0	2,447,337,830	0	0	2,453,437,581	2.645002%	8
306	63819	Unity Financial Life Ins Co	835,736	0	0	0	0	835,736	0.000901%	272
307	67601	Unum Ins Co	120,674	0	25,326,132	1,165,190	0	26,611,996	0.028690%	156
308	62235	Unum Life Ins Co Of Amer	159,922,336	498	409,528,691	18,000	0	569,469,525	0.613934%	43
309	80802	US Br Sun Life Assur Co of Canada	83,465,788	0	300,537,085	0	0	384,002,873	0.413986%	59
310	80659	US Business of Canada Life Assur Co	5,784,813	0	146,504	0	0	5,931,317	0.006394%	206
311	84530	US Financial Life Ins Co	3,947,254	0	0	0	0	3,947,254	0.004255%	221
312	70955	USA Life One Ins Co Of IN	420	0	0	0	0	420	0.000000%	323
313	69663	USAA Life Ins Co	108,117,654	646,358,196	53,491,389	5,943,419	0	813,910,658	0.877461%	37
314	68632	Vantis Life Ins Co	430,516	0	0	0	0	430,516	0.000464%	282
315	70238	Variable Ann Life Ins Co	0	328,663,263	0	27,818,487	0	356,481,750	0.384316%	62
316	80942	Venerable Ins & Ann Co	1,231,396	3,209,908	117	0	0	4,441,421	0.004788%	216
317	86509	Voya Retirement Ins & Ann Co	5,209,018	1,163,504,902	(738)	2,184,282	101,442,036	1,272,339,500	1.371684%	22
318	70319	Washington Natl Ins Co	6,386,846	247,016	27,132,712	0	0	33,766,574	0.036403%	146
319	70335	West Coast Life Ins Co	50,647,520	36,278	290	0	0	50,684,088	0.054642%	125
320	70483	Western & Southern Life Ins Co	10,091,819	231	658,468	0	0	10,750,518	0.011590%	181
321	92622	Western Southern Life Assur Co	10,709,339	953,217,603	0	8,994,199	0	972,921,141	1.048887%	33
322	85189	Western United Life Assur Co	316	6,512,125	70,789	0	0	6,583,230	0.007097%	202
323	62413	Wilcac Life Ins Co	22,692,388	14,409	730,771	760,119	0	24,197,687	0.026087%	161
324	60704	Wilton Reassur Life Co of NY	979,149	4,875	20,654	0	0	1,004,678	0.001083%	267
325	90557	Zurich Amer Life Ins Co	22,171,680	18,425,375	2,645,931	0	0	43,242,986	0.046619%	134
	Totals:		20,918,804,471	42,989,198,869	18,151,674,026	2,739,729,104	7,958,079,202	92,757,485,672	100.000000%	

California Life & Annuity Market Share Report
Premiums Written During Calendar Year 2023
Line of Business: LIFE INSURANCE
Sorted By Company Name (Alphabetically)

Record Count	Company Code	Company Name	Written Premium	Market Share	Rank
1	80985	4 Ever Life Ins Co	425,535	0.002034%	219
2	77879	5 Star Life Ins Co	7,783,237	0.037207%	122
3	71854	AAA Life Ins Co	356,642,010	1.704887%	18
4	71471	Ability Ins Co	5,993	0.000029%	289
5	62200	Accordia Life & Ann Co	141,340,969	0.675665%	38
6	60054	Aetna Life Ins Co	3,073,187	0.014691%	158
7	90611	Allianz Life Ins Co Of N Amer	293,644,757	1.403736%	22
8	60216	Amalgamated Life Ins Co	206,426	0.000987%	237
9	68594	American Amicable Life Ins Co Of TX	18,370,856	0.087820%	96
10	60275	American Bankers Life Assur Co Of FL	166,190	0.000794%	245
11	66001	American Benefit Life Ins Co	23,985	0.000115%	270
12	92738	American Equity Invest Life Ins Co	7,351	0.000035%	286
13	60380	American Family Life Assur Co of Col	26,842,291	0.128317%	82
14	60399	American Family Life Ins Co	1,957,042	0.009355%	176
15	60410	American Fidelity Assur Co	64,956,752	0.310518%	59
16	60429	American Fidelity Life Ins Co	425,307	0.002033%	220
17	60488	American Gen Life Ins Co	597,702,984	2.857252%	10
18	60534	American Heritage Life Ins Co	8,594,873	0.041087%	117
19	60518	American Hlth & Life Ins Co	8,555,178	0.040897%	118
20	60577	American Income Life Ins Co	166,358,744	0.795259%	32
21	67989	American Memorial Life Ins Co	199,874,709	0.955479%	26
22	60739	American Natl Ins Co	116,741,532	0.558070%	47
23	71773	American Natl Life Ins Co Of TX	186,528	0.000892%	241
24	60801	American Public Life Ins Co	29,968	0.000143%	265
25	60836	American Republic Ins Co	278,328	0.001331%	232
26	60895	American United Life Ins Co	51,344,463	0.245446%	68
27	61999	Americo Fin Life & Ann Ins Co	38,216,422	0.182689%	77
28	61301	Ameritas Life Ins Corp	105,464,322	0.504160%	50
29	72222	Amica Life Ins Co	6,654,311	0.031810%	130
30	62825	Anthem Blue Cross Life & Hlth Ins Co	64,619,364	0.308906%	60
31	61069	Anthem Life Ins Co	6,787,324	0.032446%	129
32	71439	Assurity Life Ins Co	14,954,855	0.071490%	100
33	68039	Athene Ann & Life Assur Co of NY	235,000	0.001123%	234
34	61689	Athene Ann & Life Co	5,441,547	0.026013%	137
35	61492	Athene Annuity & Life Assur Co	2,195,141	0.010494%	170
36	89206	Augustar Life Assur Corp	37,015,452	0.176948%	79
37	67172	Augustar Life Ins Co	25,490,557	0.121855%	83
38	61182	Aurora Natl Life Assur Co	1,461,897	0.006988%	185
39	84522	Auto Club Life Ins Co	900,331	0.004304%	204
40	60232	Axcelus Financial Life Ins Co	676	0.000003%	301
41	61212	Baltimore Life Ins Co	2,843,668	0.013594%	162
42	61263	Bankers Life & Cas Co	38,365,579	0.183402%	76
43	94250	Banner Life Ins Co	143,200,466	0.684554%	37

California Life & Annuity Market Share Report
Premiums Written During Calendar Year 2023
Line of Business: LIFE INSURANCE
Sorted By Company Name (Alphabetically)

Record Count	Company Code	Company Name	Written Premium	Market Share	Rank
44	61395	Beneficial Life Ins Co	3,682,902	0.017606%	153
45	64890	Berkley Life & Hlth Ins Co	3,311	0.000016%	293
46	71714	Berkshire Life Ins Co of Amer	429,061	0.002051%	218
47	90638	Best Life & Hlth Ins Co	194,969	0.000932%	238
48	62383	Bestow Life Ins Co	177,980	0.000851%	242
49	61557	Blue Shield of CA Life & Hlth Ins Co	9,973,366	0.047677%	109
50	61476	Boston Mut Life Ins Co	2,599,316	0.012426%	164
51	87726	Brighthouse Life Ins Co	176,747,491	0.844922%	30
52	61581	Capitol Life Ins Co	3,234	0.000015%	294
53	61751	Central States H & L Co Of Omaha	23,253	0.000111%	271
54	61832	Chesapeake Life Ins Co	4,277,181	0.020447%	147
55	61875	Church Life Ins Corp	1,816,893	0.008685%	179
56	67369	Cigna Hlth & Life Ins Co	15,932	0.000076%	275
57	83607	Clear Spring Life & Ann Co	14,184	0.000068%	277
58	93432	CM Life Ins Co	20,139,096	0.096273%	92
59	62626	CMFG Life Ins Co	53,481,039	0.255660%	66
60	62049	Colonial Life & Accident Ins Co	39,864,834	0.190569%	75
61	62065	Colonial Penn Life Ins Co	28,438,656	0.135948%	81
62	76023	Columbian Life Ins Co	7,501,379	0.035860%	124
63	62103	Columbian Mut Life Ins Co	153,678	0.000735%	247
64	99937	Columbus Life Ins Co	56,708,515	0.271089%	64
65	62146	Combined Ins Co Of Amer	8,872,984	0.042416%	116
66	84824	Commonwealth Ann & Life Ins Co	2,153,125	0.010293%	172
67	92444	Companion Life Ins Co of CA	11,513	0.000055%	281
68	62308	Connecticut Gen Life Ins Co	19,655,328	0.093960%	93
69	71730	Continental Amer Ins Co	13,622,550	0.065121%	104
70	71404	Continental Gen Ins Co	102,697	0.000491%	250
71	68500	Continental Life Ins Co Brentwood	42,173	0.000202%	261
72	82880	CSI Life Ins Co	5,468	0.000026%	291
73	71129	Dearborn Life Ins Co	944,783	0.004516%	201
74	62634	Delaware Amer Life Ins Co	78,672	0.000376%	254
75	79065	Delaware Life Ins Co	2,963,239	0.014165%	160
76	97705	Direct Gen Life Ins Co	978	0.000005%	298
77	84174	ELCO Mut Life & Ann	12,675	0.000061%	279
78	85561	Elips Life Ins Co	10,310	0.000049%	283
79	62928	EMC Natl Life Co	1,540,665	0.007365%	183
80	68322	Empower Ann Ins Co of Amer	9,107,098	0.043535%	113
81	71323	Entrada Life Ins Co	787	0.000004%	300
82	62880	Equitable Financial Life & Ann Co	1,196,250	0.005719%	190
83	62944	Equitable Financial Life Ins Co	190,172,621	0.909099%	28
84	78077	Equitable Financial Life Ins Co of A	94,392,587	0.451233%	54
85	62510	Equitrust Life Ins Co	97,677	0.000467%	252
86	70866	Everlake Assur Co	43,689,088	0.208851%	72

California Life & Annuity Market Share Report
Premiums Written During Calendar Year 2023
Line of Business: LIFE INSURANCE
Sorted By Company Name (Alphabetically)

Record Count	Company Code	Company Name	Written Premium	Market Share	Rank
87	60186	Everlake Life Ins Co	41,533,040	0.198544%	74
88	97241	Everly Life Ins Co	45,102	0.000216%	260
89	77968	Family Heritage Life Ins Co Of Amer	75,763	0.000362%	256
90	63053	Family Life Ins Co	1,648,046	0.007878%	182
91	74004	Family Serv Life Ins Co	553	0.000003%	302
92	63177	Farmers New World Life Ins Co	362,999,314	1.735278%	16
93	63223	Federal Life Ins Co	1,445,843	0.006912%	186
94	63258	Federated Life Ins Co	17,181,167	0.082133%	98
95	63274	Fidelity & Guar Life Ins Co	162,287,853	0.775799%	34
96	93696	Fidelity Investments Life Ins Co	1,725,757	0.008250%	180
97	63290	Fidelity Life Assn A Legal Reserve L	16,091,297	0.076923%	99
98	71870	Fidelity Security Life Ins Co	5,773,403	0.027599%	136
99	69140	First Allmerica Fin Life Ins Co	563,496	0.002694%	213
100	67652	First Penn Pacific Life Ins Co	11,964,031	0.057193%	105
101	91642	Forethought Life Ins Co	54,026,492	0.258268%	65
102	86630	Fortitude Life Ins & Ann Co	188,019	0.000899%	240
103	90247	Fortitude US Reins Co	36,645	0.000175%	264
104	99775	Funeral Directors Life Ins Co	2,212,890	0.010578%	169
105	63657	Garden State Life Ins Co	967,525	0.004625%	199
106	65536	Genworth Life & Ann Ins Co	102,212,555	0.488616%	51
107	70025	Genworth Life Ins Co	25,344,453	0.121156%	85
108	70939	Gerber Life Ins Co	45,429,394	0.217170%	71
109	91472	Globe Life & Accident Ins Co	59,521,604	0.284536%	61
110	63967	Government Personnel Mut Life Ins Co	3,073,155	0.014691%	159
111	67059	GPM Hlth & Life Ins Co	904,908	0.004326%	203
112	90212	Great Southern Life Ins Co	3,326,256	0.015901%	154
113	71480	Great Western Ins Co	42,863,907	0.204906%	73
114	64211	Guarantee Trust Life Ins Co	1,857,452	0.008879%	178
115	64238	Guaranty Income Life Ins Co	943	0.000005%	299
116	78778	Guardian Ins & Ann Co Inc	7,999,182	0.038239%	120
117	64246	Guardian Life Ins Co Of Amer	360,511,406	1.723384%	17
118	70815	Hartford Life & Accident Ins Co	189,073,036	0.903842%	29
119	92711	HCC Life Ins Co	454,301	0.002172%	216
120	66141	Health Net Life Ins Co	742,871	0.003551%	209
121	64505	Homesteaders Life Co	34,833,332	0.166517%	80
122	64513	Horace Mann Life Ins Co	8,979,466	0.042925%	114
123	91693	IA Amer Life Ins Co	25,355,995	0.121211%	84
124	69272	Ibexis Life & Ann Ins Co	1,435,079	0.006860%	187
125	97764	Idealife Ins Co	77,383	0.000370%	255
126	64580	Illinois Mut Life Ins Co	1,149,078	0.005493%	192
127	14406	Industrial Alliance Ins & Fin Serv I	3,242,480	0.015500%	156
128	74780	Integrity Life Ins Co	7,880	0.000038%	284
129	64904	Investors Heritage Life Ins Co	24,001	0.000115%	269

California Life & Annuity Market Share Report
Premiums Written During Calendar Year 2023
Line of Business: LIFE INSURANCE
Sorted By Company Name (Alphabetically)

Record Count	Company Code	Company Name	Written Premium	Market Share	Rank
130	63487	Investors Life Ins Co N Amer	946,940	0.004527%	200
131	65056	Jackson Natl Life Ins Co	58,233,864	0.278380%	62
132	64017	Jefferson Natl Life Ins Co	767,967	0.003671%	208
133	65080	John Alden Life Ins Co	390,818	0.001868%	223
134	93610	John Hancock Life & Hlth Ins Co	39,487	0.000189%	262
135	65838	John Hancock Life Ins Co USA	550,254,599	2.630430%	12
136	65129	Kansas City Life Ins Co	19,288,148	0.092205%	94
137	62154	Ladder Life Ins Co	3,786,308	0.018100%	151
138	65242	Lafayette Life Ins Co	52,667,671	0.251772%	67
139	68543	Liberty Bankers Life Ins Co	2,097,115	0.010025%	175
140	65331	Liberty Natl Life Ins Co	4,938,848	0.023610%	140
141	65498	Life Ins Co Of N Amer	236,782,684	1.131913%	25
142	65528	Life Ins Co Of The Southwest	718,001,616	3.432326%	7
143	97985	LifeMap Assur Co	39,035	0.000187%	263
144	77720	LifeSecure Ins Co	213,499	0.001021%	236
145	99724	LifeShield Natl Ins Co	282,232	0.001349%	231
146	65595	Lincoln Benefit Life Co	127,914,421	0.611481%	41
147	65927	Lincoln Heritage Life Ins Co	121,687,649	0.581714%	43
148	62057	Lincoln Life & Ann Co of NY	1,688,864	0.008073%	181
149	65676	Lincoln Natl Life Ins Co	800,658,640	3.827459%	6
150	65722	Loyal Amer Life Ins Co	176,045	0.000842%	243
151	73504	Lumico Life Ins Co	8,950,857	0.042789%	115
152	65781	Madison Natl Life Ins Co Inc	362,140	0.001731%	225
153	65870	Manhattan Life Ins Co	931,238	0.004452%	202
154	67083	Manhattan Natl Life Ins Co	1,312,556	0.006275%	188
155	61883	ManhattanLife Ins & Ann Co	506,949	0.002423%	215
156	65935	Massachusetts Mut Life Ins Co	928,989,399	4.440930%	5
157	63312	MassMutual Ascend Life Ins Co	4,300,706	0.020559%	146
158	31119	Medico Ins Co	1,966	0.000009%	295
159	86126	Members Life Ins Co	2,365,713	0.011309%	166
160	65951	Merit Life Ins Co	12,414	0.000059%	280
161	65978	Metropolitan Life Ins Co	937,417,098	4.481217%	4
162	97136	Metropolitan Tower Life Ins Co	23,824,823	0.113892%	86
163	66087	Mid West Natl Life Ins Co Of TN	617,883	0.002954%	210
164	66044	Midland Natl Life Ins Co	138,987,778	0.664415%	39
165	66109	Midwestern United Life Ins Co	213,622	0.001021%	235
166	66168	Minnesota Life Ins Co	321,517,265	1.536977%	20
167	70416	MML Bay State Life Ins Co	3,258,157	0.015575%	155
168	66265	Monarch Life Ins Co	47,945	0.000229%	259
169	81442	Monitor Life Ins Co Of NY	46	0.000000%	306
170	66370	Mony Life Ins Co	7,030,698	0.033609%	126
171	88668	Mutual Of Amer Life Ins Co	291,610	0.001394%	229
172	93734	Nassau Life & Ann Co	564,273	0.002697%	212

California Life & Annuity Market Share Report
Premiums Written During Calendar Year 2023
Line of Business: LIFE INSURANCE
Sorted By Company Name (Alphabetically)

Record Count	Company Code	Company Name	Written Premium	Market Share	Rank
173	67814	Nassau Life Ins Co	14,019,174	0.067017%	102
174	68284	Nassau Life Ins Co of KS	13,786	0.000066%	278
175	61409	National Benefit Life Ins Co	1,059,803	0.005066%	194
176	66540	National Farmers Union Life Ins Co	316,377	0.001512%	228
177	66583	National Guardian Life Ins Co	117,881,826	0.563521%	46
178	82538	National Hlth Ins Co	97,964	0.000468%	251
179	66680	National Life Ins Co	38,088,584	0.182078%	78
180	87963	National Teachers Assoc Life Ins Co	407,264	0.001947%	222
181	66850	National Western Life Ins Co	6,911,314	0.033039%	127
182	92657	Nationwide Life & Ann Ins Co	546,984,330	2.614797%	13
183	66869	Nationwide Life Ins Co	318,844,023	1.524198%	21
184	98205	Natl Foundation Life Ins Co	25,437	0.000122%	268
185	91626	New England Life Ins Co	8,396,024	0.040136%	119
186	78743	New Era Life Ins Co	1,457	0.000007%	297
187	69698	New Era Life Ins Co Of Midwest	7,554	0.000036%	285
188	91596	New York Life Ins & Ann Corp	262,497,443	1.254840%	24
189	66915	New York Life Ins Co	1,375,127,713	6.573644%	1
190	66974	North Amer Co Life & Hlth Ins	120,584,666	0.576441%	45
191	67091	Northwestern Mut Life Ins Co	1,031,368,901	4.930343%	3
192	81353	NYLife Ins Co Of AZ	6,802,533	0.032519%	128
193	67148	Occidental Life Ins Co Of NC	4,067,742	0.019445%	149
194	68446	Oceanview Life & Annuity Co	6,288	0.000030%	288
195	67180	Ohio State Life Ins Co	1,894,899	0.009058%	177
196	67199	Old Amer Ins Co	4,119,412	0.019692%	148
197	67261	Old Republic Life Ins Co	1,015,562	0.004855%	195
198	76007	Old United Life Ins Co	400	0.000002%	304
199	69647	Optum Ins of OH Inc	82,649	0.000395%	253
200	76112	Oxford Life Ins Co	2,681,330	0.012818%	163
201	67393	Ozark Natl Life Ins Co	172,967	0.000827%	244
202	64343	Pacific Guardian Life Ins Co Ltd	7,590,397	0.036285%	123
203	97268	Pacific Life & Ann Co	794,043	0.003796%	207
204	67466	Pacific Life Ins Co	671,705,386	3.211012%	8
205	93459	Pan Amer Assur Co	2,547,181	0.012177%	165
206	67539	Pan Amer Life Ins Co	22,265,669	0.106439%	89
207	60003	Park Avenue Life Ins Co	138,228	0.000661%	248
208	67598	Paul Revere Life Ins Co	328,008	0.001568%	227
209	93262	Penn Ins & Ann Co	84,955,836	0.406122%	55
210	67644	Penn Mut Life Ins Co	164,989,106	0.788712%	33
211	93548	PHL Variable Ins Co	13,913,092	0.066510%	103
212	72125	Physicians Life Ins Co	14,387,347	0.068777%	101
213	67873	Pioneer Amer Ins Co	4,432,264	0.021188%	145
214	67911	Pioneer Mut Life Ins Co	3,140,186	0.015011%	157
215	67946	Pioneer Security Life Ins Co	981,431	0.004692%	197

California Life & Annuity Market Share Report
Premiums Written During Calendar Year 2023
Line of Business: LIFE INSURANCE
Sorted By Company Name (Alphabetically)

Record Count	Company Code	Company Name	Written Premium	Market Share	Rank
216	97152	Plateau Ins Co	25,885	0.000124%	267
217	65919	Primerica Life Ins Co	523,529,083	2.502672%	14
218	61271	Principal Life Ins Co	115,335,899	0.551350%	48
219	71161	Principal Natl Life Ins Co	131,952,737	0.630785%	40
220	68047	Professional Ins Co	15,979	0.000076%	274
221	88536	Protective Life & Annuity Ins Co	190,727	0.000912%	239
222	68136	Protective Life Ins Co	338,925,148	1.620194%	19
223	67903	Provident Amer Life & Hlth Ins Co	1,507	0.000007%	296
224	68195	Provident Life & Accident Ins Co	18,432,315	0.088114%	95
225	79227	Pruco Life Ins Co	616,150,361	2.945438%	9
226	68241	Prudential Ins Co Of Amer	435,578,974	2.082236%	15
227	71390	Puritan Life Ins Co of Amer	424,681	0.002030%	221
228	68357	Reliable Life Ins Co	15,659	0.000075%	276
229	68381	Reliance Standard Life Ins Co	57,013,364	0.272546%	63
230	67105	Reliastar Life Ins Co	167,694,185	0.801643%	31
231	61360	Reliastar Life Ins Co Of NY	2,151,228	0.010284%	173
232	61700	Renaissance Life & Hlth Ins Co of Am	5,519	0.000026%	290
233	68462	Reserve Natl Ins Co	18,726	0.000090%	273
234	93777	Revol One Ins Co	1,154,844	0.005521%	191
235	65005	RiverSource Life Ins Co	121,199,205	0.579379%	44
236	60183	S USA Life Ins Co Inc	4,582,484	0.021906%	144
237	60445	Sagicor Life Ins Co	4,605,319	0.022015%	143
238	93742	Securian Life Ins Co	196,952,453	0.941509%	27
239	68675	Security Benefit Life Ins Co	984,586	0.004707%	196
240	68713	Security Life Of Denver Ins Co	101,073,017	0.483168%	52
241	68772	Security Mut Life Ins Co Of NY	4,712,436	0.022527%	141
242	69485	Security Natl Life Ins Co	10,538,747	0.050379%	107
243	78662	Senior Life Ins Co	7,878,427	0.037662%	121
244	68802	Sentinel Security Life Ins Co	2,252,555	0.010768%	168
245	68810	Sentry Life Ins Co	2,115,251	0.010112%	174
246	62952	SILAC Ins Co	21,925	0.000105%	272
247	69019	Standard Ins Co	159,962,068	0.764681%	35
248	86355	Standard Life & Accident Ins Co	566,793	0.002709%	211
249	69078	Standard Security Life Ins Co Of NY	3,917	0.000019%	292
250	68985	Starmount Life Ins Co	68,462	0.000327%	257
251	69108	State Farm Life Ins Co	573,534,743	2.741719%	11
252	69116	State Life Ins Co	95,421,850	0.456153%	53
253	89184	Sterling Investors Life Ins Co	162,729	0.000778%	246
254	77399	Sterling Life Ins Co	6,606	0.000032%	287
255	80926	Sun Life & Hlth Ins Co	5,910,147	0.028253%	134
256	69310	Surety Life Ins Co	9,902,178	0.047336%	110
257	68608	Symetra Life Ins Co	123,675,212	0.591215%	42
258	90581	Symetra Natl Life Ins Co	11,396	0.000054%	282

California Life & Annuity Market Share Report
Premiums Written During Calendar Year 2023
Line of Business: LIFE INSURANCE
Sorted By Company Name (Alphabetically)

Record Count	Company Code	Company Name	Written Premium	Market Share	Rank
259	71153	Talcott Resolution Life & Ann Ins Co	73,562,005	0.351655%	57
260	88072	Talcott Resolution Life Ins Co	4,689,382	0.022417%	142
261	69345	Teachers Ins & Ann Assoc Of Amer	9,894,711	0.047301%	111
262	69396	Texas Life Ins Co	46,782,453	0.223638%	70
263	76236	The Cincinnati Life Ins Co	9,539,294	0.045602%	112
264	70435	The Savings Bank Mut Life Ins Co of	22,392,313	0.107044%	88
265	60142	TIAA Cref Life Ins Co	18,272,699	0.087351%	97
266	92908	Tier One Ins Co	26,920	0.000129%	266
267	69566	Trans World Assur Co	1,536,137	0.007343%	184
268	70688	Transamerica Financial Life Ins Co	1,120,910	0.005358%	193
269	86231	Transamerica Life Ins Co	1,101,416,598	5.265199%	2
270	61425	Trustmark Ins Co	72,543,532	0.346786%	58
271	62863	Trustmark Life Ins Co	286,765	0.001371%	230
272	11121	Unified Life Ins Co	349,403	0.001670%	226
273	91529	Unimerica Ins Co	2,168,098	0.010364%	171
274	62596	Union Fidelity Life Ins Co	519,297	0.002482%	214
275	69744	Union Labor Life Ins Co	7,471,589	0.035717%	125
276	70408	Union Security Ins Co	6,103,542	0.029177%	132
277	92916	United Amer Ins Company	373,623	0.001786%	224
278	69892	United Farm Family Life Ins Co	3,740,482	0.017881%	152
279	87645	United Fidelity Life Ins Co	243,728	0.001165%	233
280	63983	United Heritage Life Ins Co	2,890,102	0.013816%	161
281	69922	United Home Life Ins Co	897,889	0.004292%	205
282	69930	United Ins Co Of Amer	21,312,330	0.101881%	91
283	69973	United Life Ins Co	5,241,585	0.025057%	138
284	69868	United Of Omaha Life Ins Co	277,975,815	1.328832%	23
285	70106	United States Life Ins Co in the Cit	2,294,613	0.010969%	167
286	72850	United World Life Ins Co	55,736	0.000266%	258
287	79413	UnitedHealthcare Ins Co	6,099,751	0.029159%	133
288	63819	Unity Financial Life Ins Co	835,736	0.003995%	206
289	67601	Unum Ins Co	120,674	0.000577%	249
290	62235	Unum Life Ins Co Of Amer	159,922,336	0.764491%	36
291	80802	US Br Sun Life Assur Co of Canada	83,465,788	0.398999%	56
292	80659	US Business of Canada Life Assur Co	5,784,813	0.027654%	135
293	84530	US Financial Life Ins Co	3,947,254	0.018869%	150
294	70955	USA Life One Ins Co Of IN	420	0.000002%	303
295	69663	USAA Life Ins Co	108,117,654	0.516844%	49
296	68632	Vantis Life Ins Co	430,516	0.002058%	217
297	80942	Venerable Ins & Ann Co	1,231,396	0.005887%	189
298	86509	Voya Retirement Ins & Ann Co	5,209,018	0.024901%	139
299	70319	Washington Natl Ins Co	6,386,846	0.030532%	131
300	70335	West Coast Life Ins Co	50,647,520	0.242115%	69
301	70483	Western & Southern Life Ins Co	10,091,819	0.048243%	108

California Life & Annuity Market Share Report
Premiums Written During Calendar Year 2023
Line of Business: LIFE INSURANCE
Sorted By Company Name (Alphabetically)

Record Count	Company Code	Company Name	Written Premium	Market Share	Rank
302	92622	Western Southern Life Assur Co	10,709,339	0.051195%	106
303	85189	Western United Life Assur Co	316	0.000002%	305
304	62413	Wilcac Life Ins Co	22,692,388	0.108478%	87
305	60704	Wilton Reassur Life Co of NY	979,149	0.004681%	198
306	90557	Zurich Amer Life Ins Co	22,171,680	0.105989%	90
	Totals:		20,918,804,471	100.000000%	

California Life & Annuity Market Share Report
Premiums Written During Calendar Year 2023
Line of Business: ANNUITY CONSIDERATIONS
Sorted By Company Name (Alphabetically)

Record Count	Company Code	Company Name	Written Premium	Market Share	Rank
1	71854	AAA Life Ins Co	176,301,216	0.410106%	42
2	60054	Aetna Life Ins Co	1,725,339	0.004013%	114
3	90611	Allianz Life Ins Co Of N Amer	2,273,774,672	5.289177%	2
4	68594	American Amicable Life Ins Co Of TX	891,778	0.002074%	124
5	66001	American Benefit Life Ins Co	2,270	0.000005%	183
6	92738	American Equity Invest Life Ins Co	465,433,541	1.082676%	30
7	60399	American Family Life Ins Co	3,000	0.000007%	179
8	60410	American Fidelity Assur Co	126,801,797	0.294962%	48
9	60429	American Fidelity Life Ins Co	141,078	0.000328%	145
10	60488	American Gen Life Ins Co	2,218,691,226	5.161043%	3
11	60534	American Heritage Life Ins Co	5,580	0.000013%	172
12	67989	American Memorial Life Ins Co	331,226	0.000770%	135
13	60739	American Natl Ins Co	401,686,548	0.934389%	32
14	60895	American United Life Ins Co	478,352,391	1.112727%	29
15	61999	Americo Fin Life & Ann Ins Co	111,544,947	0.259472%	51
16	61301	Ameritas Life Ins Corp	206,807,881	0.481069%	40
17	72222	Amica Life Ins Co	51,826	0.000121%	153
18	93661	Annuity Investors Life Ins Co	9,867,620	0.022954%	91
19	67423	Aspida Life Ins Co	35,204,967	0.081893%	72
20	71439	Assurity Life Ins Co	747,495	0.001739%	125
21	68039	Athene Ann & Life Assur Co of NY	135,934	0.000316%	146
22	61689	Athene Ann & Life Co	5,116,585,140	11.902025%	1
23	61492	Athene Annuity & Life Assur Co	27,671	0.000064%	161
24	67172	Augustar Life Ins Co	5,463,747	0.012710%	99
25	84522	Auto Club Life Ins Co	125,501	0.000292%	148
26	60232	Axcelus Financial Life Ins Co	95,170,720	0.221383%	55
27	61263	Bankers Life & Cas Co	60,128,588	0.139869%	63
28	94250	Banner Life Ins Co	97,928,186	0.227797%	54
29	61395	Beneficial Life Ins Co	128,360	0.000299%	147
30	87726	Brighthouse Life Ins Co	948,245,989	2.205777%	16
31	61581	Capitol Life Ins Co	595,114	0.001384%	127
32	61832	Chesapeake Life Ins Co	100,068	0.000233%	149
33	61875	Church Life Ins Corp	42,400	0.000099%	155
34	83607	Clear Spring Life & Ann Co	40,302,716	0.093751%	71
35	93432	CM Life Ins Co	31,279,098	0.072760%	75
36	62626	CMFG Life Ins Co	31,489,997	0.073251%	74
37	76023	Columbian Life Ins Co	9,823	0.000023%	167
38	62103	Columbian Mut Life Ins Co	1,359	0.000003%	186
39	99937	Columbus Life Ins Co	2,550,273	0.005932%	108
40	84824	Commonwealth Ann & Life Ins Co	2,520,769	0.005864%	109
41	92444	Companion Life Ins Co of CA	7,500	0.000017%	170
42	71404	Continental Gen Ins Co	496,369	0.001155%	128

California Life & Annuity Market Share Report
Premiums Written During Calendar Year 2023
Line of Business: ANNUITY CONSIDERATIONS
Sorted By Company Name (Alphabetically)

Record Count	Company Code	Company Name	Written Premium	Market Share	Rank
43	79065	Delaware Life Ins Co	482,426,161	1.122203%	28
44	13183	Eagle Life Ins Co	86,056,291	0.200181%	56
45	84174	ELCO Mut Life & Ann	1,959,615	0.004558%	112
46	62928	EMC Natl Life Co	40,750	0.000095%	156
47	93629	Empower Ann Ins Co	(8,689)	-0.000020%	201
48	68322	Empower Ann Ins Co of Amer	17,349,879	0.040359%	82
49	62944	Equitable Financial Life Ins Co	752,001,059	1.749279%	20
50	78077	Equitable Financial Life Ins Co of A	1,030,283,808	2.396611%	14
51	62510	Equitrust Life Ins Co	265,522,565	0.617649%	37
52	60186	Everlake Life Ins Co	474,752	0.001104%	131
53	97241	Everly Life Ins Co	515	0.000001%	192
54	63177	Farmers New World Life Ins Co	4,370,945	0.010168%	100
55	63223	Federal Life Ins Co	8,300	0.000019%	168
56	63258	Federated Life Ins Co	3,850	0.000009%	176
57	63274	Fidelity & Guar Life Ins Co	930,342,657	2.164131%	18
58	93696	Fidelity Investments Life Ins Co	160,671,421	0.373748%	43
59	71870	Fidelity Security Life Ins Co	186,583	0.000434%	144
60	69140	First Allmerica Fin Life Ins Co	11,362	0.000026%	166
61	91642	Forethought Life Ins Co	1,248,161,717	2.903431%	10
62	86630	Fortitude Life Ins & Ann Co	6,658,066	0.015488%	94
63	99775	Funeral Directors Life Ins Co	1,783,849	0.004150%	113
64	15691	Gainbridge Life Ins Co	214,000	0.000498%	143
65	65536	Genworth Life & Ann Ins Co	1,166,941	0.002714%	119
66	70025	Genworth Life Ins Co	290,934	0.000677%	137
67	63967	Government Personnel Mut Life Ins Co	7,776	0.000018%	169
68	67059	GPM Hlth & Life Ins Co	33,104	0.000077%	159
69	90212	Great Southern Life Ins Co	220,213	0.000512%	142
70	71480	Great Western Ins Co	1,126,417	0.002620%	120
71	64211	Guarantee Trust Life Ins Co	6,216	0.000014%	171
72	64238	Guaranty Income Life Ins Co	139,799,560	0.325197%	46
73	78778	Guardian Ins & Ann Co Inc	300,736,508	0.699563%	35
74	64246	Guardian Life Ins Co Of Amer	937,059	0.002180%	123
75	92711	HCC Life Ins Co	3,600	0.000008%	177
76	64505	Homesteaders Life Co	623,225	0.001450%	126
77	64513	Horace Mann Life Ins Co	21,473,462	0.049951%	77
78	91693	IA Amer Life Ins Co	4,181,594	0.009727%	101
79	69272	Ibexis Life & Ann Ins Co	14,015,728	0.032603%	86
80	97764	Idealife Ins Co	1,188	0.000003%	189
81	64580	Illinois Mut Life Ins Co	23,080	0.000054%	162
82	14406	Industrial Alliance Ins & Fin Serv I	1,402,838	0.003263%	117
83	74780	Integrity Life Ins Co	32,835,421	0.076381%	73
84	64904	Investors Heritage Life Ins Co	79,461,631	0.184841%	59

California Life & Annuity Market Share Report
Premiums Written During Calendar Year 2023
Line of Business: ANNUITY CONSIDERATIONS
Sorted By Company Name (Alphabetically)

Record Count	Company Code	Company Name	Written Premium	Market Share	Rank
85	65056	Jackson Natl Life Ins Co	1,133,065,621	2.635698%	12
86	64017	Jefferson Natl Life Ins Co	101,776,227	0.236748%	53
87	65838	John Hancock Life Ins Co USA	3,253,714	0.007569%	104
88	65129	Kansas City Life Ins Co	2,657,957	0.006183%	107
89	65242	Lafayette Life Ins Co	16,720,214	0.038894%	83
90	68543	Liberty Bankers Life Ins Co	22,998,643	0.053499%	76
91	65331	Liberty Natl Life Ins Co	665	0.000002%	191
92	65528	Life Ins Co Of The Southwest	683,472,050	1.589869%	22
93	77720	LifeSecure Ins Co	48,770	0.000113%	154
94	65595	Lincoln Benefit Life Co	2,193,963	0.005104%	110
95	65927	Lincoln Heritage Life Ins Co	2,310	0.000005%	182
96	62057	Lincoln Life & Ann Co of NY	3,626,885	0.008437%	103
97	65676	Lincoln Natl Life Ins Co	1,251,541,134	2.911292%	9
98	65722	Loyal Amer Life Ins Co	288,963	0.000672%	138
99	65781	Madison Natl Life Ins Co Inc	355,020	0.000826%	133
100	65870	Manhattan Life Ins Co	476,306	0.001108%	130
101	67083	Manhattan Natl Life Ins Co	1,421	0.000003%	185
102	65935	Massachusetts Mut Life Ins Co	2,072,327,579	4.820577%	4
103	63312	MassMutual Ascend Life Ins Co	932,757,639	2.169749%	17
104	86126	Members Life Ins Co	65,088,456	0.151407%	60
105	65978	Metropolitan Life Ins Co	62,772,704	0.146020%	61
106	97136	Metropolitan Tower Life Ins Co	455,944,502	1.060602%	31
107	66087	Mid West Natl Life Ins Co Of TN	29,183	0.000068%	160
108	66044	Midland Natl Life Ins Co	694,374,571	1.615230%	21
109	66168	Minnesota Life Ins Co	53,642,810	0.124782%	66
110	66370	Mony Life Ins Co	3,600	0.000008%	178
111	88668	Mutual Of Amer Life Ins Co	1,001,832	0.002330%	121
112	93734	Nassau Life & Ann Co	82,682,509	0.192333%	57
113	67814	Nassau Life Ins Co	84,332	0.000196%	151
114	66540	National Farmers Union Life Ins Co	104	0.000000%	198
115	66583	National Guardian Life Ins Co	5,907,443	0.013742%	97
116	66680	National Life Ins Co	946,199	0.002201%	122
117	66850	National Western Life Ins Co	14,418,477	0.033540%	85
118	92657	Nationwide Life & Ann Ins Co	615,495,434	1.431744%	25
119	66869	Nationwide Life Ins Co	1,428,472,628	3.322864%	8
120	91626	New England Life Ins Co	495,251	0.001152%	129
121	69698	New Era Life Ins Co Of Midwest	1,200	0.000003%	188
122	91596	New York Life Ins & Ann Corp	1,701,131,122	3.957113%	6
123	66915	New York Life Ins Co	194,259,109	0.451879%	41
124	66974	North Amer Co Life & Hlth Ins	540,752,068	1.257879%	27
125	67091	Northwestern Mut Life Ins Co	109,583,246	0.254909%	52
126	67148	Occidental Life Ins Co Of NC	1,692,797	0.003938%	115

California Life & Annuity Market Share Report
Premiums Written During Calendar Year 2023
Line of Business: ANNUITY CONSIDERATIONS
Sorted By Company Name (Alphabetically)

Record Count	Company Code	Company Name	Written Premium	Market Share	Rank
127	68446	Oceanview Life & Annuity Co	53,590,369	0.124660%	67
128	67180	Ohio State Life Ins Co	11,622,789	0.027037%	89
129	69647	Optum Ins of OH Inc	335	0.000001%	195
130	76112	Oxford Life Ins Co	49,899,786	0.116075%	68
131	64343	Pacific Guardian Life Ins Co Ltd	20,040,958	0.046619%	78
132	97268	Pacific Life & Ann Co	7,497,314	0.017440%	92
133	67466	Pacific Life Ins Co	1,622,601,967	3.774441%	7
134	67539	Pan Amer Life Ins Co	22,872	0.000053%	163
135	93262	Penn Ins & Ann Co	2,088,793	0.004859%	111
136	67644	Penn Mut Life Ins Co	54,056,898	0.125745%	65
137	93548	PHL Variable Ins Co	279,597	0.000650%	139
138	72125	Physicians Life Ins Co	1,200	0.000003%	187
139	67873	Pioneer Amer Ins Co	351,429	0.000817%	134
140	67911	Pioneer Mut Life Ins Co	15,527	0.000036%	164
141	67946	Pioneer Security Life Ins Co	845	0.000002%	190
142	65919	Primerica Life Ins Co	35,041	0.000082%	158
143	61271	Principal Life Ins Co	215,394,211	0.501043%	39
144	68136	Protective Life Ins Co	126,669,785	0.294655%	49
145	79227	Pruco Life Ins Co	610,890,827	1.421033%	26
146	68241	Prudential Ins Co Of Amer	1,925,225,940	4.478395%	5
147	71390	Puritan Life Ins Co of Amer	46,155,967	0.107366%	70
148	68381	Reliance Standard Life Ins Co	132,117,922	0.307328%	47
149	67105	Reliastar Life Ins Co	16,297,183	0.037910%	84
150	61360	Reliastar Life Ins Co Of NY	2,400	0.000006%	181
151	93572	RGA Reins Co	10,813,843	0.025155%	90
152	65005	RiverSource Life Ins Co	364,283,134	0.847383%	33
153	60183	S USA Life Ins Co Inc	80,429,161	0.187092%	58
154	60445	Sagicor Life Ins Co	46,326,137	0.107762%	69
155	93742	Securian Life Ins Co	6,155,230	0.014318%	96
156	68675	Security Benefit Life Ins Co	662,863,005	1.541929%	23
157	68713	Security Life Of Denver Ins Co	30	0.000000%	199
158	68772	Security Mut Life Ins Co Of NY	2,200	0.000005%	184
159	69485	Security Natl Life Ins Co	364,023	0.000847%	132
160	68802	Sentinel Security Life Ins Co	276,545,680	0.643291%	36
161	68810	Sentry Life Ins Co	111,918,933	0.260342%	50
162	62952	SILAC Ins Co	62,425,049	0.145211%	62
163	69019	Standard Ins Co	146,113,336	0.339884%	45
164	86355	Standard Life & Accident Ins Co	4,350	0.000010%	175
165	69108	State Farm Life Ins Co	12,539,222	0.029168%	87
166	69116	State Life Ins Co	18,830,928	0.043804%	80
167	89184	Sterling Investors Life Ins Co	300	0.000001%	196
168	69310	Surety Life Ins Co	82,819	0.000193%	152

California Life & Annuity Market Share Report
Premiums Written During Calendar Year 2023
Line of Business: ANNUITY CONSIDERATIONS
Sorted By Company Name (Alphabetically)

Record Count	Company Code	Company Name	Written Premium	Market Share	Rank
169	68608	Symetra Life Ins Co	1,122,194,344	2.610410%	13
170	71153	Talcott Resolution Life & Ann Ins Co	12,110,273	0.028171%	88
171	88072	Talcott Resolution Life Ins Co	19,005,969	0.044211%	79
172	69345	Teachers Ins & Ann Assoc Of Amer	782,970,123	1.821318%	19
173	76236	The Cincinnati Life Ins Co	1,221,652	0.002842%	118
174	70435	The Savings Bank Mut Life Ins Co of	3,079,826	0.007164%	106
175	60142	TIAA Cref Life Ins Co	7,138,421	0.016605%	93
176	69566	Trans World Assur Co	97,521	0.000227%	150
177	70688	Transamerica Financial Life Ins Co	3,896,180	0.009063%	102
178	86231	Transamerica Life Ins Co	154,518,429	0.359435%	44
179	61425	Trustmark Ins Co	2,745	0.000006%	180
180	11121	Unified Life Ins Co	441	0.000001%	194
181	70408	Union Security Ins Co	1,516,355	0.003527%	116
182	92916	United Amer Ins Company	326,832	0.000760%	136
183	69892	United Farm Family Life Ins Co	25	0.000000%	200
184	87645	United Fidelity Life Ins Co	5,531	0.000013%	173
185	63983	United Heritage Life Ins Co	264,811	0.000616%	140
186	69973	United Life Ins Co	56,886,068	0.132326%	64
187	69868	United Of Omaha Life Ins Co	218,589,806	0.508476%	38
188	70106	United States Life Ins Co in the Cit	5,709,174	0.013280%	98
189	62235	Unum Life Ins Co Of Amer	498	0.000001%	193
190	69663	USAA Life Ins Co	646,358,196	1.503536%	24
191	70238	Variable Ann Life Ins Co	328,663,263	0.764525%	34
192	80942	Venerable Ins & Ann Co	3,209,908	0.007467%	105
193	86509	Voya Retirement Ins & Ann Co	1,163,504,902	2.706505%	11
194	70319	Washington Natl Ins Co	247,016	0.000575%	141
195	70335	West Coast Life Ins Co	36,278	0.000084%	157
196	70483	Western & Southern Life Ins Co	231	0.000001%	197
197	92622	Western Southern Life Assur Co	953,217,603	2.217342%	15
198	85189	Western United Life Assur Co	6,512,125	0.015148%	95
199	62413	Wilcac Life Ins Co	14,409	0.000034%	165
200	60704	Wilton Reassur Life Co of NY	4,875	0.000011%	174
201	90557	Zurich Amer Life Ins Co	18,425,375	0.042860%	81
	Totals:		42,989,198,869	100.000000%	

California Life & Annuity Market Share Report

Exhibit (5D)

Premiums Written During Calendar Year 2023

Line of Business: **ACCIDENT AND HEALTH**

Sorted By Company Name (Alphabetically)

Record Count	Company Code	Company Name	Written Premium	Market Share	Rank
1	80985	4 Ever Life Ins Co	30,050,196	0.165551%	53
2	77879	5 Star Life Ins Co	1,384,194	0.007626%	119
3	71854	AAA Life Ins Co	16,517,633	0.090998%	66
4	71471	Ability Ins Co	651,366	0.003588%	135
5	60054	Aetna Life Ins Co	2,961,738,427	16.316613%	1
6	90611	Allianz Life Ins Co Of N Amer	8,719,592	0.048037%	77
7	60216	Amalgamated Life Ins Co	9,708,203	0.053484%	75
8	60275	American Bankers Life Assur Co Of FL	37,449	0.000206%	182
9	66001	American Benefit Life Ins Co	1,443	0.000008%	217
10	60380	American Family Life Assur Co of Col	319,215,790	1.758602%	11
11	60410	American Fidelity Assur Co	240,563,874	1.325299%	18
12	60488	American Gen Life Ins Co	4,172,247	0.022985%	91
13	60534	American Heritage Life Ins Co	40,122,921	0.221043%	45
14	60518	American Hlth & Life Ins Co	3,648,868	0.020102%	93
15	60577	American Income Life Ins Co	11,509,863	0.063409%	72
16	60739	American Natl Ins Co	666,436	0.003671%	133
17	71773	American Natl Life Ins Co Of TX	2,640,402	0.014546%	102
18	60801	American Public Life Ins Co	4,002,845	0.022052%	92
19	60836	American Republic Ins Co	146,545	0.000807%	161
20	88366	American Retirement Life Ins Co	882,283	0.004861%	126
21	60895	American United Life Ins Co	86,945	0.000479%	171
22	61999	Americo Fin Life & Ann Ins Co	144,583	0.000797%	163
23	61301	Ameritas Life Ins Corp	131,207,694	0.722841%	21
24	62825	Anthem Blue Cross Life & Hlth Ins Co	1,844,747,517	10.162961%	4
25	61069	Anthem Life Ins Co	23,206,819	0.127849%	60
26	71439	Assurity Life Ins Co	6,419,745	0.035367%	80
27	61689	Athene Ann & Life Co	21,334	0.000118%	188
28	61492	Athene Annuity & Life Assur Co	486,233	0.002679%	142
29	89206	Augustar Life Assur Corp	1,035,954	0.005707%	125
30	67172	Augustar Life Ins Co	509,916	0.002809%	141
31	84522	Auto Club Life Ins Co	5,439	0.000030%	207
32	61212	Baltimore Life Ins Co	5,203	0.000029%	208
33	61263	Bankers Life & Cas Co	32,027,617	0.176444%	51
34	94250	Banner Life Ins Co	1,225,506	0.006751%	122
35	64890	Berkley Life & Hlth Ins Co	44,442,067	0.244837%	43
36	71714	Berkshire Life Ins Co of Amer	64,442,783	0.355024%	36
37	90638	Best Life & Hlth Ins Co	2,151,873	0.011855%	107
38	61557	Blue Shield of CA Life & Hlth Ins Co	175,968,636	0.969435%	20
39	61476	Boston Mut Life Ins Co	1,357,083	0.007476%	120
40	87726	Brighthouse Life Ins Co	9,935,562	0.054736%	74
41	61581	Capitol Life Ins Co	22,650	0.000125%	186
42	61751	Central States H & L Co Of Omaha	42,396	0.000234%	180
43	80896	Centre Life Ins Co	1,078,201	0.005940%	124
44	61832	Chesapeake Life Ins Co	25,791,077	0.142086%	55
45	67369	Cigna Hlth & Life Ins Co	2,057,714,434	11.336224%	3
46	62626	CMFG Life Ins Co	44,439,156	0.244821%	44

California Life & Annuity Market Share Report

Exhibit (5D)

Premiums Written During Calendar Year 2023

Line of Business: **ACCIDENT AND HEALTH**

Sorted By Company Name (Alphabetically)

Record Count	Company Code	Company Name	Written Premium	Market Share	Rank
47	62049	Colonial Life & Accident Ins Co	130,770,273	0.720431%	22
48	62065	Colonial Penn Life Ins Co	15,547,767	0.085655%	68
49	62103	Columbian Mut Life Ins Co	9,343	0.000051%	197
50	62146	Combined Ins Co Of Amer	22,931,759	0.126334%	62
51	81426	Commercial Travelers Life Ins Co	7,415	0.000041%	202
52	84824	Commonwealth Ann & Life Ins Co	372	0.000002%	224
53	92444	Companion Life Ins Co of CA	38,297,656	0.210987%	46
54	62308	Connecticut Gen Life Ins Co	4,804,904	0.026471%	88
55	71730	Continental Amer Ins Co	101,740,396	0.560501%	28
56	71404	Continental Gen Ins Co	2,497,991	0.013762%	105
57	68500	Continental Life Ins Co Brentwood	14,012,774	0.077198%	69
58	71129	Dearborn Life Ins Co	1,897,464	0.010453%	110
59	62634	Delaware Amer Life Ins Co	472,527	0.002603%	143
60	85561	Elips Life Ins Co	203,062	0.001119%	156
61	62928	EMC Natl Life Co	571	0.000003%	220
62	68322	Empower Ann Ins Co of Amer	365,606	0.002014%	148
63	62944	Equitable Financial Life Ins Co	2,091,368	0.011522%	109
64	78077	Equitable Financial Life Ins Co of A	13,381,563	0.073721%	70
65	60186	Everlake Life Ins Co	1,469,615	0.008096%	116
66	77968	Family Heritage Life Ins Co Of Amer	8,049,858	0.044348%	78
67	63053	Family Life Ins Co	321,602	0.001772%	150
68	63177	Farmers New World Life Ins Co	5,811,297	0.032015%	85
69	63223	Federal Life Ins Co	11,451	0.000063%	196
70	63258	Federated Life Ins Co	2,561,181	0.014110%	104
71	63290	Fidelity Life Assn A Legal Reserve L	22,292	0.000123%	187
72	71870	Fidelity Security Life Ins Co	76,280,139	0.420237%	33
73	69140	First Allmerica Fin Life Ins Co	93	0.000001%	228
74	67652	First Penn Pacific Life Ins Co	3,902	0.000021%	213
75	91642	Forethought Life Ins Co	4,184,020	0.023050%	90
76	63657	Garden State Life Ins Co	163,896	0.000903%	159
77	65536	Genworth Life & Ann Ins Co	635,447	0.003501%	137
78	70025	Genworth Life Ins Co	263,914,437	1.453940%	16
79	70939	Gerber Life Ins Co	17,347,425	0.095569%	65
80	91472	Globe Life & Accident Ins Co	3,234,199	0.017818%	95
81	63967	Government Personnel Mut Life Ins Co	56,757	0.000313%	176
82	67059	GPM Hlth & Life Ins Co	85,838	0.000473%	172
83	90212	Great Southern Life Ins Co	118,109	0.000651%	168
84	64211	Guarantee Trust Life Ins Co	1,892,445	0.010426%	111
85	64246	Guardian Life Ins Co Of Amer	682,966,756	3.762555%	6
86	70815	Hartford Life & Accident Ins Co	287,866,013	1.585892%	15
87	92711	HCC Life Ins Co	109,188,085	0.601532%	26
88	66141	Health Net Life Ins Co	310,538,284	1.710797%	12
89	93440	HM Life Ins Co	36,428,221	0.200688%	48
90	64513	Horace Mann Life Ins Co	7,234	0.000040%	203
91	91693	IA Amer Life Ins Co	5,183	0.000029%	209
92	64580	Illinois Mut Life Ins Co	100,978	0.000556%	169

California Life & Annuity Market Share Report

Exhibit (5D)

Premiums Written During Calendar Year 2023

Line of Business: **ACCIDENT AND HEALTH**

Sorted By Company Name (Alphabetically)

Record Count	Company Code	Company Name	Written Premium	Market Share	Rank
93	64602	Independence Life & Ann Co	3,025,079	0.016666%	98
94	81779	Individual Assur Co Life Hlth & Acc	2,229,046	0.012280%	106
95	65056	Jackson Natl Life Ins Co	1,541,902	0.008495%	114
96	64017	Jefferson Natl Life Ins Co	2,639	0.000015%	214
97	65080	John Alden Life Ins Co	273,445	0.001506%	151
98	93610	John Hancock Life & Hlth Ins Co	1,508,386	0.008310%	115
99	65838	John Hancock Life Ins Co USA	99,272,073	0.546903%	29
100	65129	Kansas City Life Ins Co	1,651,619	0.009099%	113
101	65242	Lafayette Life Ins Co	8,590	0.000047%	198
102	68543	Liberty Bankers Life Ins Co	6,452	0.000036%	205
103	65331	Liberty Natl Life Ins Co	184,963	0.001019%	158
104	65498	Life Ins Co Of N Amer	243,724,752	1.342712%	17
105	65528	Life Ins Co Of The Southwest	400	0.000002%	223
106	97985	LifeMap Assur Co	4,179	0.000023%	212
107	77720	LifeSecure Ins Co	6,093,270	0.033569%	83
108	99724	LifeShield Natl Ins Co	221,119	0.001218%	155
109	65595	Lincoln Benefit Life Co	10,244,995	0.056441%	73
110	65927	Lincoln Heritage Life Ins Co	138,758	0.000764%	164
111	62057	Lincoln Life & Ann Co of NY	1,741,428	0.009594%	112
112	65676	Lincoln Natl Life Ins Co	400,535,831	2.206605%	8
113	65722	Loyal Amer Life Ins Co	34,401,459	0.189522%	49
114	73504	Lumico Life Ins Co	121,056	0.000667%	166
115	65781	Madison Natl Life Ins Co Inc	2,843,858	0.015667%	99
116	65870	Manhattan Life Ins Co	158,930	0.000876%	160
117	61883	ManhattanLife Ins & Ann Co	21,143,617	0.116483%	64
118	65935	Massachusetts Mut Life Ins Co	68,496,112	0.377354%	35
119	63312	MassMutual Ascend Life Ins Co	15,440	0.000085%	193
120	69515	Medamerica Ins Co	5,413,140	0.029822%	86
121	31119	Medico Ins Co	368,526	0.002030%	147
122	65951	Merit Life Ins Co	(2,692)	-0.000015%	232
123	65978	Metropolitan Life Ins Co	1,129,218,984	6.221018%	5
124	97136	Metropolitan Tower Life Ins Co	332,963	0.001834%	149
125	66087	Mid West Natl Life Ins Co Of TN	744,189	0.004100%	129
126	66044	Midland Natl Life Ins Co	515	0.000003%	221
127	66168	Minnesota Life Ins Co	37,179,223	0.204825%	47
128	66265	Monarch Life Ins Co	369,289	0.002034%	146
129	66370	Mony Life Ins Co	877,109	0.004832%	127
130	88668	Mutual Of Amer Life Ins Co	118,355	0.000652%	167
131	71412	Mutual Of Omaha Ins Co	86,826,012	0.478336%	32
132	93734	Nassau Life & Ann Co	1,300,870	0.007167%	121
133	67814	Nassau Life Ins Co	15,894	0.000088%	192
134	68284	Nassau Life Ins Co of KS	24,096	0.000133%	185
135	61409	National Benefit Life Ins Co	48,048	0.000265%	177
136	66583	National Guardian Life Ins Co	51,483,703	0.283631%	39
137	82538	National Hlth Ins Co	6,250,156	0.034433%	81
138	66680	National Life Ins Co	827,683	0.004560%	128

California Life & Annuity Market Share Report

Exhibit (5D)

Premiums Written During Calendar Year 2023

Line of Business: **ACCIDENT AND HEALTH**

Sorted By Company Name (Alphabetically)

Record Count	Company Code	Company Name	Written Premium	Market Share	Rank
139	87963	National Teachers Assoc Life Ins Co	34,089,414	0.187803%	50
140	66869	Nationwide Life Ins Co	24,626,553	0.135671%	59
141	98205	Natl Foundation Life Ins Co	459,040	0.002529%	144
142	91626	New England Life Ins Co	35,623	0.000196%	183
143	66915	New York Life Ins Co	73,670,685	0.405862%	34
144	66974	North Amer Co Life & Hlth Ins	18	0.000000%	229
145	69000	Northwestern Long Term Care Ins Co	53,194,620	0.293056%	38
146	67091	Northwestern Mut Life Ins Co	107,286,404	0.591055%	27
147	68446	Oceanview Life & Annuity Co	6,146	0.000034%	206
148	67199	Old Amer Ins Co	16,115	0.000089%	191
149	67261	Old Republic Life Ins Co	646	0.000004%	219
150	13100	Omaha Ins Co	1,465,089	0.008071%	117
151	76112	Oxford Life Ins Co	200,421	0.001104%	157
152	67393	Ozark Natl Life Ins Co	460	0.000003%	222
153	64343	Pacific Guardian Life Ins Co Ltd	16	0.000000%	230
154	67539	Pan Amer Life Ins Co	49,726,153	0.273948%	41
155	67598	Paul Revere Life Ins Co	8,907,308	0.049072%	76
156	67644	Penn Mut Life Ins Co	256,038	0.001411%	153
157	67784	Philadelphia Amer Life Ins Co	2,148,470	0.011836%	108
158	72125	Physicians Life Ins Co	4,666,242	0.025707%	89
159	97152	Plateau Ins Co	58,129	0.000320%	175
160	65919	Primerica Life Ins Co	12,256	0.000068%	195
161	61271	Principal Life Ins Co	325,890,356	1.795374%	10
162	68047	Professional Ins Co	735,536	0.004052%	130
163	88536	Protective Life & Annuity Ins Co	7,965	0.000044%	199
164	68136	Protective Life Ins Co	5,950,582	0.032783%	84
165	67903	Provident Amer Life & Hlth Ins Co	17,209	0.000095%	190
166	68195	Provident Life & Accident Ins Co	98,714,670	0.543832%	31
167	68241	Prudential Ins Co Of Amer	192,427,986	1.060112%	19
168	71390	Puritan Life Ins Co of Amer	42,251	0.000233%	181
169	68357	Reliable Life Ins Co	96	0.000001%	227
170	68381	Reliance Standard Life Ins Co	117,159,571	0.645448%	25
171	67105	Reliastar Life Ins Co	297,064,647	1.636569%	14
172	61360	Reliastar Life Ins Co Of NY	3,332,077	0.018357%	94
173	61700	Renaissance Life & Hlth Ins Co of Am	3,193,027	0.017591%	96
174	68462	Reserve Natl Ins Co	129,069	0.000711%	165
175	93777	Revol One Ins Co	2,551	0.000014%	215
176	93572	RGA Reins Co	15,662,472	0.086287%	67
177	65005	RiverSource Life Ins Co	22,875,460	0.126024%	63
178	60183	S USA Life Ins Co Inc	31,780	0.000175%	184
179	93742	Securian Life Ins Co	25,128,766	0.138438%	57
180	68772	Security Mut Life Ins Co Of NY	7,771	0.000043%	201
181	69485	Security Natl Life Ins Co	1,074	0.000006%	218
182	68802	Sentinel Security Life Ins Co	88,518	0.000488%	170
183	62952	SILAC Ins Co	641,507	0.003534%	136
184	69019	Standard Ins Co	334,188,459	1.841089%	9

California Life & Annuity Market Share Report

Exhibit (5D)

Premiums Written During Calendar Year 2023

Line of Business: **ACCIDENT AND HEALTH**

Sorted By Company Name (Alphabetically)

Record Count	Company Code	Company Name	Written Premium	Market Share	Rank
185	86355	Standard Life & Accident Ins Co	8,030,559	0.044241%	79
186	69078	Standard Security Life Ins Co Of NY	46,524	0.000256%	178
187	68985	Starmount Life Ins Co	23,103,388	0.127280%	61
188	69116	State Life Ins Co	2,751,292	0.015157%	100
189	89184	Sterling Investors Life Ins Co	43,635	0.000240%	179
190	77399	Sterling Life Ins Co	395,131	0.002177%	145
191	80926	Sun Life & Hlth Ins Co	716,415	0.003947%	132
192	69310	Surety Life Ins Co	4,759	0.000026%	211
193	68608	Symetra Life Ins Co	98,912,969	0.544925%	30
194	71153	Talcott Resolution Life & Ann Ins Co	7,899	0.000044%	200
195	88072	Talcott Resolution Life Ins Co	633,204	0.003488%	138
196	69345	Teachers Ins & Ann Assoc Of Amer	544,171	0.002998%	140
197	76236	The Cincinnati Life Ins Co	13,305	0.000073%	194
198	60142	TIAA Cref Life Ins Co	265,833	0.001465%	152
199	92908	Tier One Ins Co	3,184,893	0.017546%	97
200	70688	Transamerica Financial Life Ins Co	228,042	0.001256%	154
201	86231	Transamerica Life Ins Co	122,156,442	0.672976%	24
202	61425	Trustmark Ins Co	12,520,178	0.068975%	71
203	62863	Trustmark Life Ins Co	6,187,397	0.034087%	82
204	11121	Unified Life Ins Co	5,278,121	0.029078%	87
205	91529	Unimerica Ins Co	49,492,472	0.272661%	42
206	62596	Union Fidelity Life Ins Co	1,407,414	0.007754%	118
207	69744	Union Labor Life Ins Co	25,007,830	0.137771%	58
208	70408	Union Security Ins Co	2,598,751	0.014317%	103
209	92916	United Amer Ins Company	50,793,363	0.279827%	40
210	63983	United Heritage Life Ins Co	84,553	0.000466%	173
211	69922	United Home Life Ins Co	4,989	0.000027%	210
212	69930	United Ins Co Of Amer	577,547	0.003182%	139
213	69973	United Life Ins Co	1,908	0.000011%	216
214	69868	United Of Omaha Life Ins Co	124,637,750	0.686646%	23
215	42129	United Security Assur Co Of PA	6,693	0.000037%	204
216	70106	United States Life Ins Co in the Cit	1,104,282	0.006084%	123
217	72850	United World Life Ins Co	31,006,417	0.170818%	52
218	79413	UnitedHealthcare Ins Co	2,447,337,830	13.482711%	2
219	67601	Unum Ins Co	25,326,132	0.139525%	56
220	62235	Unum Life Ins Co Of Amer	409,528,691	2.256148%	7
221	80802	US Br Sun Life Assur Co of Canada	300,537,085	1.655699%	13
222	80659	US Business of Canada Life Assur Co	146,504	0.000807%	162
223	69663	USAA Life Ins Co	53,491,389	0.294691%	37
224	80942	Venerable Ins & Ann Co	117	0.000001%	226
225	86509	Voya Retirement Ins & Ann Co	(738)	-0.000004%	231
226	70319	Washington Natl Ins Co	27,132,712	0.149478%	54
227	70335	West Coast Life Ins Co	290	0.000002%	225
228	70483	Western & Southern Life Ins Co	658,468	0.003628%	134
229	85189	Western United Life Assur Co	70,789	0.000390%	174
230	62413	Wilcac Life Ins Co	730,771	0.004026%	131

California Life & Annuity Market Share Report

Exhibit (5D)

Premiums Written During Calendar Year 2023

Line of Business: **ACCIDENT AND HEALTH**

Sorted By Company Name (Alphabetically)

Record Count	Company Code	Company Name	Written Premium	Market Share	Rank
231	60704	Wilton Reassur Life Co of NY	20,654	0.000114%	189
232	90557	Zurich Amer Life Ins Co	2,645,931	0.014577%	101
	Totals:		18,151,674,026	100.000000%	

California Life & Annuity Market Share Report
Premiums Written During Calendar Year 2023
Line of Business: DEPOSIT TYPE CONTRACTS
Sorted By Company Name (Alphabetically)

Record Count	Company Code	Company Name	Written Premium	Market Share	Rank
1	80985	4 Ever Life Ins Co	(2,591)	-0.000095%	94
2	71854	AAA Life Ins Co	1,622,832	0.059233%	34
3	60054	Aetna Life Ins Co	7,070,987	0.258091%	19
4	60488	American Gen Life Ins Co	51,729,131	1.888111%	9
5	60518	American Hlth & Life Ins Co	20,724	0.000756%	75
6	67989	American Memorial Life Ins Co	8	0.000000%	93
7	60739	American Natl Ins Co	4,427,598	0.161607%	23
8	60895	American United Life Ins Co	130,753	0.004772%	64
9	61999	Americo Fin Life & Ann Ins Co	146,664	0.005353%	63
10	61301	Ameritas Life Ins Corp	8,063,345	0.294312%	18
11	67172	Augustar Life Ins Co	77,227	0.002819%	67
12	61182	Aurora Natl Life Assur Co	(89,869)	-0.003280%	95
13	61212	Baltimore Life Ins Co	432,349	0.015781%	51
14	61395	Beneficial Life Ins Co	66	0.000002%	91
15	87726	Brighthouse Life Ins Co	820,513	0.029949%	44
16	67369	Cigna Hlth & Life Ins Co	36,682	0.001339%	72
17	83607	Clear Spring Life & Ann Co	33,444	0.001221%	73
18	62626	CMFG Life Ins Co	170,758	0.006233%	58
19	99937	Columbus Life Ins Co	165,100	0.006026%	60
20	84824	Commonwealth Ann & Life Ins Co	514,969	0.018796%	49
21	62308	Connecticut Gen Life Ins Co	17,640	0.000644%	77
22	71129	Dearborn Life Ins Co	45,747	0.001670%	70
23	84174	ELCO Mut Life & Ann	168,896	0.006165%	59
24	62928	EMC Natl Life Co	2,863	0.000104%	82
25	93629	Empower Ann Ins Co	228,566,354	8.342663%	5
26	68322	Empower Ann Ins Co of Amer	27,776,884	1.013855%	13
27	62510	Equitrust Life Ins Co	3,351,094	0.122315%	26
28	63177	Farmers New World Life Ins Co	4,351,319	0.158823%	24
29	91642	Forethought Life Ins Co	4,652,816	0.169828%	22
30	86630	Fortitude Life Ins & Ann Co	925,178	0.033769%	40
31	90247	Fortitude US Reins Co	150	0.000005%	90
32	90212	Great Southern Life Ins Co	17,355	0.000633%	78
33	64211	Guarantee Trust Life Ins Co	4,625	0.000169%	81
34	78778	Guardian Ins & Ann Co Inc	1,522,882	0.055585%	35
35	74780	Integrity Life Ins Co	1,392,378	0.050822%	36
36	65056	Jackson Natl Life Ins Co	1,000,000	0.036500%	39
37	64017	Jefferson Natl Life Ins Co	2,584,883	0.094348%	29
38	65129	Kansas City Life Ins Co	429,383	0.015672%	52
39	65242	Lafayette Life Ins Co	1,750,528	0.063894%	33
40	68543	Liberty Bankers Life Ins Co	728,376	0.026586%	47
41	65528	Life Ins Co Of The Southwest	123,619	0.004512%	65
42	65595	Lincoln Benefit Life Co	2,290,520	0.083604%	31
43	65722	Loyal Amer Life Ins Co	1,466	0.000054%	84
44	65935	Massachusetts Mut Life Ins Co	234,794,077	8.569974%	4
45	63312	MassMutual Ascend Life Ins Co	508,105	0.018546%	50

California Life & Annuity Market Share Report
Premiums Written During Calendar Year 2023
Line of Business: DEPOSIT TYPE CONTRACTS
Sorted By Company Name (Alphabetically)

Record Count	Company Code	Company Name	Written Premium	Market Share	Rank
46	86126	Members Life Ins Co	73,879	0.002697%	68
47	65978	Metropolitan Life Ins Co	9,275,826	0.338567%	16
48	97136	Metropolitan Tower Life Ins Co	(130,865)	-0.004777%	96
49	66044	Midland Natl Life Ins Co	838,653	0.030611%	43
50	66168	Minnesota Life Ins Co	24,883,958	0.908263%	14
51	88668	Mutual Of Amer Life Ins Co	756,149	0.027599%	46
52	61409	National Benefit Life Ins Co	1,012	0.000037%	86
53	66583	National Guardian Life Ins Co	548,220	0.020010%	48
54	78743	New Era Life Ins Co	565	0.000021%	87
55	69698	New Era Life Ins Co Of Midwest	6,728	0.000246%	80
56	91596	New York Life Ins & Ann Corp	41,757,275	1.524139%	10
57	66974	North Amer Co Life & Hlth Ins	231,440	0.008448%	56
58	67091	Northwestern Mut Life Ins Co	2,708,638	0.098865%	28
59	67180	Ohio State Life Ins Co	150	0.000005%	89
60	69647	Optum Ins of OH Inc	57,896	0.002113%	69
61	64343	Pacific Guardian Life Ins Co Ltd	161,219	0.005884%	61
62	67466	Pacific Life Ins Co	68,210,328	2.489674%	8
63	67644	Penn Mut Life Ins Co	9,872,668	0.360352%	15
64	72125	Physicians Life Ins Co	281,110	0.010261%	54
65	65919	Primerica Life Ins Co	1,294,330	0.047243%	37
66	61271	Principal Life Ins Co	953,673,631	34.809048%	1
67	68136	Protective Life Ins Co	2,771,282	0.101152%	27
68	79227	Pruco Life Ins Co	4,247,814	0.155045%	25
69	68241	Prudential Ins Co Of Amer	30,618,858	1.117587%	11
70	71390	Puritan Life Ins Co of Amer	29,330	0.001071%	74
71	67105	Reliastar Life Ins Co	89,001	0.003249%	66
72	65005	RiverSource Life Ins Co	2,296,089	0.083807%	30
73	60445	Sagicor Life Ins Co	917,773	0.033499%	41
74	69485	Security Natl Life Ins Co	12,884	0.000470%	79
75	62952	SILAC Ins Co	860,345	0.031403%	42
76	69019	Standard Ins Co	408,345	0.014905%	53
77	69108	State Farm Life Ins Co	17	0.000001%	92
78	69116	State Life Ins Co	234,709	0.008567%	55
79	68608	Symetra Life Ins Co	6,399,691	0.233588%	20
80	88072	Talcott Resolution Life Ins Co	119,364,333	4.356793%	6
81	69345	Teachers Ins & Ann Assoc Of Amer	329,970,092	12.043895%	3
82	76236	The Cincinnati Life Ins Co	154,594	0.005643%	62
83	60142	TIAA Cref Life Ins Co	405,201,194	14.789827%	2
84	86231	Transamerica Life Ins Co	229,632	0.008382%	57
85	69892	United Farm Family Life Ins Co	162	0.000006%	88
86	87645	United Fidelity Life Ins Co	1,063	0.000039%	85
87	63983	United Heritage Life Ins Co	1,660	0.000061%	83
88	69973	United Life Ins Co	43,945	0.001604%	71
89	69868	United Of Omaha Life Ins Co	82,111,957	2.997083%	7
90	67601	Unum Ins Co	1,165,190	0.042529%	38
91	62235	Unum Life Ins Co Of Amer	18,000	0.000657%	76
92	69663	USAA Life Ins Co	5,943,419	0.216935%	21

California Life & Annuity Market Share Report
Premiums Written During Calendar Year 2023
Line of Business: DEPOSIT TYPE CONTRACTS
Sorted By Company Name (Alphabetically)

Record Count	Company Code	Company Name	Written Premium	Market Share	Rank
93	70238	Variable Ann Life Ins Co	27,818,487	1.015374%	12
94	86509	Voya Retirement Ins & Ann Co	2,184,282	0.079726%	32
95	92622	Western Southern Life Assur Co	8,994,199	0.328288%	17
96	62413	Wilcac Life Ins Co	760,119	0.027744%	45
	Totals:		2,739,729,104	100.000000%	

California Life & Annuity Market Share Report
Premiums Written During Calendar Year 2023
Line of Business: OTHER CONSIDERATIONS
Sorted By Company Name (Alphabetically)

Record Count	Company Code	Company Name	Written Premium	Market Share	Rank
1	67172	Augustar Life Ins Co	2,620,192	0.032925%	17
2	87726	Brighthouse Life Ins Co	31,020	0.000390%	21
3	62626	CMFG Life Ins Co	32,593,912	0.409570%	14
4	93629	Empower Ann Ins Co	13,593,974	0.170820%	16
5	68322	Empower Ann Ins Co of Amer	265,855,976	3.340705%	7
6	62944	Equitable Financial Life Ins Co	29,681,870	0.372978%	15
7	78778	Guardian Ins & Ann Co Inc	225,147	0.002829%	19
8	65838	John Hancock Life Ins Co USA	2,163,777,854	27.189700%	2
9	65935	Massachusetts Mut Life Ins Co	253,965,475	3.191291%	8
10	65978	Metropolitan Life Ins Co	109,285,945	1.373270%	11
11	66168	Minnesota Life Ins Co	237,233,459	2.981039%	9
12	88668	Mutual Of Amer Life Ins Co	174,307,503	2.190321%	10
13	66915	New York Life Ins Co	285,028,144	3.581620%	6
14	61271	Principal Life Ins Co	14,335	0.000180%	22
15	68241	Prudential Ins Co Of Amer	3,061,627,889	38.471945%	1
16	69019	Standard Ins Co	293,160,221	3.683806%	5
17	71153	Talcott Resolution Life & Ann Ins Co	1,155,382	0.014518%	18
18	88072	Talcott Resolution Life Ins Co	81,713,316	1.026797%	13
19	70688	Transamerica Financial Life Ins Co	362,163,955	4.550897%	4
20	86231	Transamerica Life Ins Co	488,543,961	6.138968%	3
21	69868	United Of Omaha Life Ins Co	57,636	0.000724%	20
22	86509	Voya Retirement Ins & Ann Co	101,442,036	1.274705%	12
	Totals:		7,958,079,202	100.000000%	